

READYMADE®

BY MASHstudios



READYMADEFURNITURE.COM

GET
READY
TO
BUILD.

OUR KIT. YOUR VISION.

READYMADE was created to streamline the process of office design. It's an evolving collection of components designed to look great, last longer, deliver quicker, and build faster.

LEGS / WORK SURFACES / PRIVACY PANELS / POWER

To help bring your vision to life we have designed an intuitive on-line product configurator allowing the process to begin at the click of a mouse.

READYMADEFURNITURE.COM

DELIVERING WORKSPACE
SIMPLY.

READYMADE®

BY MASHstudios



SINGLE WORKSTATIONS

Private offices - Unique floor plans - Residential spaces

CAST IRON LEG / A-FRAME

Material: Cast Iron

Our trademark cast iron legs come in several styles. The legs offer durability, strength and style. The A Frame's relaxed stance is perfect for the free standing work station or private office, delivering personality and strength to any space.



ALUMINUM LEG

Material: Die Cast Aluminum

Part Mad Men, part Pan Am Airlines circa 1965, The Aluminum Leg is a sleek and sophisticated look that makes a statement in any space. The slender leg design lightens the overall feel of the workspace, while still communicating structure and integrity.



TURN 75 LEG

Materials: White Ash + Cast Iron

The Turn 75 leg is made of Solid White Ash with a relaxed stance that is simple and sturdy. Cast iron fittings add both personality and structural integrity. Add white tops to create a light and airy look, or black tops for a bolder look that can anchor any space.



TURN LEG

Materials: White Ash + Cast Iron

Simplicity, elegance and clean industrial style, The Turn Leg brings instant character to any space. The legs are made of Solid White Ash with cast iron fittings.



SCOPE LEG

Materials: White Ash + Steel Tube

The sleek and sturdy design of The Scope Leg is sophisticated, clean and modern. The ash leg fits into a white powder coated steel collar. The design is offered for both ancillary tables and workstation set ups.



CAST IRON LEG / STRAIGHT

Materials: Cast Iron

Our trademark Sand Cast Iron Legs come in several styles. The legs offer durability, strength, and style. The Straight Leg is perfect for the free standing workstation or private office.



BENCHING WORKSTATIONS

Open floor plans - Communal spaces - Team specific

ALUMINUM LEG

Material: Die Cast Aluminum

Part Mad Men, part Pan Am Airlines circa 1965, The Aluminum Leg is a sleek and sophisticated look that makes a statement in any space. The slender leg design lightens the overall feel of the workspace, while still communicating structure and integrity.



TURN LEG

Materials: White Ash + Cast Iron

Simplicity, elegance and clean industrial style, The Turn Leg brings instant character to any space. The legs, made of Solid White Ash with cast iron fittings.



SCOPE LEG

Material: White Ash + CRS Tube

The sleek and sturdy design of The Scope Leg is sophisticated, clean and modern. The ash leg fits into a white powder coated steel collar. The design is offered for both ancillary tables and workstation set ups.



CAST IRON LEG / TRESTLE

Material: Cast Iron

Our trademark Cast Iron Legs come in several styles. The legs offer durability, strength and style. The Trestles Leg is perfect for benching stations, conference tables or communal tables.



ALUMINUM LEG

Material: Die Cast Aluminum
Finish: Matte Black Powder Coat with Brushed Aluminum Edge

Part Mad Men, part Pan Am Airlines circa 1965, The Aluminum Leg is a sleek and sophisticated look that makes a statement in any space. The slender leg design lightens the overall feel of the workspace, while still communicating structure and integrity.

PRODUCT DETAILS

1 user - RM.WS.ALUMINUM.1
 Leg Dimensions - 59"L x 1.75"W x 28"H
 Pack Size - 59"L x 29.5"W x 29.5"H
 Shipping Dimensions - 66"L x 36"W x 18"H
 Lead Time - 4 Weeks


2 users - RM.WS.ALUMINUM.2
 Leg dimensions - 59"L x 1.75"W x 28"H
 Pack size - 59"L x 59"W x 29.5"H
 Shipping Dimensions - 66"L x 66"W x 18"H
 Lead Time - 4 Weeks

4 users - RM.WS.ALUMINUM.4
 Leg Dimensions - 59"L x 1.75"W x 28"H
 Pack Size - 118"L x 59"W x 29.5"H
 Shipping Dimensions - 66"L x 66"W x 24"H
 Lead Time - 4 Weeks

6 users - RM.WS.ALUMINUM.6
 Leg Dimensions - 59"L x 1.75"W x 28"H
 Pack Size - 177"L x 59"W x 29.5"H
 Shipping Dimensions - 66"L x 66"W x 30"H
 Lead Time - 4 Weeks

8 users - RM.WS.ALUMINUM.8
 Leg Dimensions - 59"L x 1.75"W x 28"H
 Pack Size - 236"L x 59"W x 29.5"H
 Shipping Dimensions - 66"L x 66"W x 36"H
 Lead Time - 4 Weeks

PACK SIZE OPTIONS



TRESTLE LEG

Material: Cast Iron
Finish: Matte Clear Powder Coat

Our trademark cast iron legs come in several styles. The legs offer durability, strength and style. The Trestles Leg is perfect for benching stations, conference tables or communal tables. This style is also available as a conference table (shown on page 22).

PRODUCT DETAILS

2 users - RM.WS.TRESTLE.2
 Leg Dimensions - 48"L x 2.5"W x 28"H
 Pack Size - 59"L x 59"W x 29.5"H
 Shipping Dimensions - 66"L x 66"W x 18"H
 Lead Time - 4 Weeks

4 users - RM.WS.TRESTLE.4
 Leg Dimensions - 48"L x 2.5"W x 28"H
 Pack Size - 118"L x 59"W x 29.5"H
 Shipping Dimensions - 66"L x 66"W x 24"H
 Lead Time - 4 Weeks


6 users - RM.WS.TRESTLE.6
 Leg Dimensions - 48"L x 2.5"W x 28"H
 Pack Size - 177"L x 59"W x 29.5"H
 Shipping Dimensions - 66"L x 66"W x 30"H
 Lead Time - 4 Weeks

8 users - RM.WS.TRESTLE.8
 Leg Dimensions - 48"L x 2.5"W x 28"H
 Pack Size - 236"L x 59"W x 29.5"H
 Shipping Dimensions - 66"L x 66"W x 36"H
 Lead Time - 4 Weeks


PACK SIZE OPTIONS



Two-Pack Four-Pack



Six-Pack



Eight-Pack



SCOPE LEG

Materials: Solid White Ash Leg with Steel Tube Receiver
Finish: Matte Clear Polyurethane (Leg) + White Powder Coat (Receiver)

The sleek and sturdy design of the Scope Leg is sophisticated, clean and modern. The ash leg fits into a white powder coated steel collar. The design is offered for both ancillary tables and workstation set ups. This style is also available as a round meeting table (shown on page 23).

PRODUCT DETAILS

1 user - RM.WS.SCOPE.1
 Leg Dimensions - 24"L x 2.5"W x 28"H
 Pack Size - 59"L x 29.5"W x 29.5"H
 Shipping Dimensions - 66"L x 36"W x 18"H
 Lead Time - 6 to 8 Weeks


2 users - RM.WS.SCOPE.2
 Leg Dimensions - 53"L x 2"W x 28"H
 Pack Size - 59"L x 59"W x 29.5"H
 Shipping Dimensions - 66"L x 66"W x 18"H
 Lead Time - 6 to 8 Weeks

4 users - RM.WS.SCOPE.4
 Leg Dimensions - 53"L x 2"W x 28"H
 Pack Size - 118"L x 59"W x 29.5"H
 Shipping Dimensions - 66"L x 66"W x 24"H
 Lead Time - 6 to 8 Weeks

6 users - RM.WS.SCOPE.6
 Leg Dimensions - 53"L x 2"W x 28"H
 Pack Size - 177"L x 59"W x 29.5"H
 Shipping Dimensions - 66"L x 66"W x 30"H
 Lead Time - 6 to 8 Weeks

8 users - RM.WS.SCOPE.8
 Leg Dimensions - 53"L x 2"W x 28"H
 Pack Size - 236"L x 59"W x 29.5"H
 Shipping Dimensions - 66"L x 66"W x 36"H
 Lead Time - 6 to 8 Weeks

PACK SIZE OPTIONS



TURN LEG

Materials: Solid White Ash Leg with Cast Iron Receiver
Finish: Matte Clear Polyurethane (Leg) + Matte Clear Powder Coat (Receiver)

Simplicity, elegance and clean industrial style, the Turn Leg brings instant character to any space. The legs are made of solid white ash with cast iron fittings.

PRODUCT DETAILS

1 user - RM.WS.TURN.1
 Leg Dimensions - 2.5"L x 2.5"W x 28"H
 Pack Size - 59"L x 29.5"W x 29.5"H
 Shipping Dimensions - 66"L x 36"W x 18"H
 Lead Time - 4 Weeks


2 users - RM.WS.TURN.2
 Leg Dimensions - 2.5"L x 2.5"W x 28"H
 Pack Size - 59"L x 59"W x 29.5"H
 Shipping Dimensions - 66"L x 66"W x 18"H
 Lead Time - 4 Weeks

4 users - RM.WS.TURN.4
 Leg Dimensions - 2.5"L x 2.5"W x 28"H
 Pack Size - 118"L x 59"W x 29.5"H
 Shipping Dimensions - 66"L x 66"W x 24"H
 Lead Time - 4 Weeks

6 users - RM.WS.TURN.6
 Leg Dimensions - 2.5"L x 2.5"W x 28"H
 Pack Size - 177"L x 59"W x 29.5"H
 Shipping Dimensions - 66"L x 66"W x 30"H
 Delivery time - 6-8 Weeks

8 users - RM.WS.TURN.8
 Leg Dimensions - 2.5"L x 2.5"W x 28"H
 Pack Size - 236"L x 59"W x 29.5"H
 Shipping Dimensions - 66"L x 66"W x 36"H
 Lead Time - 4 Weeks

PACK SIZE OPTIONS



TURN 75 LEG

Materials: Solid White Ash Leg with Cast Iron Receiver

Finish: Matte Clear Polyurethane (Leg) + Matte Clear Powder Coat (Receiver)

The Turn 75 leg is made of solid white ash with a relaxed stance that is simple and sturdy. Cast iron fittings add both personality and structural integrity. Add white tops to create a light and airy look, or black tops for a bolder look that can anchor any space. This style is also available as a breakaway table and a round meeting table (shown on page 23).

PRODUCT INFORMATION

1 user - RM.WS.TURN75.1

Leg Dimensions - 14"L x 2.5"W x 28"H
 Pack Size - 59"L x 29.5"W x 29.5"H
 Shipping Dimensions - 66"L x 36"W x 18"H
 Lead Time - 4 Weeks

PACK SIZE OPTIONS



Single



STRAIGHT LEG

Material: Cast Iron

Finish: Matte Clear Powder Coat Finish


Our trademark sand cast iron legs come in several styles. The legs offer durability, strength, and style. The Straight Leg is perfect for the free standing workstation or private office. This style is also available in a taller bar height table (shown on page 24).

PRODUCT DETAILS

1 user - RM.WS.STRAIGHT.1

Leg Dimensions - 28.5"L x 2.5"W x 28"H
 Pack Size - 59"L x 29.5"W x 29.5"H
 Shipping Dimensions - 66"L x 36"W x 18"H
 Lead Time - 4 Weeks

PACK SIZE OPTIONS



Single



A FRAME LEG


Material: Cast Iron
Finish: Matte Clear Powder Coat Finish

Our trademark cast iron legs come in several styles. The legs offer durability, strength and style. The A Frame's relaxed stance is perfect for the free standing work station or private office, delivering personality and strength to any space.

PRODUCT DETAILS

1 user - RM.WS.AFRA1
 Leg Dimensions - 24"L x 2.5"W x 28"H
 Pack Size - 59"L x 29.5"W x 29.5"H
 Shipping Dimensions - 66"L x 36"W x 18"H
 Lead Time - 4 Weeks

PACK SIZE OPTIONS



 Single




SURFACES



Oak Butcher Block.



Exposed Baltic Birch Plywood Edges. Available in Grey, Black, and White.




PLAM with 1mm PVC Edge. Available in Grey, Black, and White.

Want more? Contact us for custom surface options. READYMADE@MASHstudios.com

POWER



Standard Power: Access from above.



Standard Power: Unit from below.



No Power: Wire basket available for cord management.

Standard Power

Standard power units have (2) power outlets above ; (2) power outlets below ; (2) data punch-outs. Power units come standard in matte black powder coat.

Hardwire / Soft-wire / Daisy-chain

In-feeds can be provided as either hardwire or soft-wire depending on your specific needs and location. Units will be daisy-chained for benching stations.

Power Add On

Please contact us for additional power needs such as integrated USB or data ports.


Cable Management

All power add ons come standard with a 36"x4"x4" cold rolled steel wire basket in matte black powder coat for cable management. Hardware included.

Power Specification

Contact us for specific power needs. We will work with you to deliver the power requirements needed for your location.

PRIVACY PANELS



(a.)



(b.)

Privacy panels are offered in a woven wool textile in two classic shades of grey. We offer two types of hardware depending on the type of desk you have. Each type of hardware features the MASHstudios tag.



Dark grey tackable panel.



Light grey tackable panel.

Single stations (a.)

Single station privacy panels attach to the desk via our signature tagged cast iron clamp. The panel is attached to the clamp and runs vertical up the back of the desk.

Benching stations (b.)

Benching station privacy panels attach through signature tagged cast iron inserts. Please note benching station panels require specification at time of ordering as placement holes for the screen will need to be drilled.

CUSTOM ORDERS



Let's get creative. Contact us to explore surface options.

READYMADE@MASHstudios.com

Leg styles can't be altered. However, we can work with you on the following:

- Work surface Sizes + Finishes
- Privacy Panel Textiles
- Power
- Leg Finishes

Contact us for custom options at READYMADE@MASHstudios.com



MEETING TABLES

Come together, break away.



TRESTLE CONFERENCE TABLE

Material: Cast Iron
Finish: Matte Clear Powder Coat Finish

Our Trestles Conference Table instantly becomes the showpiece of any space. It represents strength and classic style. We offer this table in two standard sizes. Contact us for specific power, video and data needs.

PRODUCT DETAILS

Medium - RM.MT.TRESTLE.6-8
 Table Size - 96"L x 48"W x 29.5"H
 Capacity - 6-8 people
 Shipping Dimensions - 102"L x 54"W x 18"H
 Lead Time - 4 Weeks

Large - RM.MT.TRESTLE.8-10
 Table Size - 120"L x 60"W x 29.5"H
 Capacity - 8-10 people
 Shipping Dimensions - 126"L x 66"W x 18"H
 Lead Time - 4 Weeks

TOP OPTIONS

Oak Butcher Block ; Matte Clear Polyurethane Finish
 White PLAM ; Exposed Baltic Birch Plywood Edges
 Grey PLAM ; Exposed Baltic Birch Plywood Edges



TURN 75 BREAKAWAY TABLE

Materials: Solid White Ash Leg with Cast Iron Receiver
Finish: Matte Clear Polyurethane (Leg) + Matte Clear Powder Coat (Receiver)

Our breakaway table features the Turn 75 leg, with a choice of top surfaces. We offer this table in three standard sizes. Contact us for specific power, video and data needs.

PRODUCT DETAILS

Small - RM.MT.TURN75.6
 Table size - 72"L x 36"W x 29.5"H
 Capacity - 6 people
 Shipping Dimensions - 78"L x 42"W x 18"H
 Lead Time - 4 Weeks

Medium - RM.MT.TURN75.8
 Table size - 96"L x 48"W x 29.5"H
 Capacity - 8 people
 Shipping Dimensions - 102"L x 54"W x 18"H
 Lead Time - 4 Weeks

Large - RM.MT.TURN75.10
 Table size - 120"L x 60"W x 29.5"H
 Capacity - 8 people
 Shipping Dimensions - 126"L x 66"W x 18"H
 Lead Time - 4 Weeks

TOP OPTIONS

White PLAM ; Exposed Baltic Birch Plywood Edges
 Grey PLAM ; Exposed Baltic Birch Plywood Edges



SCOPE LEG SQUARE MEETING TABLE

Materials: Solid White Ash Leg With Steel Tube Receiver
Finish: Matte Clear Polyurethane (Leg) + White Powder Coat (Receiver)

Our meeting table features the Scope Leg, with a choice of top surfaces. We offer this table in two standard sizes. Contact us for specific power, video and data needs.

PRODUCT DETAILS

Medium - RM.MT.SCOPE75.SQ48
 Table Size - 48"L x 48"W x 29.5"H
 Capacity - 4 people
 Shipping Dimensions - 54"L x 54"W x 18"H
 Lead Time - 6 to 8 Weeks

Large - RM.MT.SCOPE75.SQ54
 Table Size - 54"L x 54"W x 29.5"H
 Capacity - 8 people
 Shipping Dimensions - 60"L x 60"W x 18"H
 Lead Time - 6 to 8 Weeks

TOP OPTIONS

White PLAM ; Exposed Baltic Birch Plywood Edges
 Grey PLAM ; Exposed Baltic Birch Plywood Edges



ROUND MEETING TABLE

Materials: Solid White Ash Leg with Cast Iron Receiver
Finish: Matte Clear Polyurethane (Leg) + Matte Clear Powder Coat

Our round meeting table features the Turn 75 Leg, with a choice of top surfaces. We offer this table in two standard sizes. Contact us for specific power, video and data needs.

PRODUCT DETAILS

Medium - RM.MT.TURN75.RD48
 Table size - 48"L x 48"W x 29.5"H
 Capacity - 4 people
 Shipping Dimensions - 54"L x 54"W x 18"H
 Lead Time - 4 Weeks

Large - RM.MT.TURN75.RD54
 Table size - 54"L x 54"W x 29.5"H
 Capacity - 6 people
 Shipping Dimensions - 60"L x 60"W x 18"H
 Lead Time - 4 Weeks

TOP OPTIONS

White PLAM ; Exposed Baltic Birch Plywood Edges
 Grey PLAM ; Exposed Baltic Birch Plywood Edges



BISTRO TABLE

Material: Cast Iron
Finish: Matte Clear Powder Coat

A conversation made for two, or three. Our classic Bistro Table has a spacious solid wood top and cast iron base. The base features the MASHstudios "Made in Los Angeles" tag.

PRODUCT DETAILS

Standard - RM.MT.BISTRO.2
 Table Size - 30"L x 30"W x 29.5"H
 Capacity - 2 people
 Shipping Dimensions - 36"L x 36"W x 18"H
 Lead Time - 2 to 4 Weeks

Tall - RM.MT.BISTRO.2T
 Table Size - 30"L x 30"W x 42"H
 Capacity - 2 people
 Shipping Dimensions - 36"L x 36"W x 18"H
 Lead Time - 2 to 4 Weeks

TOP OPTIONS

Solid White Ash ; Matte Clear Polyurethane Finish
 Oak Butcher Block ; Matte Clear Polyurethane Finish
 White PLAM ; Exposed Baltic Birch Plywood Edges
 Grey PLAM ; Exposed Baltic Birch Plywood Edges



BAR HEIGHT MEETING TABLE

Material: Cast Iron
Finish: Matte Clear Powder Coat

We offer this table in two standard sizes with a choice of top surfaces. Contact us for specific power, video and data needs.

PRODUCT DETAILS

Medium - RM.MT.BAR.6
 Table Size - 72"L x 36"W x 42"H
 Capacity - 6 people
 Shipping Dimensions - 78"L x 42"W x 18"H
 Lead Time - 4 Weeks

Large - RM.MT.BAR.8
 Table Size - 96"L x 36"W x 42"H
 Capacity - 8 people
 Shipping Dimensions - 102"L x 42"W x 18"H
 Lead Time - 4 Weeks

TOP OPTIONS

Oak Butcher Block ; Matte Clear Polyurethane Finish
 White PLAM ; Exposed Baltic Birch Plywood Edges
 Grey PLAM ; Exposed Baltic Birch Plywood Edges



LET'S GET CREATIVE.

We would love to hear from you.
Contact us for special inquiries, custom
orders, resources, or designer needs.

MASHstudios Headquarters

2611 West Exposition Blvd.

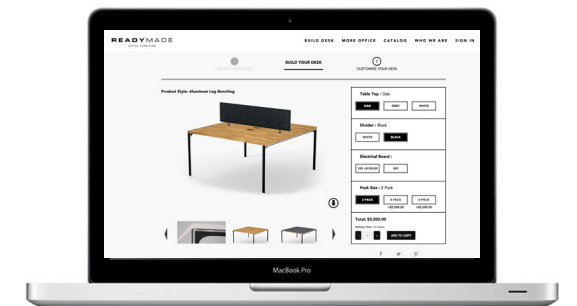
Los Angeles, CA 90018

310.313.4700

READYMADE@MASHstudios.com

Explore Readymade on your own with our
on-line product configurator.

READYMADEfurniture.com



The MASH family of brands.

MASHstudios.

MASHstudios.com

READYMADE.

READYMADEfurniture.com

LAXseries.

LAXseries.com



WELCOME TO
READYMADE.
GET READY TO BUILD.

READYMADE®

By MASHstudios



READYMADEFURNITURE.COM
GET READY TO BUILD.

