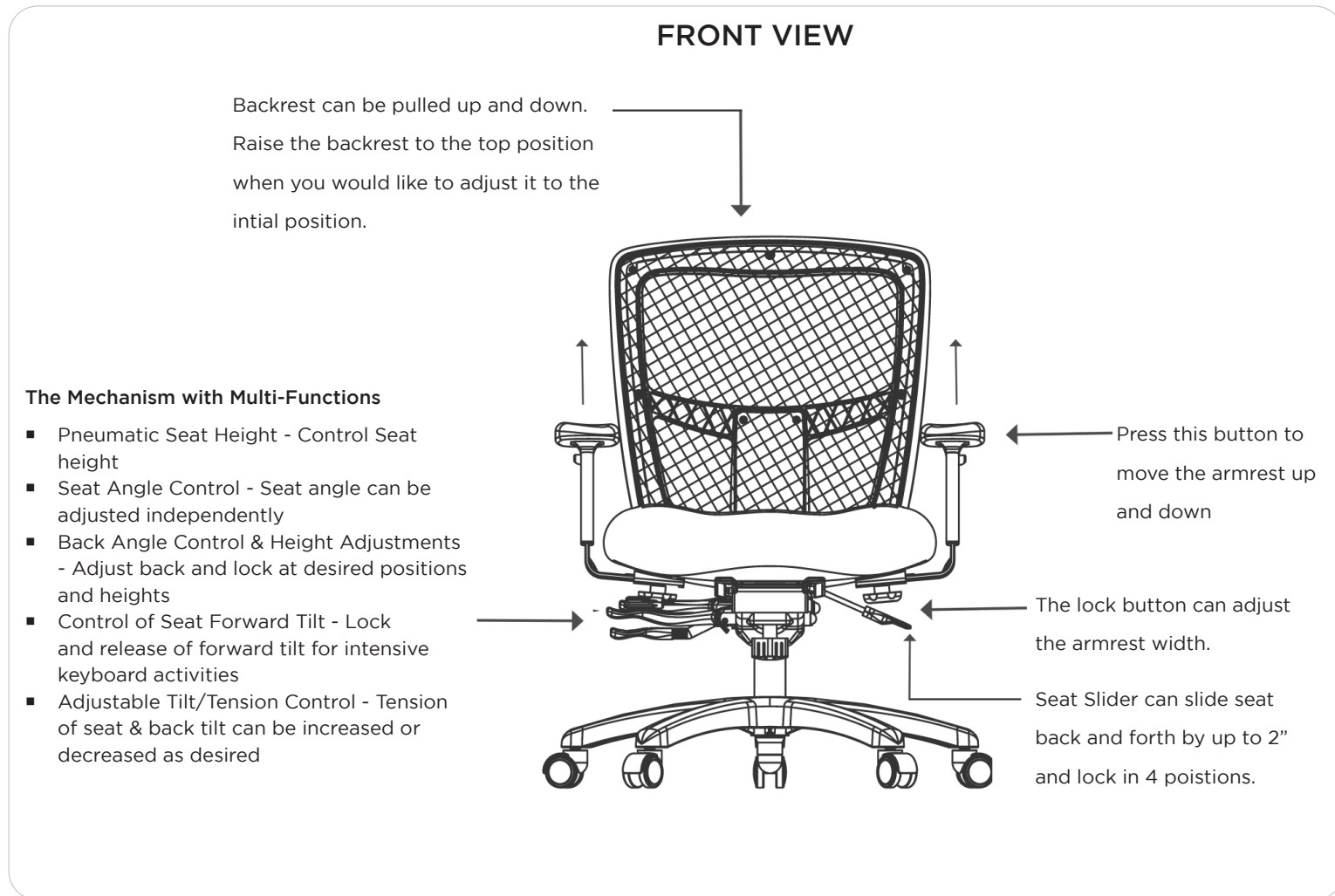











# User Guide and Assembly Instructions








## MIDZONE



# Parts and Hardware

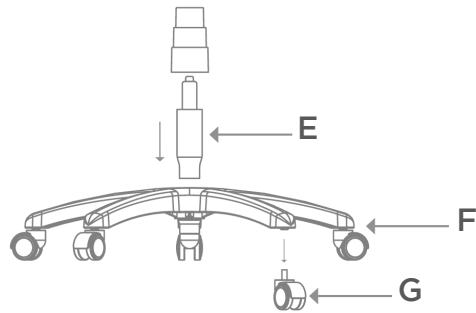
**Attention:** Carefully check all parts according to the instructions before assembling. Please assemble carefully to avoid scratching surfaces, especially powder coated surfaces.

Item	Parts	Qty.
A	 Back Assembly	1
B	 Seat Assembly	1
C	 Seat Mechanism	1
D	 Armrest L/R	1
E	 Gas Lift	1
F	 Base	1
G	 Caster	5
H	 Lever	1
I	 Bolt 4 x 8.5mm	1

Item	Parts	Qty.
J	 Seat Mechanism Bolt 1/4 x 7/8mm	4
K	 Flat Pad 19 x 8.3 x 2mm	6
L	 Adjusted Width Button	2
M	 Inner Hexagon Screws 5/16 x 3/4mm	3
N	 Flat Pad 16 x 8.3 x 2mm	3
O	 M2 Wrench	1
P	 M5 Wrench	1

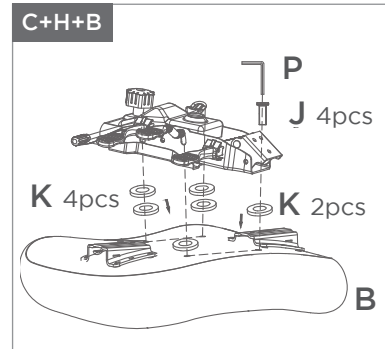
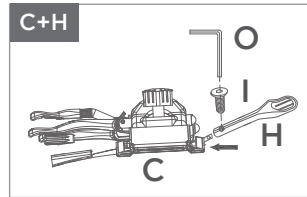
### 1. Assemble the Base, Casters, & Gas Lift

Insert five casters [G] into the base [F]. Push hard until you feel or hear the casters snap into place. With the base upright and the casters on the floor, insert the gas lift [E] into the base.



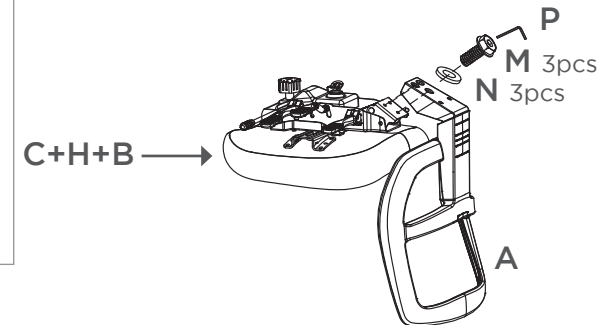
### 2. Assemble the Seat Mechanism & Seat

Attach lever [H] to the seat mechanism [C] using bolt [I] and secure with wrench [O]. Attach the assembled seat mechanism to the seat using flat pads [K] and seat mechanism bolt [J] using wrench [P].



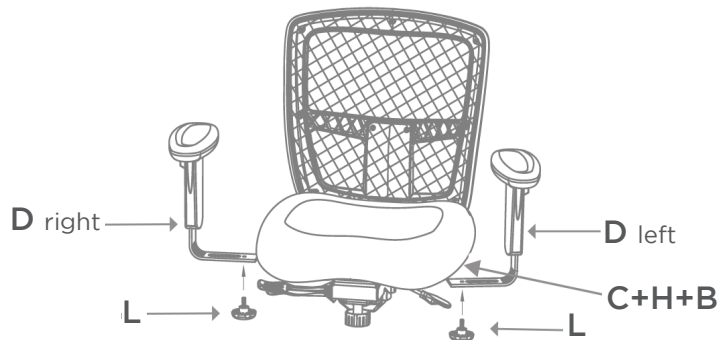
### 3. Assemble the Seat Assembly & Back

Keep the seat assembly [C+H+B] on a table first, then insert the back assembly [A] between connected seat assembly and seat plane. Turn the back assembly into the center of three holes. Attach using a wrench [P]. Fully tighten the inner hexagon socket screws [M] and flat pad [N].



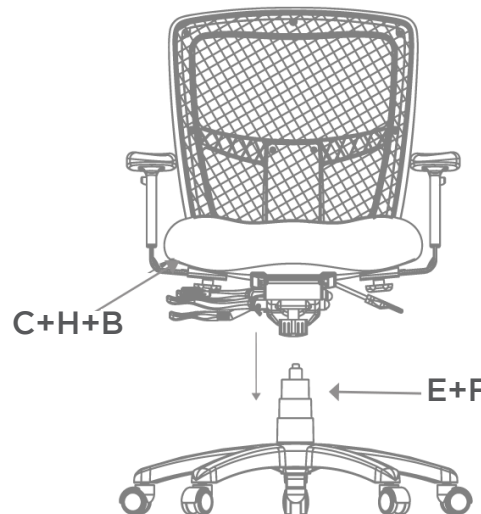
### 4. Assemble the Armrest & Seat

Attach the armrests [D] to the seat assembly [C+H+B] using the adjusted width button [L] to fasten the armrests over the seat assembly.



### 5. Assemble the Seat, Gas Lift & Base

Insert the seat assembly [C+H+B] with the armrests into the gas lift [E] with base [F].



# Product Dimensions

