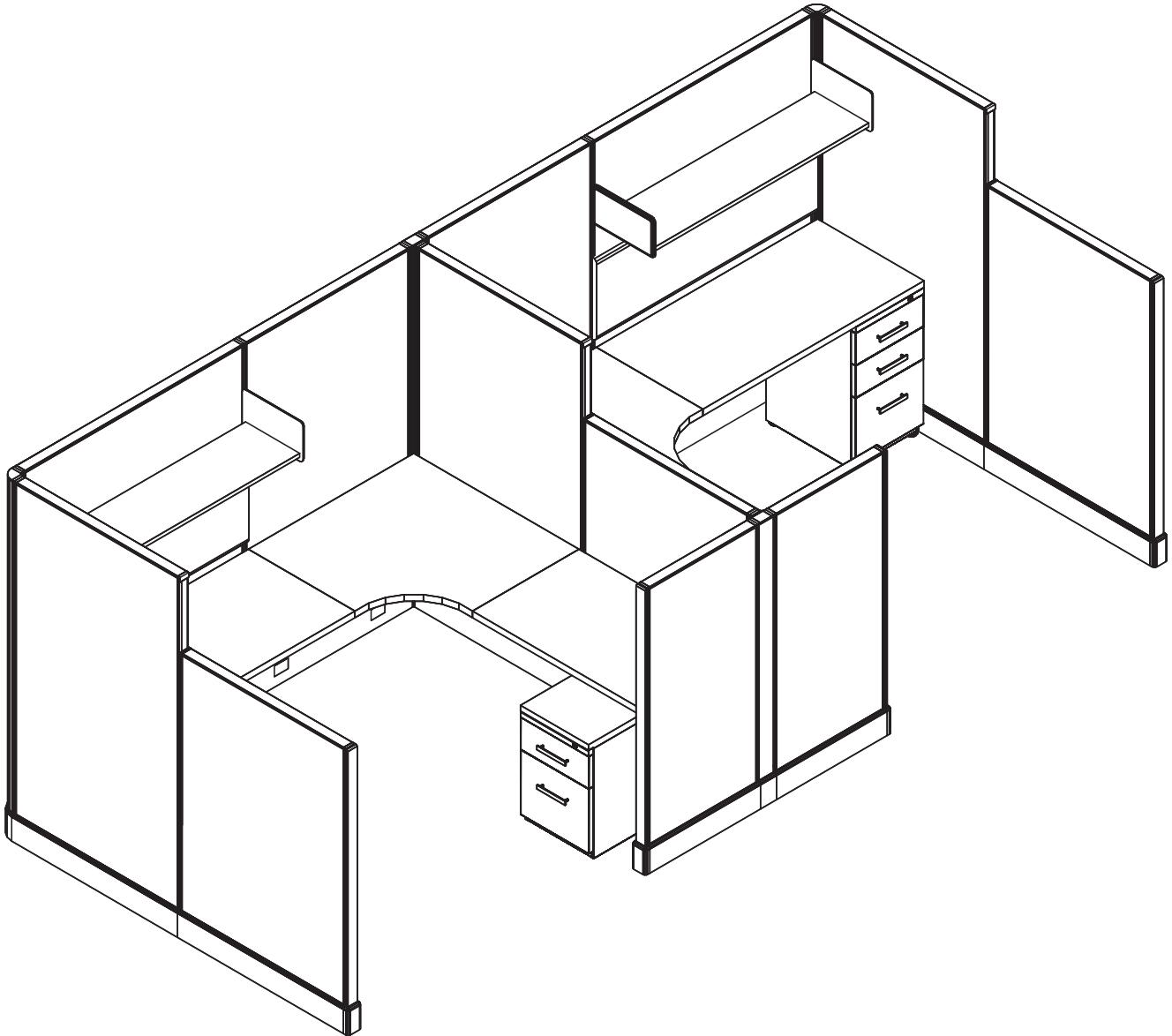


SYSTEM 2

5-DAY QUICKSHIP PROGRAM



FRIANT

ALL
WORKSTYLES
WELCOME

TABLE OF CONTENTS

INTRODUCTION

Terms and Conditions	4	Transaction Tops, Change of Height	
Quickship Fabrics and Finishes	7	Panels	17
Pattern Direction	8		
Data Port Plate	9		
Panel Details & Knockout Location	10		
Pull Options for storage	11		
Maximum Panel Run	12		
Festoons	14		
Transaction Support, Same Height			
Panels	16		

PANELS

Fabric-Covered Panel	
Non-Electrical	18
Electrical	19
Partial-Glazed Panel	
Non-Electrical	20
Electrical	21

PANEL HARDWARE

Draw Rods	22
Connectors	23

ELECTRICAL DISTRIBUTION

Electrical Distribution	25
-------------------------	----

WORKSURFACES

Square Edge Rectangular 24" Depth	28
Square Edge Rectangular 30" Depth	28
Square Edge Curved Corner	29
Square Edge Rectangular Transaction Surface	29

MY-HITE WORKSURFACES

Rectangular	30
Corner	31

WORKSURFACE SUPPORTS

Flat Bracket, Mending Plates & Anti-	
Sag Bars	32
Worksurface Bracket	33
Dual Column Leg	33
Column Leg	33
Transaction Surface Support	
End	34
Mid-End	34
Center	34

STORAGE

Overheads & Shelves	
"B" Style Shelf	
Half-Height	35
Full Height	35
"B" Style Locking Painted Flipper Unit	35
"B" Style Tackboard	36

COMPONENTS

LED Tasklight	37
Wire Manager	37
Mesh Wire Manager	37
Pencil Drawer	37

PEDESTALS

Box/Box File Pedestal	38
File/File Pedestal	38
Box/Box/File Mobile Pedestal	39
Box/File Mobile Pedestal	39
File/File Mobile Pedestal	39
Side to Side File Bar	39

LATERAL FILES

2 Drawer Lateral Files	40
Front to Back File Bars	40
Lateral File Counterweight	41
Extended Glide	41

PULLS

Lateral Files	42
Pedestals	43

ACCESSORIES

Tool Bars	44
Flat Paper Tray	44
Vertical Single Tray	44
Vertical Triple Tray	44
Carpet Gripper	44

KEYED ALIKE

Keyed-Alike Locks	45
-------------------	----

Terms and Conditions ...

QUICKSHIP PROGRAM

Designed for complete workstation orders and parts may not be ordered separately. Orders with the Quickship program are limited to under 50 workstations. For larger orders, please contact your customer service representative for availability. 5 Day Quickship orders must be on separate P.O.s and cannot be combined with standard lead time orders.

PRICES

All prices are delivered to the Continental US. We reserve the right to make changes without prior notice.

ORDERING

Purchase Orders should be sent to orders@friant.com or faxed to (510) 535-6895. If your specifications were created with CAP, GIZA or Project Matrix, please send the worksheet (SP4) with your Purchase Order. PO's must be marked with 5 DAY PROGRAM.

MAXIMUM ORDER

All of our 5 day Quickship programs will be offered with a maximum order size of \$20,000 net. We encourage our customers to check stock on orders over \$20,000 as we may be able to accommodate larger opportunities which require 5 day lead time.

TERMS

Customer's established payment terms apply, with the exception of applicable deposit due at order entry, rather than order shipment.

ORDERS

Orders are only accepted by issuance of our formal acknowledgment, and are subject to the terms set forth herein and on our order acknowledgment. It is the responsibility of the buyer to review our acknowledgment for accuracy.

LEAD TIME

Lead time is 5 business days after receipt of clean order and deposit (if applicable)

SHIPPING

Friant generally palletizes, boxes and/or shrink-wraps its products. If buyer requests additional packaging or special shipping, then it is responsible for any extra costs that result. Buyer obtains title to products and assumes the risk of loss for them upon shipment from Friant's plant.

CLAIMS

We are not responsible for damage suffered in transit. Merchandise should be inspected for possible freight damage upon delivery. The consignee should file for damage or shortages with the carrier within 5 days of delivery. You are also protected for "concealed damage" if you file claim with the carrier within 5 days of delivery. Buyer must make all claims against Friant for defects, errors or shortages in writing within 10 days after delivery. Failure to make such a claim shall constitute full acceptance.

RETURNS

No merchandise may be returned without our written consent and shipping instructions. Unauthorized returns will not be accepted and will be returned freight collect.

PARTIAL SHIPMENTS

We will make every attempt to ship orders complete and on schedule. However, we reserve the right to make partial shipments, as merchandise is ready. Invoices covering these shipments are to be paid as they become due.

ORDER CHANGE/CANCELLATIONS

Our order confirmation is final and binding. No changes are allowed after order receipt.

SHIPMENT AND PREPAID FREIGHT

Unless otherwise instructed, we reserve the option to ship by what is, in our opinion, the best possible way. Upon request, we will prepay and add freight for accounts with established credit.

DELIVERY

We are not liable for delay or failure of delivery due to strikes and/or differences with workmen, war, riot, fire, compliance with government regulations, acts of nature, failure or delays of sources of supply, or any other causes beyond our control.

Terms and Conditions continued...

STORAGE

Orders will ship or be will called on acknowledged date. If buyer cannot accept delivery when merchandise is ready, we reserve the right to transfer goods to storage. Costs of transfer and storage will be charged to the buyer's account.

CONSTRUCTION — SPECIFICATIONS

All items are produced to price list specifications unless otherwise advised. All dimensions shown are approximate. Manufacturer reserves the right to make modifications and/or improvements without prior notice.

FABRIC APPLICATION

Standard fabric application is non-directional. Friant & Associates is not responsible for charges associated with replacement of products due to incorrect specifications.

RIGHTS AND WARRANTIES — LIMITED LIFETIME WARRANTY

This warranty is given to the initial purchaser and is valid from the date of purchase, for as long as the initial purchaser owns the product. This warranty covers defects in material and craftsmanship found during normal usage of the product during the warranty period. Normal usage is defined by 8 hour shifts in the product's intended application and in an indoor environment that conforms to the ANSI/ASHRAE Standard 55: Thermal Environmental Conditions for Human Occupancy (relating to air temperature, mean radiant temperature, air velocity, clothing insulation, metabolic rate, and humidity). Friant's warranty does not cover usage other than normal usage as defined in the previous sentence. If the product is defective, and if written notice of the defect is given to Friant & Associates within the applicable warranty period, Friant & Associates, at its option, will either repair or replace the defective product with a comparable component or product. This warranty applies to all products except as noted below.

High wear parts, such as wood veneer, fabrics, and other covering material/finishes, foam, glides, etc. are warranted for one (1) year. This warranty does not apply to damage caused by a carrier, alteration to the product not expressly authorized by Friant & Associates, nor to product considered to be of a consumable nature such as bulbs, light ballasts, etc. It also does not apply to "Customer's Own Material" (i.e. material specified by the customer that is not a standard Friant & Associates offering) used in the manufacture of Friant & Associates products.

Our warranty for LED lights is 2 years.

Friant & Associates does not warrant the matching of colors, grain or texture, except to within commercially acceptable standards. This includes normal variations between dye lots (fabrics).

A product will not be considered defective, and Friant & Associates will not be obligated to replace it, if it is not installed in a proper manner (i.e. product not leveled, not secured properly, etc.) or if it is not used in a manner and/or in an environment that constitutes normal usage, as defined above.

Except as noted above, Friant & Associates makes no express or implied warranties to any product, and in particular makes no warranty of fitness for any particular use. At Friant & Associates' option, product repair and replacement is the customer's exclusive remedy for any and all product defects.

Friant & Associates shall not be liable for consequential, economic, or incidental damages arising from any product defect.

Terms and Conditions continued

CALIFORNIA PROP 65 WARNING

Products in this catalog can expose you to chemicals including wood dust, which is known to the State of California to cause cancer or birth defects or other reproductive harm. For more information go to <https://www.p65warnings.ca.gov/products/furniture-products>."

CARB

Friant products are CARB 93120 compliant for formaldehyde (phase 2)

TSCA TITLE VI

Friant products are TSCA Title VI Compliant

MAS

Accredited Compliance Designation - ANSI/BIFMA x7.1 & e3-2014 7.6.1, 7.6.2, 7.6.3

California Dept. Of Public Health Standard Method v1.2

Conforms With: LEED v4

Criteria of MAS Certified Green ® Program

5 Day Quickship Fabrics and Finishes

WORKSURFACE FINISHES

M1	Light Maple
M9	Cloud White
M16	Tundra
M28	Arctic

Note: All 5-Day worksurfaces are edge to match

FABRIC FINISHES

SLIDE
PF101-3 Pewter
PF101-7 Java
PF101-9 Sterling
PF101-10 Crema

NOTES:

- Please refer to the Fabric Direction Section in the Materials Reference Guide on the Dealer Resource Center for more details.
<http://dealers.friant.com/dealers/product-literature/>
- Colors may vary slightly between dye lots.

PAINT FINISH

DT Dark Tone

BASE FINISH

DT Dark Tone

GROMMET FINISH

Grommet color matches cantilever finish selected

PAINT FINISH	GROMMET
DT Dark Tone	Black

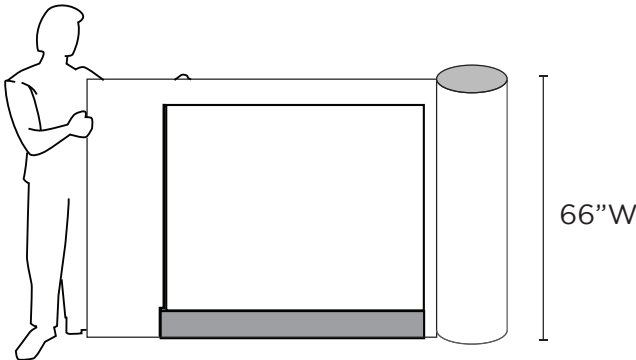

Note: grommets included on corner tops only, see item descriptions

Order samples at www.friant.com

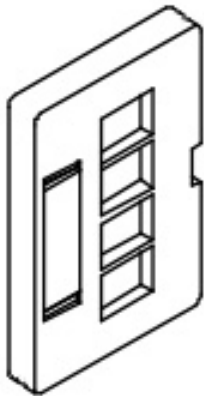
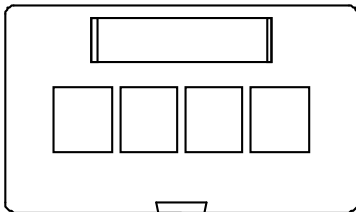
Please Note: Images are printed simulations and are not exact matches of finished product. Please request an actual sample from Friant or your sales consultant before specifying finishes.

Pattern Direction

- Fabric direction is not always determined by the way the pattern is shown on memo sample.
- Certain product construction and sizes require fabric to be applied only Directionally or Non-Directionally.
- Some products have fabric applied either Directionally or Non-Directionally. (Upcharges may apply on some products, see price books for details).
- Please refer to our **Materials Reference Guide** on the Dealer Resource Center for specific pattern application defaults on all of our products: <http://dealers.friant.com/dealers/product-literature/>
- Our Customer Service Team is happy to answer any questions regarding fabric direction.

Non - Directional Application Shown	Directional Application Shown
	

Data Port Plate (Front View)



Product Description

PART #:Q5F2DPP

This Data Port Faceplate is field configurable, flush-mounted onto the Panel Base Kickplate, and provides 1 to 4 flush-mount ports for a variety of snap-in connectors and adaptors.

Product Notes

- Installation and changes can be made without removing the Panel Base Kickplate
- Plates can be installed and removed without any tools
- Window ID provided with each Data Port Plate
- Release latch provides easy access to connections without any tools
- Blank inserts included with each Data Port Plate

Dimensions

HEIGHT: 2¹/₈"

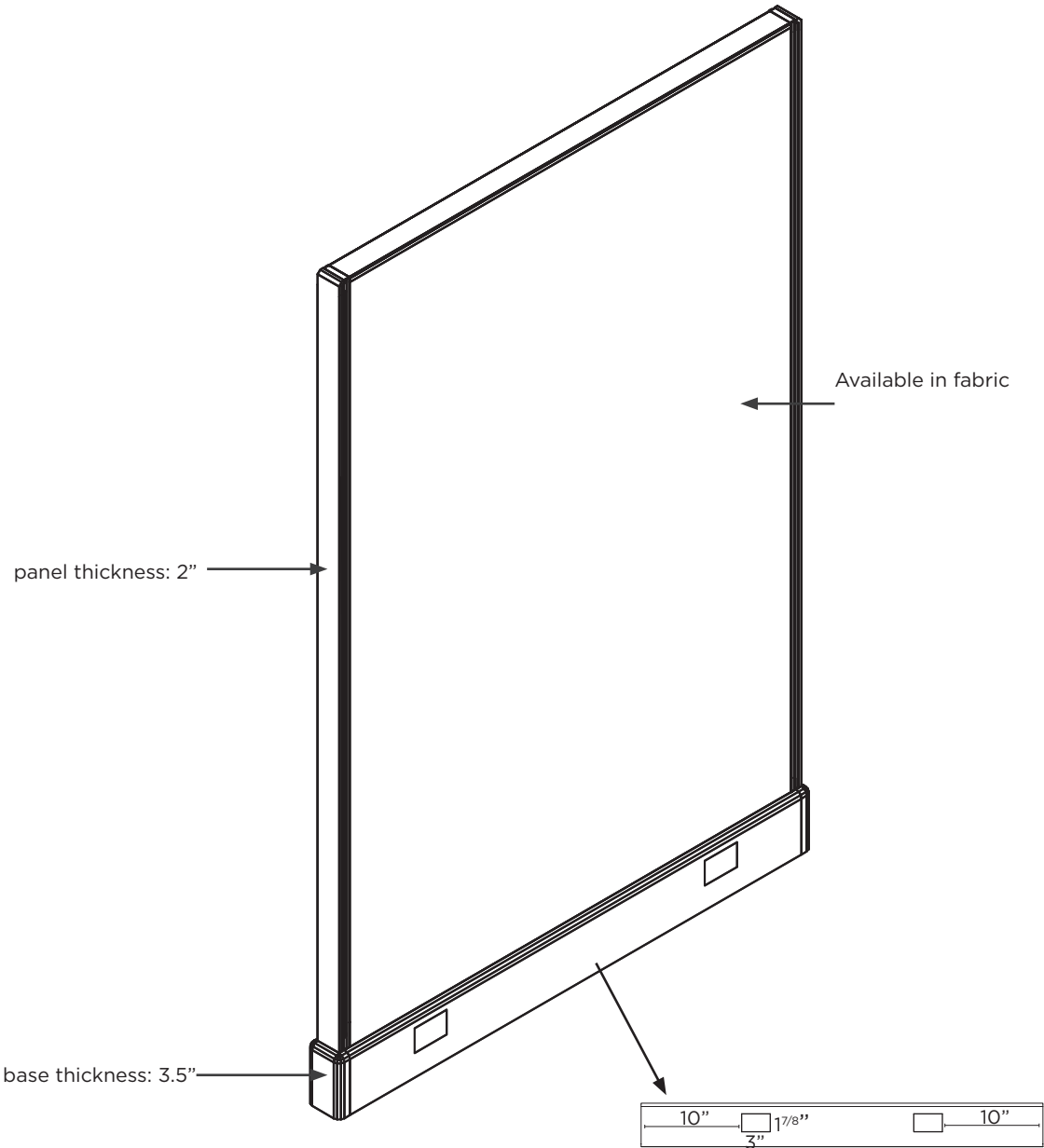
WIDTH: 3⁵/₈"

DEPTH: 0.25" (from face of Panel Base Kickplate)

MATERIAL: High impact plastic

Panel Details

System 2 monolithic panels are available powered and non-powered, with painted top caps and trim and leveling glides.

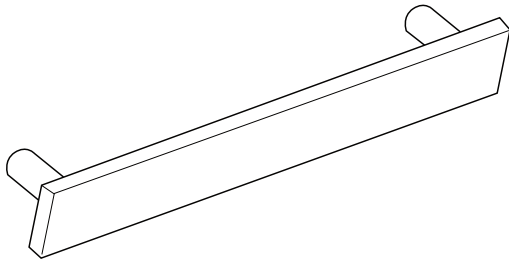


Knockouts

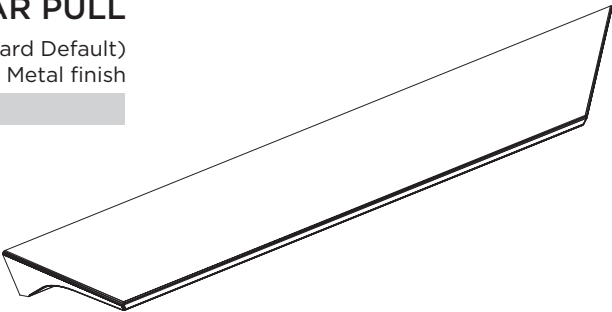
- Knockout: 3" x 1 7/8"
 - Accepts receptacles, data port plates or base infeeds
 - Knockouts are located 10" in from the edge of the panels
- | | |
|---------------|-------------|
| 24" wide | 1 knockout |
| 30"- 48" wide | 2 knockouts |

Pull Options, 5-Day Quickship Storage

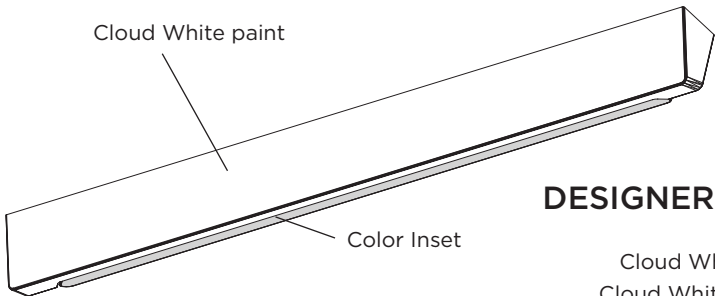
You have multiple pull options. Please specify type when ordering. If you have any questions, please contact Friant Customer Service or your local sales rep.



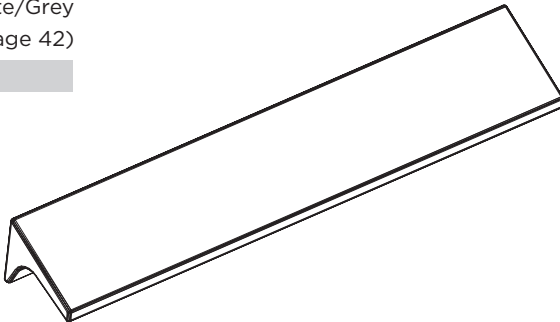
BAR PULL
(Standard Default)
Metal finish



WEDGE PULL
Brushed metal finish
(Upcharge applies to metal storage. See page 42)



DESIGNER PULL
Cloud White/Red,
Cloud White/Green,
Cloud White/Grey
(Upcharge applies to metal storage. See page 42)

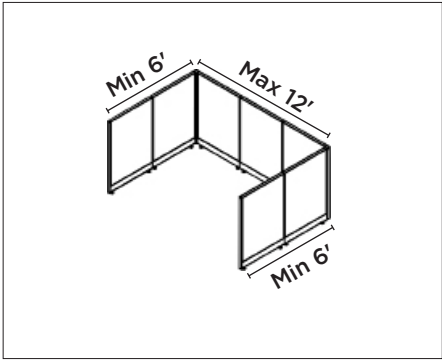
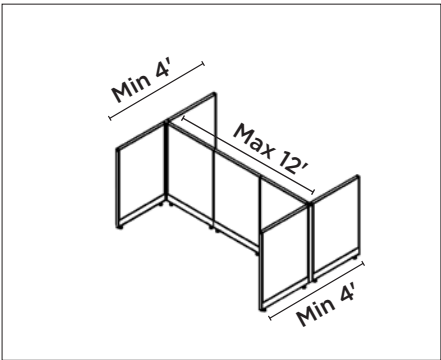
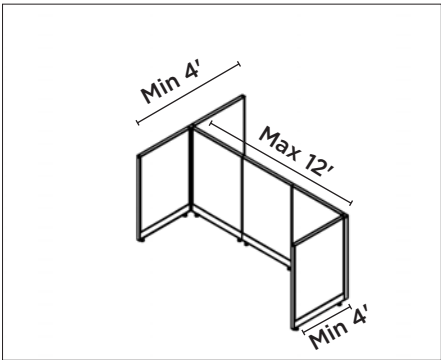
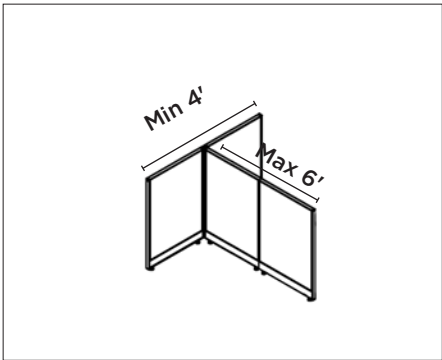


SLANT PULL
Brushed metal
(Upcharge applies to metal storage. See page 42)

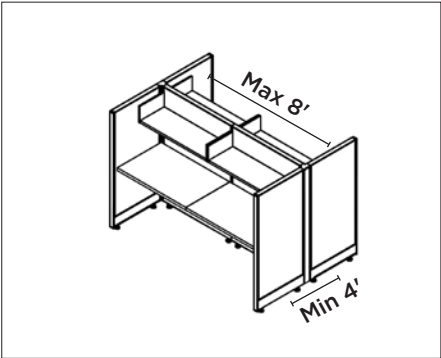
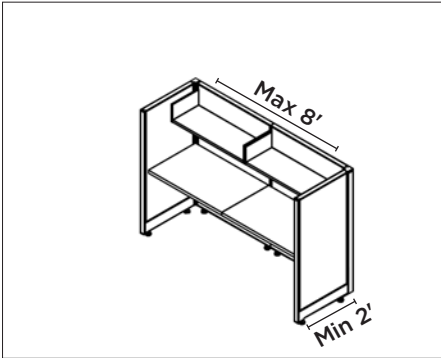
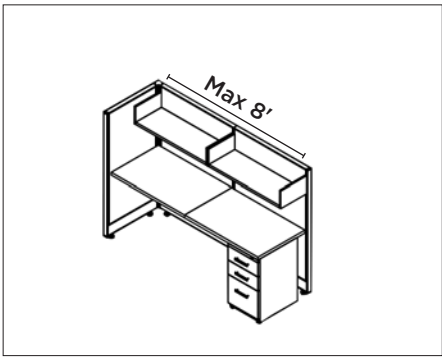
Maximum Panel Run - Recommended Guidelines

Panel runs need wall starts or wing panels for stability. Exceeding the recommended guidelines shown below may result in unstable panel configurations. Panels that are not properly supported will **yield** when pressure is applied.

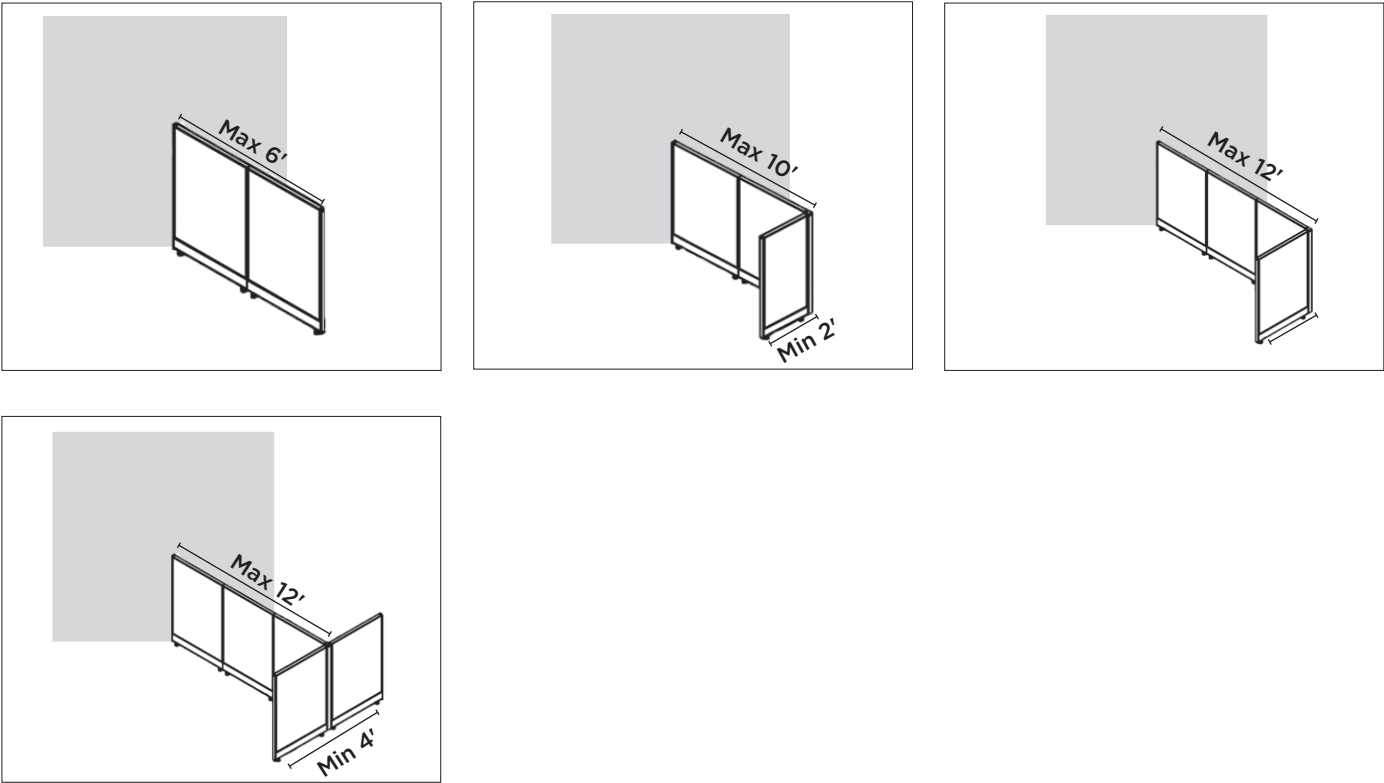
Freestanding



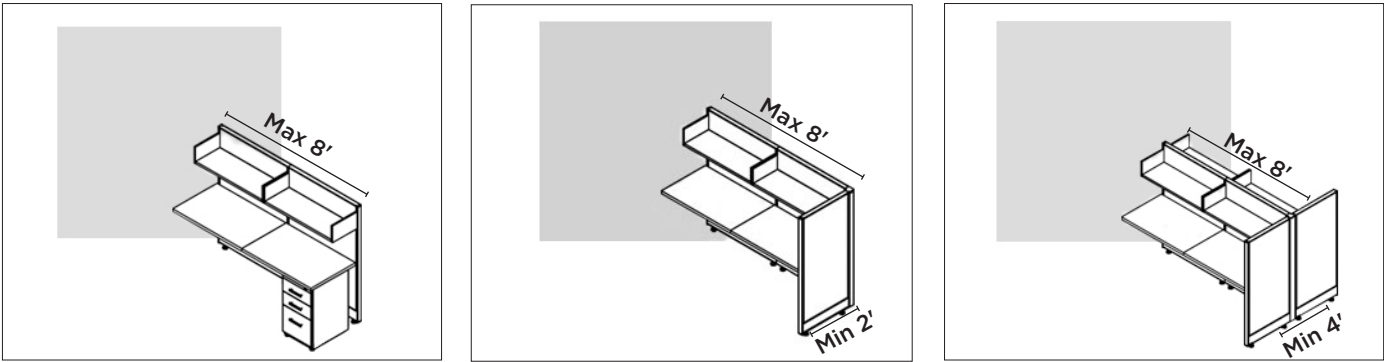
Freestanding with Components



Wall Start



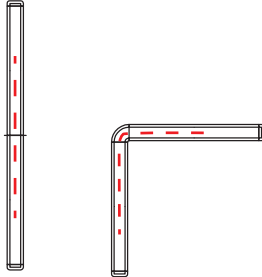
Wall Start with Components



Festoons

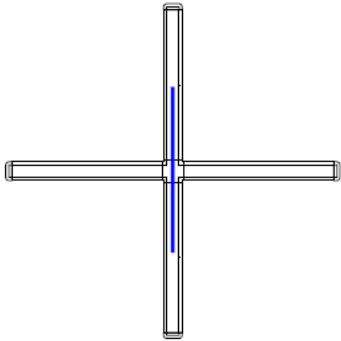
Festoons connect powered panels in a straight line or through connectors. All System 2 powered panels will come with a panel to panel festoon, which extends power in a straight line from panel to panel or at a 90° angle. Because these are included, there is no need to order them separately.

Festoons will only need to be ordered separately when bringing power across a connector when the wing panels are non-powered. Please see below for details and specify festoons on page 26.



Panel to Panel Festoon

- Included with each powered panel
- Extends power in straight line from panel to panel.
- Extends power at a 90 degree angle through a 2-way, 3-way, or 4-way connector.

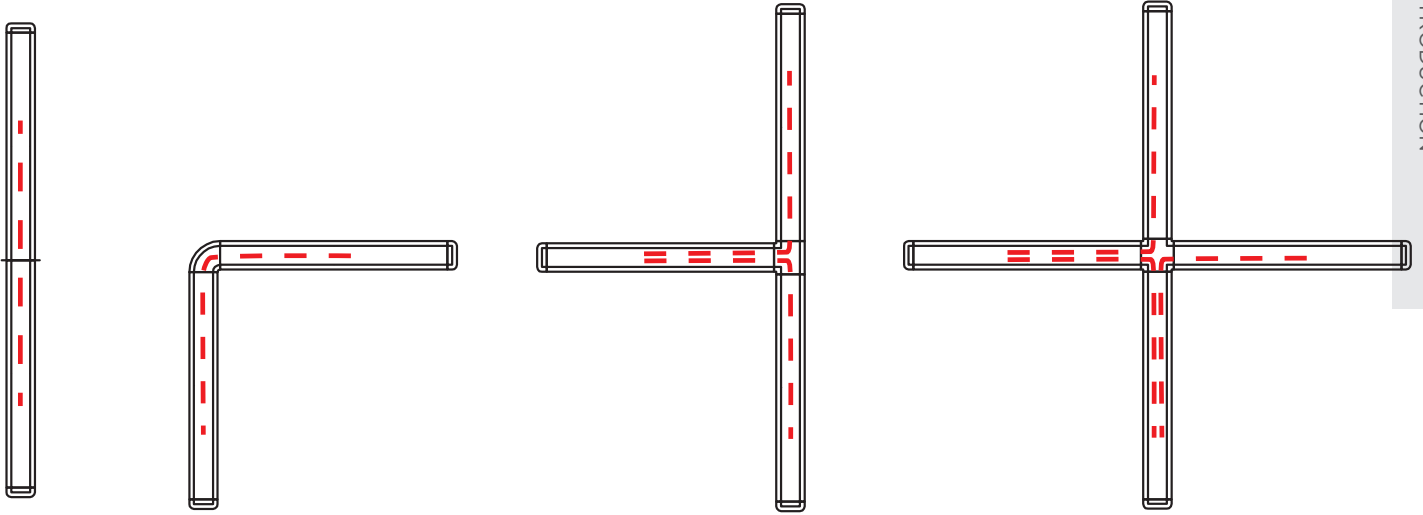


Pass Through Festoon

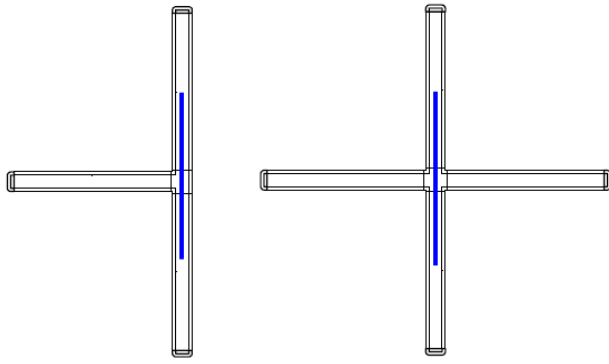
- Part number Q5F2CPK.1 on page 26.
- Extends power in straight line through 3-way or 4-way connector

Festoons continued..

All Panels Powered - no additional festoons needed



Spine Power Only



(1) Q5F2CPK.1

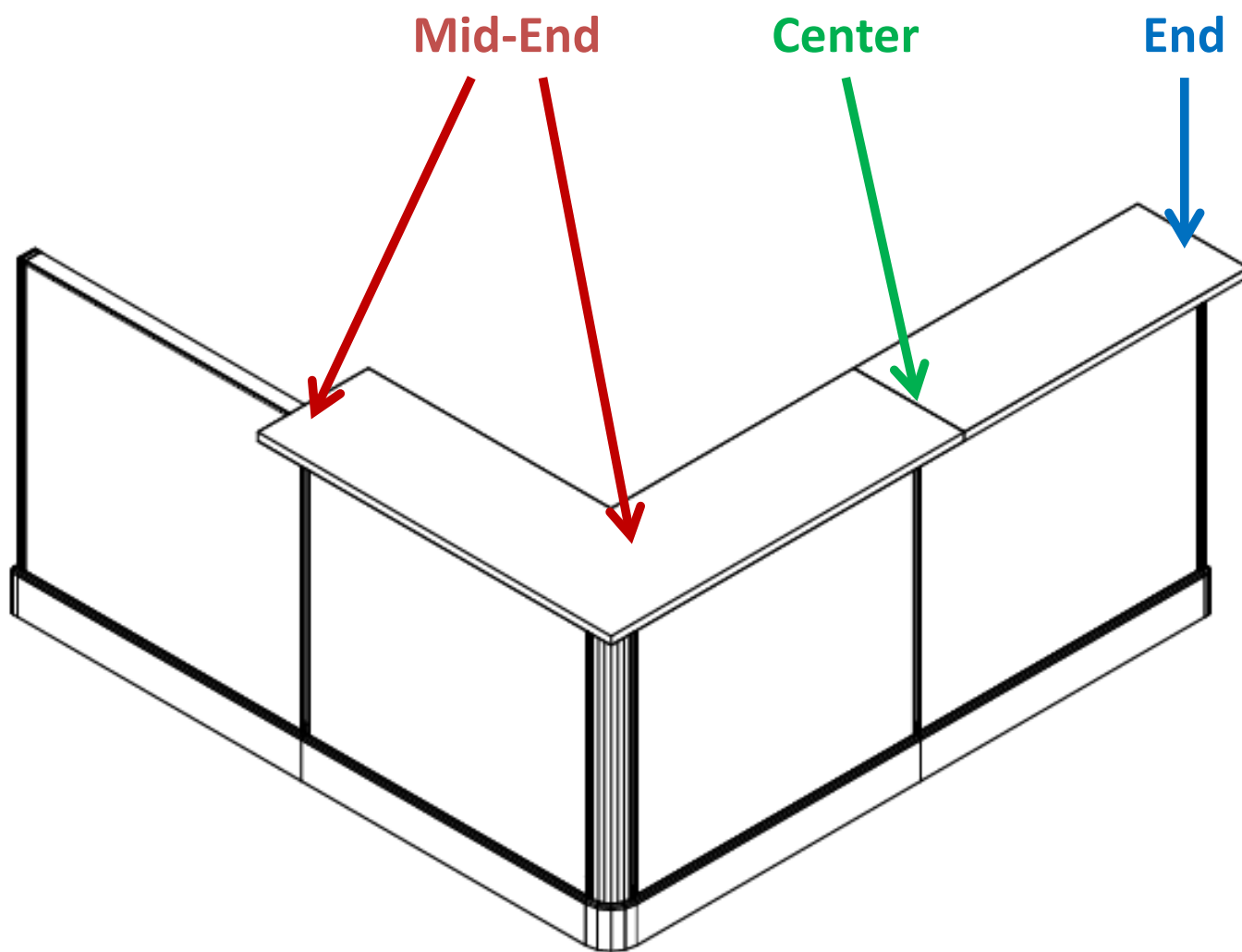
(1) Q5F2CPK.1

Transaction Support - Same Height Panels

The transaction supports required depend on the configuration of the panels they are mounted on. Specify transaction supports separately on page 34. Corner transaction top available on 10-Day or Standard lead time.

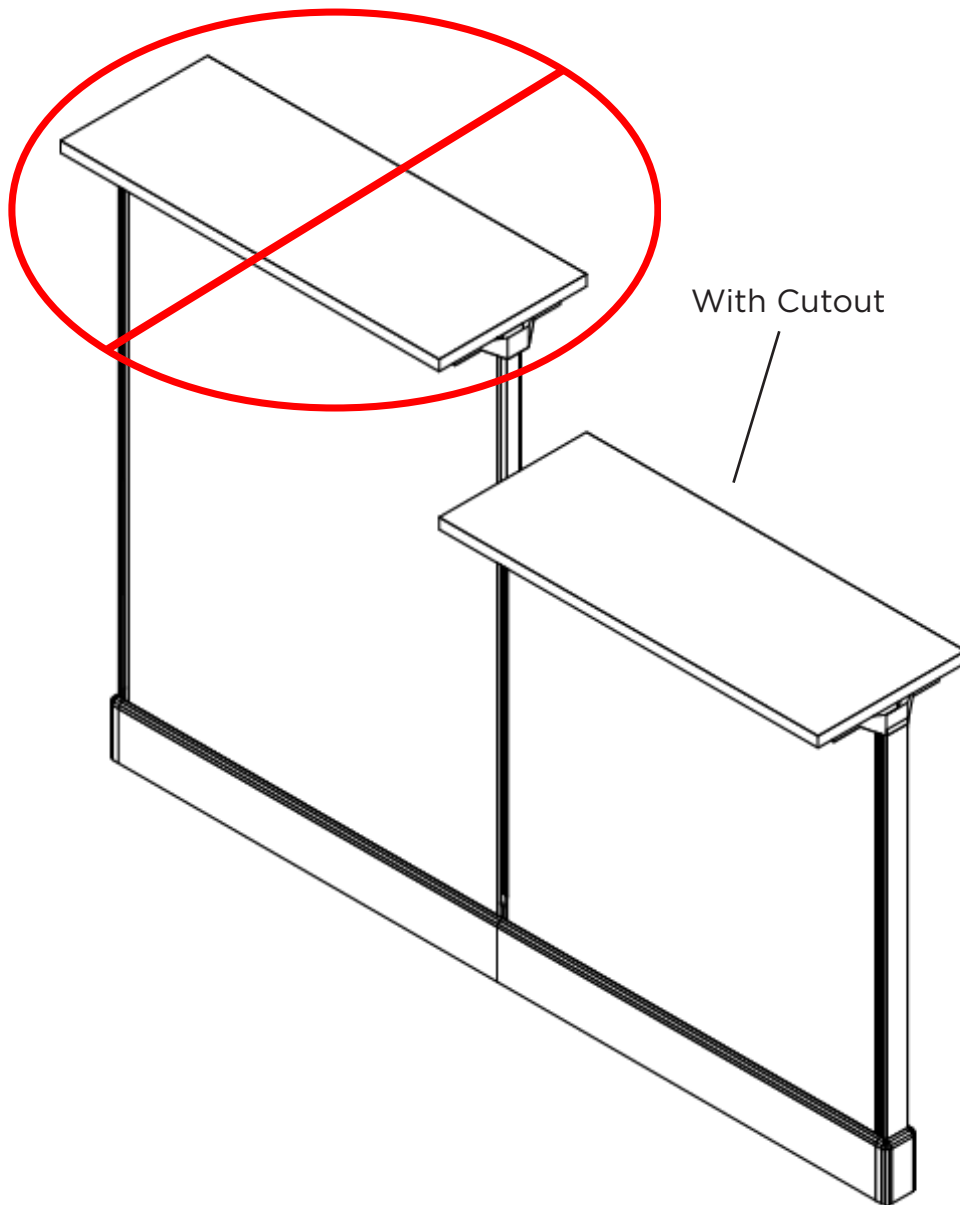
There are 3 types:

- Center (FTSSC) supports transaction surfaces spanning two panels in a 180° application.e.g. for use supporting tops on either side of an in-line panel seam
- End (FTSSE) placed at a finished end.e.g. for use above a finished end
- Mid-End (FTSSME) placed above a connector, at a panel seam, or change of height.e.g. for use in all other applications




Transaction Tops - Change of Height

- System 2 Transaction tops cannot be installed on the taller panel at a change of height
- Transaction tops with cutouts are used at the lower height at a change of height. The cutout accommodates the change of height trim
- Transaction tops with cutout are available on 10-Day and Standard lead time
- Specify transaction tops on page 29



Fabric-Covered Panel Non-Electrical



DESCRIPTION

Structural panel with fabric surfaces, painted top caps and trim, leveling glides, and cable management side covers.

NOTES

- Order connectors and finished ends separately
- Standard fabric application for panels is Non-Directional. Specify Group 5 for Directional application.

SPECIFICATION OPTIONS

product #: see charts below
trim and top cap finish: DT Dark Tone
base finish: DT Dark Tone
fabric, side 1: see fabrics, page 7
fabric, side 2 (if applicable): see fabrics, page 7

ORDER EXAMPLE

product #: Q5F2FAPA.3924N
trim and top cap finish: DT Dark Tone
base finish: DT Dark Tone
fabric, side 1: PF101-9, Slide Sterling
fabric, side 2 (if applicable): PF101-9, Slide Sterling

39" HIGH

PART #	HEIGHT	WIDTH	DEPTH	WT. (LBS)	PRICE	GROUP 5 UPCHARGE
Q5F2FAPA.3924N	39"	24"	3.5"	26	\$397	\$40
Q5F2FAPA.3930N	39"	30"	3.5"	27	\$436	\$44
Q5F2FAPA.3936N	39"	36"	3.5"	31	\$493	\$50
Q5F2FAPA.3942N	39"	42"	3.5"	36	\$520	\$52
Q5F2FAPA.3948N	39"	48"	3.5"	39	\$546	\$54

47" HIGH

PART #	HEIGHT	WIDTH	DEPTH	WT. (LBS)	PRICE	GROUP 5 UPCHARGE
Q5F2FAPA.4724N	47"	24"	3.5"	29	\$421	\$42
Q5F2FAPA.4730N	47"	30"	3.5"	33	\$472	\$48
Q5F2FAPA.4736N	47"	36"	3.5"	38	\$540	\$54
Q5F2FAPA.4742N	47"	42"	3.5"	41	\$598	\$62
Q5F2FAPA.4748N	47"	48"	3.5"	47	\$617	\$64

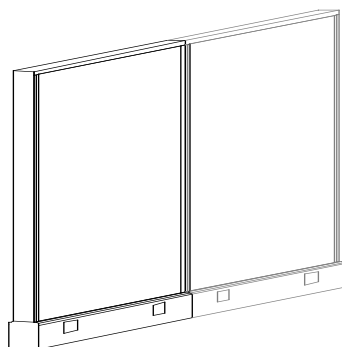
53" HIGH

PART #	HEIGHT	WIDTH	DEPTH	WT. (LBS)	PRICE	GROUP 5 UPCHARGE
Q5F2FAPA.5324N	53"	24"	3.5"	32	\$430	\$44
Q5F2FAPA.5330N	53"	30"	3.5"	38	\$489	\$50
Q5F2FAPA.5336N	53"	36"	3.5"	41	\$573	\$56
Q5F2FAPA.5342N	53"	42"	3.5"	44	\$619	\$64
Q5F2FAPA.5348N	53"	48"	3.5"	51	\$660	\$68

67" HIGH

PART #	HEIGHT	WIDTH	DEPTH	WT. (LBS)	PRICE	GROUP 5 UPCHARGE
Q5F2FAPA.6724N	67"	24"	3.5"	40	\$501	\$50
Q5F2FAPA.6730N	67"	30"	3.5"	46	\$563	\$56
Q5F2FAPA.6736N	67"	36"	3.5"	51	\$653	\$66
Q5F2FAPA.6742N	67"	42"	3.5"	57	\$696	\$70
Q5F2FAPA.6748N	67"	48"	3.5"	64	\$741	\$74

Fabric-Covered Panel Electrical



DESCRIPTION

Structural panel with fabric surfaces, painted top caps and trim, leveling glides, 4-circuit power installed and cable management side covers.

NOTES

- 24" wide panels have one receptacle per side.
- 30" - 48" wide panels have two receptacle locations per side.
- Order receptacles separately.
- Order connectors and finished ends separately.
- Order pass-through festoon separately.
- Standard fabric application for panels is Non-Directional. Specify Group 5 for Directional application.

SPECIFICATION OPTIONS

product #: see charts below
trim and top cap finish: DT Dark Tone
base finish: DT Dark Tone
fabric, side 1: see fabrics, page 7
fabric, side 2 (if applicable): see fabrics, page 7

ORDER EXAMPLE

product #: Q5F2FAPA.3924E
trim and top cap finish: DT Dark Tone
base finish: DT Dark Tone
fabric, side 1: PF101-9, Slide Sterling
fabric, side 2 (if applicable): PF101-9, Slide Sterling

39" HIGH

PART #	HEIGHT	WIDTH	DEPTH	WT. (LBS)	PRICE	GROUP 5 UPCHARGE
Q5F2FAPA.3924E	39"	24"	3.5"	27	\$560	\$56
Q5F2FAPA.3930E	39"	30"	3.5"	29	\$597	\$62
Q5F2FAPA.3936E	39"	36"	3.5"	33	\$654	\$66
Q5F2FAPA.3942E	39"	42"	3.5"	38	\$681	\$70
Q5F2FAPA.3948E	39"	48"	3.5"	42	\$706	\$72

47" HIGH

PART #	HEIGHT	WIDTH	DEPTH	WT. (LBS)	PRICE	GROUP 5 UPCHARGE
Q5F2FAPA.4724E	47"	24"	3.5"	30	\$583	\$58
Q5F2FAPA.4730E	47"	30"	3.5"	35	\$633	\$64
Q5F2FAPA.4736E	47"	36"	3.5"	40	\$701	\$72
Q5F2FAPA.4742E	47"	42"	3.5"	43	\$760	\$76
Q5F2FAPA.4748E	47"	48"	3.5"	50	\$779	\$78

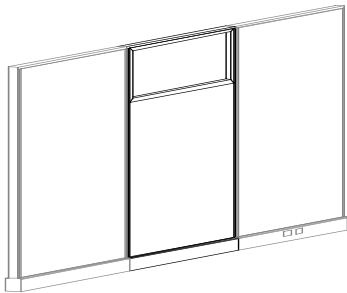
53" HIGH

PART #	HEIGHT	WIDTH	DEPTH	WT. (LBS)	PRICE	GROUP 5 UPCHARGE
Q5F2FAPA.5324E	53"	24"	3.5"	32	\$592	\$58
Q5F2FAPA.5330E	53"	30"	3.5"	38	\$651	\$66
Q5F2FAPA.5336E	53"	36"	3.5"	41	\$736	\$74
Q5F2FAPA.5342E	53"	42"	3.5"	44	\$781	\$78
Q5F2FAPA.5348E	53"	48"	3.5"	51	\$822	\$82

67" HIGH

PART #	HEIGHT	WIDTH	DEPTH	WT. (LBS)	PRICE	GROUP 5 UPCHARGE
Q5F2FAPA.6724E	67"	24"	3.5"	41	\$662	\$68
Q5F2FAPA.6730E	67"	30"	3.5"	47	\$724	\$74
Q5F2FAPA.6736E	67"	36"	3.5"	53	\$814	\$82
Q5F2FAPA.6742E	67"	42"	3.5"	59	\$857	\$86
Q5F2FAPA.6748E	67"	48"	3.5"	67	\$902	\$90

Partial-Glazed Panel Non-Electrical



DESCRIPTION

Structural panel with fabric covered lower surfaces and 14" high tempered glass top section, painted top cap and cable management side covers.

NOTES

- Order connectors and finished ends separately.
- Cannot be used as dry erase surface.
- Standard fabric application for panels is Non-Directional. Specify Group 5 for Directional application.

SPECIFICATION OPTIONS

product #: see charts below
trim and top cap finish: DT Dark Tone
panel glazing: TR Clear
base finish: DT Dark Tone
fabric (side 1): see page 7
fabric (side 2, if applicable): see page 7

ORDER EXAMPLE

product #: Q5F2PGPA.5324N
trim and top cap finish: DT Dark Tone
panel glazing: TR Clear
base finish: DT Dark Tone
fabric (side 1): PF101-9 Slide Sterling
fabric (side 2): PF101-9 Slide Sterling

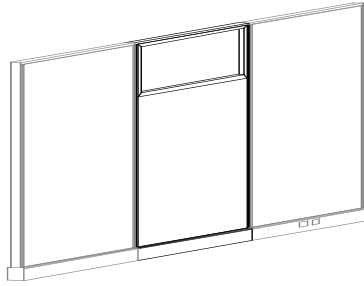
53" HIGH

PART #	HEIGHT	WIDTH	DEPTH	WT. (LBS)	PRICE	GROUP 5 UPCHARGE
Q5F2PGPA.5324N	53"	24"	3.5"	37	\$660	\$68
Q5F2PGPA.5330N	53"	30"	3.5"	41	\$719	\$72
Q5F2PGPA.5336N	53"	36"	3.5"	47	\$869	\$88
Q5F2PGPA.5342N	53"	42"	3.5"	54	\$915	\$92
Q5F2PGPA.5348N	53"	48"	3.5"	61	\$1,001	\$102

67" HIGH

PART #	HEIGHT	WIDTH	DEPTH	WT. (LBS)	PRICE	GROUP 5 UPCHARGE
Q5F2PGPA.6724N	67"	24"	3.5"	42	\$730	\$74
Q5F2PGPA.6730N	67"	30"	3.5"	50	\$793	\$80
Q5F2PGPA.6736N	67"	36"	3.5"	56	\$947	\$94
Q5F2PGPA.6742N	67"	42"	3.5"	62	\$990	\$98
Q5F2PGPA.6748N	67"	48"	3.5"	71	\$1,083	\$110

Partial-Glazed Panel Electrical



DESCRIPTION

Structural panel with fabric covered lower surfaces and 14" high-tempered clear glass top section, painted top cap and leveling glides, 4-circuit power installed in cable management raceway covers

NOTES

- 24" wide panels have one receptacle per side.
- 30" - 48" wide panels have two receptacle locations per side.
- Order receptacles separately.
- Order connectors and finished ends separately.
- Order pass-through festoon separately.
- Standard fabric application for panels is Non-Directional. Specify Group 5 for Directional application.

SPECIFICATION OPTIONS

product #: see charts below
trim and top cap finish: DT Dark Tone
base finish: DT Dark Tone
fabric, side 1: see fabrics, page 7
fabric, side 2 (if applicable): see fabrics, page 7

ORDER EXAMPLE

product #: Q5F2PGPA.5324E
trim and top cap finish: DT Dark Tone
base finish: DT Dark Tone
fabric, side 1: PF101-9, Slide Sterling
fabric, side 2 (if applicable): PF101-9, Slide Sterling

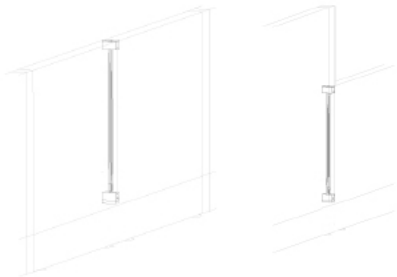
53" HIGH

PART #	HEIGHT	WIDTH	DEPTH	WT. (LBS)	PRICE	GROUP 5 UPCHARGE
Q5F2PGPA.5324E	53"	24"	3.5"	38	\$822	\$82
Q5F2PGPA.5330E	53"	30"	3.5"	42	\$880	\$88
Q5F2PGPA.5336E	53"	36"	3.5"	49	\$1,029	\$104
Q5F2PGPA.5342E	53"	42"	3.5"	56	\$1,076	\$108
Q5F2PGPA.5348E	53"	48"	3.5"	63	\$1,162	\$116

67" HIGH

PART #	HEIGHT	WIDTH	DEPTH	WT. (LBS)	PRICE	GROUP 5 UPCHARGE
Q5F2PGPA.6724E	67"	24"	3.5"	43	\$893	\$90
Q5F2PGPA.6730E	67"	30"	3.5"	52	\$955	\$96
Q5F2PGPA.6736E	67"	36"	3.5"	57	\$1,109	\$112
Q5F2PGPA.6742E	67"	42"	3.5"	64	\$1,152	\$116
Q5F2PGPA.6748E	67"	48"	3.5"	74	\$1,244	\$124

Draw Rods



DESCRIPTION	SPECIFICATION OPTIONS
Panel hardware to connect two panels in a straight line.	product #: see charts below
NOTES	ORDER EXAMPLE
	product #: Q5FDR.34

DRAW ROD



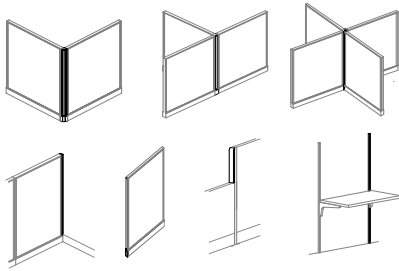
PART #	HEIGHT	WIDTH	DEPTH	WT. (LBS)	LIST	NOTES
Q5FDR.34	34"	—	—	1	\$25	<ul style="list-style-type: none">• Draw rod connects 2 panels at 180° (straight line).• DT Dark Tone only.
Q5FDR.42	42"	—	—	1	\$25	
Q5FDR.48	48"	—	—	1	\$26	
Q5FDR.62	62"	—	—	1	\$26	

DRAW ROD
CHANGE OF HEIGHT



PART #	HEIGHT	WIDTH	DEPTH	WT. (LBS)	LIST	NOTES
Q5F2DRCHS.34	34"	—	—	1	\$41	<ul style="list-style-type: none">• Draw rod connects 2 panels at 180° (straight line) when the panels are of different heights.• Order the height of the shorter panel.• Order change of height finished end separately.• DT Dark Tone only.
Q5F2DRCHS.42	42"	—	—	1	\$41	
Q5F2DRCHS.48	48"	—	—	1	\$47	

Connectors



DESCRIPTION

Panel hardware to connect panels.

NOTES

- When connecting panels of different heights, specify the connector to match the tallest panel.
- For panels that do not match the height of the connector, order Finished End Change of Height separately

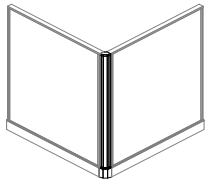
SPECIFICATION OPTIONS

product #: see charts below
finish: DT Dark Tone
base finish: DT Dark Tone

ORDER EXAMPLE

product #: Q5F22W.39
finish: DT Dark Tone
base finish: DT Dark Tone

2-WAY 90° CONNECTOR POST

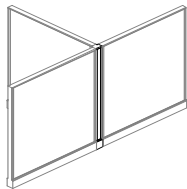


PART #	HEIGHT	WIDTH	DEPTH	WT. (LBS)	LIST
Q5F22W.39	39"	3.5"	3.5"	4	\$127
Q5F22W.47	47"	3.5"	3.5"	5	\$140
Q5F22W.53	53"	3.5"	3.5"	6	\$148
Q5F22W.67	67"	3.5"	3.5"	7	\$161

NOTES

- Connects 2 panels at 90°.
- Includes cable management trim cover.
- When connecting panels of different heights, specify the connector to match the tallest panel.
- For panels that do not match the height of the connector, order Finished End Change of Height separately

3-WAY 90° CONNECTOR POST

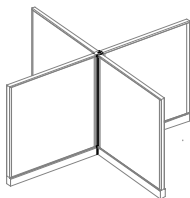


PART #	HEIGHT	WIDTH	DEPTH	WT. (LBS)	LIST
Q5F23W.39	39"	3.5"	3.5"	5	\$201
Q5F23W.47	47"	3.5"	3.5"	6	\$216
Q5F23W.53	53"	3.5"	3.5"	7	\$227
Q5F23W.67	67"	3.5"	3.5"	8	\$250

NOTES

- Connects 3 panels at 90°.
- Includes cable management trim cover.
- When connecting panels of different heights, specify the connector to match the tallest panel.
- For panels that do not match the height of the connector, order Finished End Change of Height separately

4-WAY 90° CONNECTOR POST



PART #	HEIGHT	WIDTH	DEPTH	WT. (LBS)	LIST
Q5F24W.39	39"	3.5"	3.5"	6	\$253
Q5F24W.47	47"	3.5"	3.5"	7	\$268
Q5F24W.53	53"	3.5"	3.5"	8	\$294
Q5F24W.67	67"	3.5"	3.5"	10	\$324

NOTES

- Connects 4 panels at 90°.
- When connecting panels of different heights, specify the connector to match the tallest panel.
- For panels that do not match the height of the connector, order Finished End Change of Height separately

FINISHED END



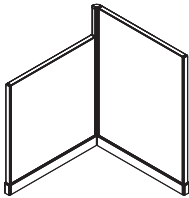
PART #	HEIGHT	WIDTH	DEPTH	WT. (LBS)	LIST
Q5F2FE.39	39"	3.5"	3.5"	2	\$59
Q5F2FE.47	47"	3.5"	3.5"	2	\$65
Q5F2FE.53	53"	3.5"	3.5"	2	\$65
Q5F2FE.67	67"	3.5"	3.5"	2	\$72

NOTES

- Finishes the vertical end of a panel at the end of a panel run.
- Includes cable management trim cover.

Connectors continued

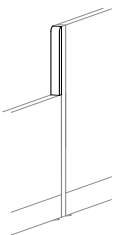
FINISHED END
CHANGE OF HEIGHT
FOR CONNECTOR



PART #	HEIGHT	WIDTH	DEPTH	WT. (LBS)	LIST
Q5FFECH	48"	1.75"	0.25"	1	\$22

- NOTES
- Finishes the exposed end of a connector at a change of height location.
 - Includes finished end trim and mounting hardware.
 - May be cut to appropriate length.
 - Trim is 48" high.
 - Plastic finish

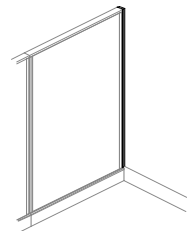
FINISHED END
CHANGE OF HEIGHT
FOR PANEL TO PANEL



PART #	HEIGHT	WIDTH	DEPTH	WT. (LBS)	LIST
Q5FFECHP.06	6"	1.75"	0.25"	1	\$25
Q5FFECHP.08	8"	1.75"	0.25"	1	\$29
Q5FFECHP.14	14"	1.75"	0.25"	1	\$39
Q5FFECHP.20	20"	1.75"	0.25"	2	\$48
Q5FFECHP.28	28"	1.75"	0.25"	2	\$58

- NOTES
- Finishes the exposed end of a panel at a change of height location.
 - Includes finished end trim and mounting hardware.
 - Metal finish

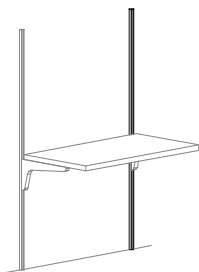
WALL START



PART #	HEIGHT	WIDTH	DEPTH	WT. (LBS)	LIST
Q5FWSTA.34	34"	1.75"	1"	2	\$55
Q5FWSTA.42	42"	1.75"	1"	3	\$62
Q5FWSTA.48	48"	1.75"	1"	3	\$69
Q5FWSTA.62	62"	1.75"	1"	3	\$78

- NOTES
- Connects panel to structural wall or column.
 - Can also connect equal height panels at a 90° angle at any point along the panel width.
 - May be field cut to the appropriate length.
 - Order 1 additional draw rod of the same height.

WALL STRIP



PART #	HEIGHT	WIDTH	DEPTH	WT. (LBS)	LIST
Q5FWSST.60	60"	—	—	3	\$66
Q5FWSST.72	72"	—	—	3	\$76
Q5FWSST.84	84"	—	—	4	\$93

- NOTES
- Attaches to structural wall to hang worksurfaces and/or components.
 - Includes 1 wall strip.
 - Aluminum finish only.

Electrical Distribution

DESCRIPTION

Parts for distributing power through the system. Distributes up to four 20-amp circuits.

NOTES

- 4-circuit

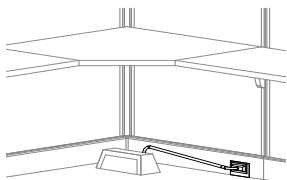
SPECIFICATION OPTIONS

product #: see charts below
pole finish: DT Dark Tone
base finish: DT Dark Tone

ORDER EXAMPLE

product #: Q5F2CPE4.39
pole finish: DT Dark Tone
base finish: DT Dark Tone

BASE POWER ENTRY DIRECT CONNECT 4-CIRCUIT



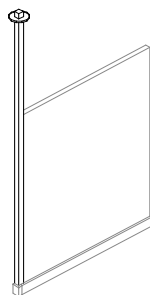
left angle elbow

PART #	HEIGHT	WIDTH	DEPTH	WT. (LBS)	LIST
Q5F2BPE		6'		5	\$344

NOTES

- Connects building power from a wall, floor or column to the base of a panel. Plugs directly into the panel's electrical harness at receptacle location.
- Distributes up to four 20-amp circuits. Includes a cable that can be field-cut to the appropriate length.
- **MUST BE WIRED BY A LICENSED ELECTRICIAN.**

CEILING POWER ENTRY INTERNAL DIRECT CONNECT 4-CIRCUIT



PART #	HEIGHT	WIDTH	DEPTH	WT. (LBS)	LIST
Q5F2CPE4.39	39"	3.5"	3.5"	13	\$728
Q5F2CPE4.47	47"	3.5"	3.5"	13	\$728
Q5F2CPE4.53	53"	3.5"	3.5"	13	\$728
Q5F2CPE4.67	67"	3.5"	3.5"	13	\$728

NOTES

- Connects a ceiling electrical supply to the base of a powered panel.
- Distributes up to four 20-amp circuits.
- Attaches to the end of a panel run, or to a 3 or 4-Way 90° connector.
- To attach the power pole at the end of a panel run, order a draw rod separately.
- To attach at a 2-Way connection, order a 3-Way connector.
- To attach at a 3-Way connection, order a 4-Way connector.
- Includes a rigid conduit and conduit connector, factory installed power harness, 12' pole, bezel, and end cap trim cover.
- **MUST BE WIRED BY A LICENSED ELECTRICIAN.**

RECEPTACLE 4-CIRCUIT

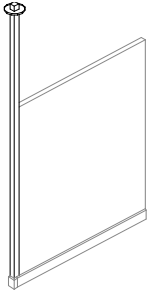
PART #	HEIGHT	WIDTH	DEPTH	WT. (LBS)	LIST
Q5F2RECP.I	circuit A			0.25	\$28
Q5F2RECP.II	circuit B			0.25	\$28
Q5F2RECP.III	circuit C			0.25	\$28
Q5F2RECP.IIII	circuit D, (dedicated)			0.25	\$28
Q5F2RECP4.II-CONT	circuit b			0.25	\$28
Q5F2RECP4.III-CONT	circuit c			0.25	\$28

NOTES

- Locks into panel base power harness. Provides access to I, II, III or IIII circuit.
- Provides dedicated circuit with "IIII" receptacle.
- Receptacle -CONT are permanently marked **CONTROLLED** on the face of the receptacle and must be connected to a timer or motion sensor at the infeed location by a licensed electrician in order to comply with California T24

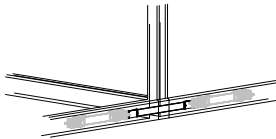
Electrical Distribution continued

CEILING DATA ENTRY INTERNAL DIRECT CONNECT NON-POWERED



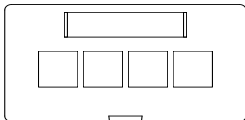
PART #	HEIGHT	WIDTH	DEPTH	WT. (LBS)	LIST	NOTES
Q5F2CDE.39	39"	3.5"	3.5"	8	\$328	<ul style="list-style-type: none"> Routes data/telecommunication cables from the ceiling to the base of a panel. Attaches to the end of a panel run, to a 3 or 4-Way 90° connector. To attach the power pole at the end of a panel run, order a draw rod separately. To attach at a 2-Way connection point, order a 3-Way connector. To attach at a 3-Way connection point order a 4-Way connector. Includes a 12' pole, bezel and end cap trim cover.
Q5F2CDE.47	47"	3.5"	3.5"	8	\$328	
Q5F2CDE.53	53"	3.5"	3.5"	8	\$328	
Q5F2CDE.67	67"	3.5"	3.5"	8	\$328	

PASS-THROUGH FESTOON 23" LONG 4-CIRCUIT



PART #	HEIGHT	WIDTH	DEPTH	WT. (LBS)	LIST	NOTES
Q5F2CPK.1	23"			1	\$100	<ul style="list-style-type: none"> Extends power when connecting power in a straight line through a 3 or 4-way connector post.

DATA PORT PLATE



PART #	HEIGHT	WIDTH	DEPTH	WT. (LBS)	LIST	NOTES
Q5F2DPP	2.125"	3.625"	0.250"	0.10	\$47	<ul style="list-style-type: none"> Used at the base of a panel to connect computers and/or communication equipment. It has 4 port locations and comes with 1 blank insert. Available in BU finish.

Electrical Distribution continued

POWER PANEL
CONVERSION KIT

PART #	HEIGHT	WIDTH	DEPTH	WT. (LBS)	PRICE
Q5F2PPCK.24	—	24"	—	1	\$153
Q5F2PPCK.30	—	30"	—	2	\$172
Q5F2PPCK.36	—	36"	—	2	\$199
Q5F2PPCK.42	—	42"	—	2	\$224
Q5F2PPCK.48	—	48"	—	3	\$248

NOTES

- Includes:
- Power Retro
 - Base Cover with Power Cutouts
 - Panel to Panel Festoon
 - Order duplex outlets separately.
 - Order the 23" Pass-Through Festoon, if you are converting a non electrical panel with any of the following:
 - 3-Way connection
 - 4 Way connection
 - Base cover available in DT

Worksurfaces

DESCRIPTION

Worksurface hangs from a panel or Wall Strips. It has a laminate top and a PVC edge. There is a 7/8" gap at the back of the worksurface for plug and cord passage. 54" and 60" worksurfaces have a center support. Includes cantilever brackets, and attachment hardware.

NOTES

All 5-Day worksurfaces are edge to match

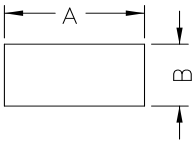
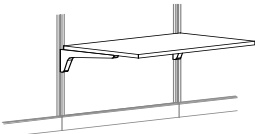
SPECIFICATION OPTIONS

product #: see charts below
worksurface finish: see page 7
support finish: DT Dark Tone

ORDER EXAMPLE

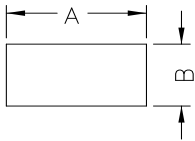
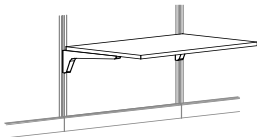
product #: Q5FSERWS.2424L
worksurface finish: M1 Light Maple
support finish: DT Dark Tone

SQUARE EDGE
RECTANGULAR
24" DEPTH



PART #	HEIGHT	WIDTH	DEPTH	WEIGHT	LIST
Q5FSERWS.2424L	1.25"	24"	24"	30	\$258
Q5FSERWS.2430L	1.25"	30"	24"	36	\$297
Q5FSERWS.2436L	1.25"	36"	24"	41	\$305
Q5FSERWS.2442L	1.25"	42"	24"	47	\$377
Q5FSERWS.2448L	1.25"	48"	24"	53	\$385
Q5FSERWS.2454L	1.25"	54"	24"	58	\$442
Q5FSERWS.2460L	1.25"	60"	24"	64	\$479

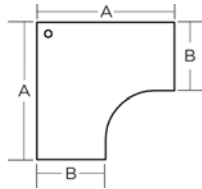
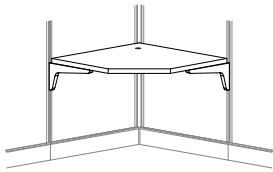
SQUARE EDGE
RECTANGULAR 30"
DEPTH



PART #	HEIGHT	WIDTH	DEPTH	WEIGHT	LIST
Q5FSERWS.3024L	1.25"	24"	30"	38	\$327
Q5FSERWS.3030L	1.25"	30"	30"	45	\$393
Q5FSERWS.3036L	1.25"	36"	30"	53	\$403
Q5FSERWS.3042L	1.25"	42"	30"	60	\$484
Q5FSERWS.3048L	1.25"	48"	30"	66	\$495
Q5FSERWS.3054L	1.25"	54"	30"	74	\$562
Q5FSERWS.3060L	1.25"	60"	30"	81	\$601

Worksurfaces continued

SQUARE EDGE CURVED CORNER

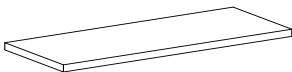
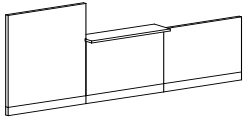


PART #	HEIGHT	WIDTH	DEPTH	WT. (LBS)	LIST
Q5FSECCWS.2436L	1.25"	* 36"	24"	54	\$498
Q5FSECCWS.2442L	1.25"	42"	24"	68	\$615
Q5FSECCWS.2448L	1.25"	48"	24"	72	\$651
Q5FSECCWS.3042L	1.25"	* 42"	30"	76	\$669
Q5FSECCWS.3048L	1.25"	48"	30"	78	\$705

NOTES

- Includes one wire grommet.
- *Keyboard tray may not fit on the 36"W worksurface
- Mending plates are included with rectangular worksurfaces only.
- Order mending plates separately if placing this worksurface next to another non-rectangular worksurface..

SQUARE EDGE RECTANGULAR TRANSACTION SURFACE WITHOUT CUTOUT

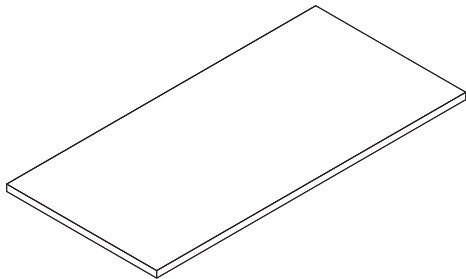


PART #	HEIGHT	WIDTH	DEPTH	WT. (LBS)	LIST
Q5FSERTS.1424L	1.25"	14"	24"	17	\$215
Q5FSERTS.1430L	1.25"	14"	30"	21	\$253
Q5FSERTS.1436L	1.25"	14"	36"	24	\$275
Q5FSERTS.1442L	1.25"	14"	42"	27	\$338
Q5FSERTS.1448L	1.25"	14"	48"	31	\$344
Q5FSERTS.1460L	1.25"	14"	60"	38	\$404
Q5FSERTS.1472L	1.25"	14"	72"	43	\$466

NOTES

- Attaches to the top of a panel for counter or display area. Ends are flush with the panel.
- Order transaction surface supports separately.
- Transaction tops cannot be installed on the taller panel at inline change of height.

Rectangular My-Hite



DESCRIPTION

Worksurface top only, for use with height adjustable base within workstation application

NOTES

- All 5-Day worksurfaces are edge to match
- Order base separately from MY-HITE pricebook

Note: Top size reduced 1" in depth and 2" in width to fit within system workstation and prevent pinch points. We do not recommend using full size worktop in paneled workstation applications.

SPECIFICATION OPTIONS

product #: see charts below
worksurface finish: see page 7

ORDER EXAMPLE

product #: Q5FSRWS.2340
worksurface finish: M1 Light Maple

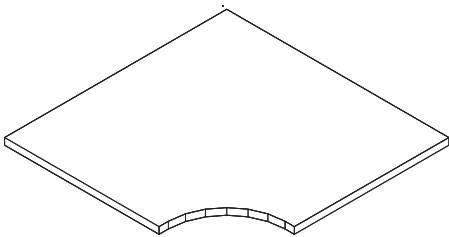
RECTANGULAR WORKSURFACE

PART #	WIDTH	DEPTH	PRICE
Q5FSRWS.2340	40"	23"	\$323
Q5FSRWS.2346	46"	23"	\$333
Q5FSRWS.2352	52"	23"	\$393
Q5FSRWS.2358	58"	23"	\$403
Q5FSRWS.2940	40"	29"	\$382
Q5FSRWS.2946	46"	29"	\$393
Q5FSRWS.2952	52"	29"	\$465
Q5FSRWS.2958	58"	29"	\$477

NOTES

- Sizes are actual for example Q5FSRWS.2358 is 23" x 58"

Corner My-Hite



DESCRIPTION

Corner worksurface top only, for use with height adjustable base within workstation application

NOTES

- All 5-Day worksurfaces are edge to match
- Order base separately from MY-HITE pricebook

Note: Top size reduced 1" in depth and 2" in width to fit within system workstation and prevent pinch points. We do not recommend using full size worktop in paneled workstation applications.

SPECIFICATION OPTIONS

product #: see charts below
worksurface finish: see page 7

ORDER EXAMPLE

product #: Q5FSCWS.2340
worksurface finish: Light Maple, M1

CORNER WORKSURFACE

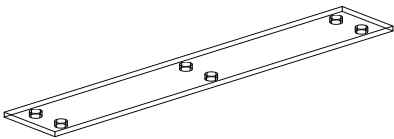
PART #	WIDTH	DEPTH	PRICE
Q5FSCWS.2340	40"	23"	\$532
Q5FSCWS.2346	46"	23"	\$563
Q5FSCWS.2940	40"	29"	\$579
Q5FSCWS.2946	46"	29"	\$608

NOTES

- Sizes are actual for example Q5FSCWS.2940 is 29" x 40"

QUICKSHIP

Flat Bracket



DESCRIPTION

Used to support two worksurfaces when a support leg or panel leg is inappropriate.

NOTES

- Flat bracket finish: Black Umber

SPECIFICATION OPTIONS

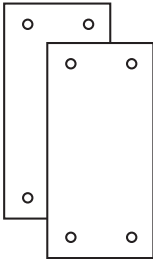
product #: see charts below

ORDER EXAMPLE

product #: Q5F2FB.18

PART#	HEIGHT	A		PRICE
Q5F2FB.18	3"	18"	1	\$45

Mending Plates



DESCRIPTION

This Mending Plate is to be ordered if you're placing corner workstations next to other corner workstations without a rectangular worksurface return. Mending plate size is 2" x 4".

NOTES

- Sold in pairs

SPECIFICATION OPTIONS

product #: see charts below

ORDER EXAMPLE

product #: Q5FASS22-O-ZN

PART #	HEIGHT	A	B	C	D	WT. (LBS)	PRICE
Q5FASS22-O-ZN	—	—	—	—	—	1	\$3

ANTI-SAG BARS



PART #	WIDTH	LIST	NOTES
Q5FWASB.42	42"	\$100	<ul style="list-style-type: none">Anti-Sag bar, 42" wide with (8) screws. For use with 48 & 54" worktops
Q5FWASB.54	54"	\$127	<ul style="list-style-type: none">Anti-Sag bar, 54" wide with (10) screws. For use with 60 & 66" worktops
Q5FWASB.66	66"	\$154	<ul style="list-style-type: none">Anti-Sag bar, 66" wide with (12) screws. For use with 72 & 78" worktops

Supports

DESCRIPTION

Provide support to the worksurface.

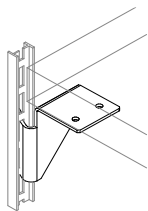
SPECIFICATION OPTIONS

product #: see charts below

ORDER EXAMPLE

product #: Q5F2CL.4

WORKSURFACE BRACKET



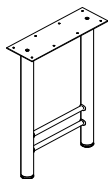
Right Handed shown

PART #	HEIGHT	WIDTH	DEPTH	WT. (LBS)	LIST
Q5FWSB.L	2.75"	—	2.5"	0.25	\$14
Q5FWSB.R	2.75"	—	2.5"	0.25	\$14

NOTES

- Attaches to the front corner of a hanging worksurface to provide additional support when the return panel matches the worksurface depth.
- Also used as support for the back corner of a corner worksurface.
- Specify left or right.
- Color: Black

DUAL COLUMN LEG



PART #	HEIGHT	WIDTH	DEPTH	WT. (LBS)	PRICE
Q5F2DCL	27.75"	18"		25	\$171

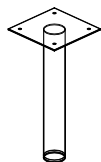
NOTES

Attaches to the underside of a worksurface.

Has adjustable glides.

Finish: DT Dark Tone.

COLUMN LEG



PART #	HEIGHT	WIDTH	DEPTH	WT. (LBS)	PRICE
Q5F2CL.4	27.75"	4"Dia	—	16	\$138

NOTES

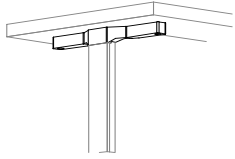
Attaches to the underside of a worksurface.

Has an adjustable glide.

Finish: DT Dark Tone.

Supports continued

TRANSACTION SURFACE SUPPORT, END



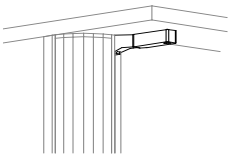
PART #	HEIGHT	WIDTH	DEPTH	WT. (LBS)	PRICE
Q5FTSSE	2.5"	1"	10"	1	\$36

NOTES

Supports the end of a transaction surface, and placed at a finished end.

Transaction tops cannot be installed on the taller panel at inline change of height.

TRANSACTION SURFACE SUPPORT, MID-END



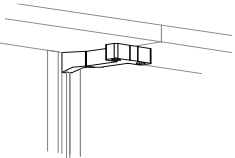
PART #	HEIGHT	WIDTH	DEPTH	WT. (LBS)	PRICE
Q5FTSSME	2"	1"	10"	1	\$36

NOTES

Placed above a connector, at a panel seam, or change of height.

Transaction tops cannot be installed on the taller panel at inline change of height.

TRANSACTION SURFACE SUPPORT, CENTER



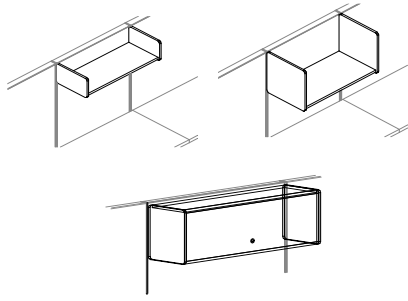
PART #	HEIGHT	WIDTH	DEPTH	WT. (LBS)	PRICE
Q5FTSSC	2"	1"	10"	1	\$37

NOTES

Supports transaction surfaces spanning two panels in a 180° application.

Transaction tops cannot be installed on the taller panel at inline change of height.

Overheads & Shelves



DESCRIPTION

Storage shelves and flipper door units.

NOTES

- Hangs from panel or wall strips
- Includes attachment hardware
- Metal with paint finish

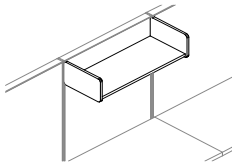
SPECIFICATION OPTIONS

product #: see charts below
finish: DT Dark Tone

ORDER EXAMPLE

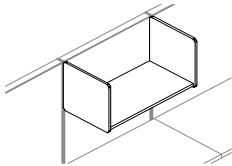
product #: Q5F2HSH.1336
finish: DT Dark Tone

"B" STYLE SHELF HALF-HEIGHT



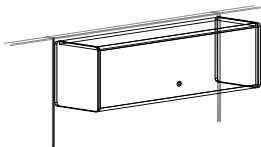
PART #	HEIGHT	WIDTH	DEPTH	WT. (LBS)	PRICE
Q5F2HSH.1324	7.5"	24"	13.5"	12	\$157
Q5F2HSH.1330	7.5"	30"	13.5"	13	\$167
Q5F2HSH.1336	7.5"	36"	13.5"	13	\$180
Q5F2HSH.1342	7.5"	42"	13.5"	14	\$193
Q5F2HSH.1348	7.5"	48"	13.5"	15	\$203

"B" STYLE SHELF FULL HEIGHT



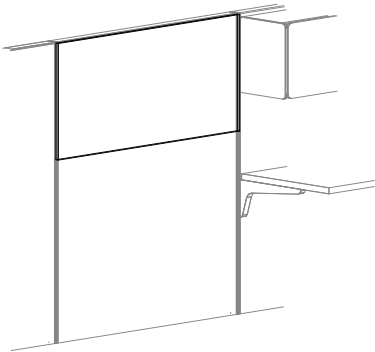
PART #	HEIGHT	WIDTH	DEPTH	WT. (LBS)	PRICE
Q5F2FSH.1324	15.5"	24"	13.5"	16	\$188
Q5F2FSH.1330	15.5"	30"	13.5"	17	\$195
Q5F2FSH.1336	15.5"	36"	13.5"	17	\$204
Q5F2FSH.1342	15.5"	42"	13.5"	18	\$217
Q5F2FSH.1348	15.5"	48"	13.5"	19	\$219

"B" STYLE LOCKING PAINTED FLIPPER UNIT



PART #	HEIGHT	WIDTH	DEPTH	WT. (LBS)	LIST
Q5F2PFLU.1324	15.5"	24"	13.5"	27	\$380
Q5F2PFLU.1330	15.5"	30"	13.5"	31	\$407
Q5F2PFLU.1336	15.5"	36"	13.5"	33	\$453
Q5F2PFLU.1342	15.5"	42"	13.5"	36	\$473
Q5F2PFLU.1348	15.5"	48"	13.5"	39	\$505

Tackboard



DESCRIPTION

Fabric covered tackable surface.

SPECIFICATION OPTIONS

product #: see charts below
fabric: see page 7 (**Passage and Terrain fabric not approved for this application**)

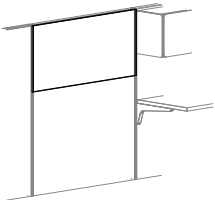
NOTES

- Attaches to panel or wall strips.
 - Includes attachment hardware
- Passage and Terrain fabric not approved for this application**

ORDER EXAMPLE

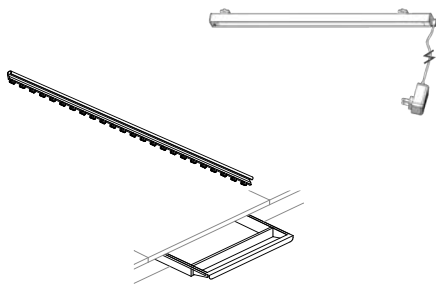
product #: Q5F2TAKBS.1624
fabric: Slide-Sterling PF101-9

“B” STYLE TACKBOARD
SQUARE CORNERS
CURVED TOP & BOTTOM
15.5” HIGH



PART #	HEIGHT	WIDTH	DEPTH	WT. (LBS)	PRICE	GROUP 5 UPCHARGE
Q5F2TAKBS.1624	15.5"	24"		6	\$178	\$19
Q5F2TAKBS.1630	15.5"	30"		7	\$189	\$19
Q5F2TAKBS.1636	15.5"	36"		9	\$198	\$21
Q5F2TAKBS.1642	15.5"	42"		10	\$206	\$21
Q5F2TAKBS.1648	15.5"	48"		11	\$220	\$23

Components



DESCRIPTION

See individual notes below

LED TASKLIGHT



PART #	HEIGHT	WIDTH	DEPTH	WT. (LBS)	LIST
Q5FLED.20	0.75"	20"	1"	1	\$244
Q5FLED.38	0.75"	38"	1"	2	\$307

NOTES


Attaches beneath shelf or flipper unit. Includes an LED light, motion sensor, power cord and installation hardware. The cord for the tasklight is 6 ft. long.

Has a pivot range of +/-15°.

For overheads 24"-36" use FLED.20. For overheads 42" or wider use FLED.38.

Finish: Silver

WIRE MANAGER




PART #	HEIGHT	WIDTH	DEPTH	WT. (LBS)	LIST
Q5F2WM.24	24"	0.5"	—	2	\$24

NOTES

This wire manager is used to manage electrical cords vertically. It fits between side by side panels or between a panel and a connector.

Finish: Black

MESH WIRE MANAGER



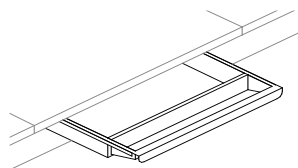
PART #	LENGTH	PRICE
Q5FFWM.18	18"	\$132

NOTES

Wire manager mounts to the bottom of a worksurface to manage cords

Finish: Black with red zipper

PENCIL DRAWER



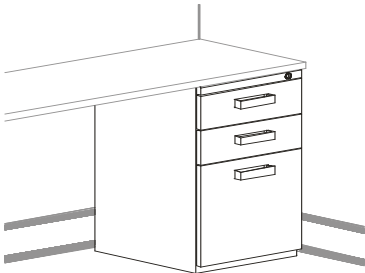
PART #	HEIGHT	WIDTH	DEPTH	WT. (LBS)	LIST
Q5FPD	1.875"	21.125"	16.25	5	\$208

NOTES

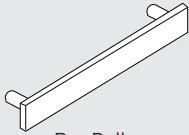

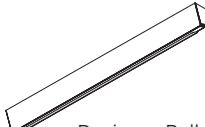
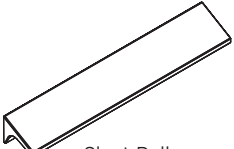
Stores small items. Attaches under worksurface.

Finish: MT Medium Tone or DT Dark Tone


Pedestals



DESCRIPTION	SPECIFICATION OPTIONS
Storage with square drawer front. Metal with paint finish.	product #: see charts below finish: DT Dark Tone pull: see page 11
NOTES	ORDER EXAMPLE
<ul style="list-style-type: none"> Order side-to-side file bars. Includes pencil tray in top drawer Specify pull when ordering Designer Pull has color options: specify color when ordering. See page 11 Bar Pull will be shipped in box on ALL orders, Premium Pulls will ship separately If a cushion is placed on a full height mobile pedestal, it will not fit under a worksurface. 	product #: Q5FPEDSQP.BBF-MET finish: DT Dark Tone pull: Bar


	DEFAULT PULL	PULLS REQUIRING UPCHARGE		
PEDESTAL PULL OPTIONS	 <p>Bar Pull</p>	 <p>Wedge Pull</p>	 <p>Designer Pull</p> <ul style="list-style-type: none"> Cloud White/Red Cloud White/Green Cloud White/Grey 	 <p>Slant Pull</p>

BOX/BOX FILE PEDESTAL

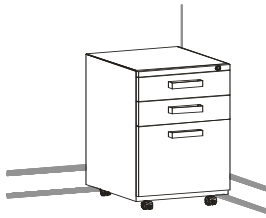


PART #	HEIGHT	WIDTH	DEPTH	WT. (LBS)	LIST	NOTES
Q5FPEDSQP.BBF-MET	27"	15"	20"	56	\$690	Supporting metal pedestal with lock, without top cap. Attaches to the underside of a worksurface.
WEDGE, DESIGNER OR SLANT PULL					+ \$75	Includes pencil tray in top drawer
						Specify pull when ordering
						Designer Pull has color options: specify color when ordering. (see page 11)

FILE/FILE PEDESTAL

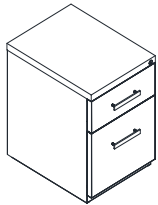


PART #	HEIGHT	WIDTH	DEPTH	WT. (LBS)	LIST	NOTES
Q5FPEDSQP.FF-MET	27"	15"	20"	53	\$690	Supporting metal pedestal with lock, without top cap. Attaches to the underside of a worksurface.
WEDGE, DESIGNER OR SLANT PULL					+ \$50	Includes pencil tray in top drawer
						Specify pull when ordering
						Designer Pull has color options: specify color when ordering. (see page 11)

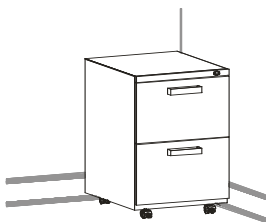
**BOX/BOX/FILE
MOBILE PEDESTAL**

PART #	HEIGHT	WIDTH	DEPTH	WT. (LBS)	LIST	NOTES
Q5FPEDSQP.BBF-MOB-MET	27.75"	15"	20"	85	\$898	Freestanding mobile pedestal with lock.
WEDGE, DESIGNER OR SLANT PULL					+ \$75	Specify pull when ordering Includes pencil tray in top drawer Designer Pull has color options: specify color when ordering. (see page 11)

If a cushion is placed on a full height mobile pedestal, it will not fit under a worksurface.

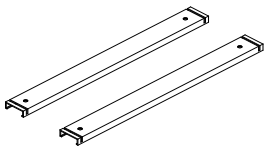
**BOX/FILE MOBILE
PEDESTAL**

PART #	HEIGHT	WIDTH	DEPTH	WT. (LBS)	LIST	NOTES
Q5FPEDSQP.BF-MOB-MET	22"	15"	20"	85	\$757	Freestanding mobile pedestal with lock.
WEDGE, DESIGNER OR SLANT PULL					+ \$50	Specify pull when ordering Includes pencil tray in top drawer Designer Pull has color options: specify color when ordering. (see page 11)

**FILE/FILE MOBILE
PEDESTAL**


PART #	HEIGHT	WIDTH	DEPTH	WT. (LBS)	LIST	NOTES
Q5FPEDSQP.FF-MOB-MET	27.75"	15"	20"	76	\$898	Freestanding mobile pedestal with lock.
WEDGE, DESIGNER OR SLANT PULL					+ \$50	Specify pull when ordering Includes pencil tray in top drawer Designer Pull has color options: specify color when ordering. (see page 11)

If a cushion is placed on a full height mobile pedestal, it will not fit under a worksurface.

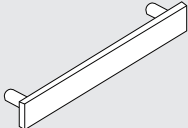

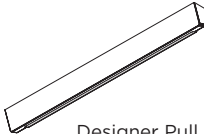
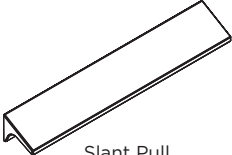
**SIDE TO SIDE
FILE BAR**

PART #	LIST	NOTES
Q5FSSB	\$23	For filing letter or legal size folders. Order 1 per file drawer. Black finish only.


Lateral Files



DESCRIPTION	SPECIFICATION OPTIONS
Storage with square drawer front. Metal with paint finish.	product #: see charts below finish: DT Dark Tone pull: see page 11
NOTES	ORDER EXAMPLE
<ul style="list-style-type: none">Order front-to-back file barsSpecify pull when orderingDesigner Pull has color options: specify color when ordering. See page 11Bar Pull will be shipped in box on ALL orders, Premium Pulls will ship separately	product #: Q5FLFSQP-2-30-MET finish: DT Dark Tone pull: Wedge, +75 (see upcharge below)

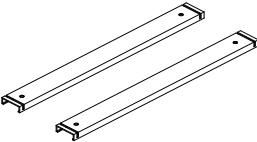
	DEFAULT PULL	PULLS REQUIRING UPCHARGE		
LATERAL PULL OPTIONS	 Bar Pull	 Wedge Pull	 Designer Pull • Cloud White/Red • Cloud White/Green • Cloud White/Grey	 Slant Pull

2 DRAWER LATERAL FILES



PART #	HEIGHT	WIDTH	DEPTH	WT. (LBS)	LIST	NOTES
Q5FLFSQP-2-30-MET	27.5"	30"	20	103	\$1,239	Supporting lateral file with lock and finished top cap.
Q5FLFSQP-2-36-MET	27.5"	36"	20	123	\$1,503	To convert to a freestanding lateral file, order counterweight.
WEDGE, DESIGNER OR SLANT PULL					+ \$50	Specify pull when ordering
						Designer Pull has color options: specify color when ordering. (see page 11)

FRONT TO BACK FILE BARS



PART #	HEIGHT	WIDTH	DEPTH	WT. (LBS)	LIST	NOTES
Q5FFB	0.375"	1.1875"	0.6875"	1	\$26	Order 1 package of 2 per drawer. Black finish only.

Lateral Files continued..

LATERAL FILE
COUNTERWEIGHT

PART #	HEIGHT	WIDTH	DEPTH	WT. (LBS)	LIST
Q5FLFCW-30	20 lbs counterweight			23	\$69
Q5FLFCW-36	40 lbs counterweight			46	\$104

NOTES

Attaches securely to the inside back of the lateral file.

For 30"W lateral file, use Q5FLFCW-30.

For 36"W lateral file, use Q5FLFCW-36.

For use with 2 drawer lateral files only.

EXTENDED GLIDES



PART #	HEIGHT	WIDTH	DEPTH	PRICE
Q5FLFEG4.2				\$53

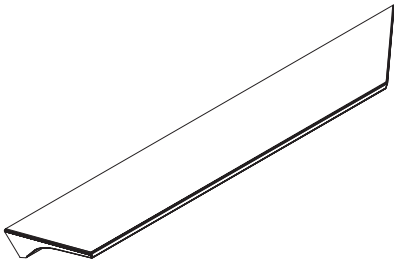
NOTES

Lateral file extended glide 2", pack of 4, for use with metal 2 drawer lateral files.

Order (1) pack per lateral file.

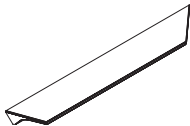
No finish selection

Pulls Lateral




DESCRIPTION	SPECIFICATION OPTIONS
3 different pull options to choose from	product #: see charts below pull: see charts below
NOTES	ORDER EXAMPLE
<ul style="list-style-type: none">Wedge Pull for LateralDesigner pull has color options: specify color when ordering. (See chart below)Slant Pull for Lateral	product #: WEDGE-PULL-244 pull: Wedge

WEDGE PULL
FOR LATERAL



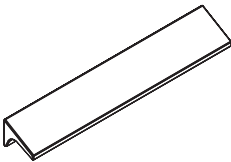
PART #	LIST	NOTES
WEDGE-PULL-244	\$25	Wedge Pull for Lateral

DESIGNER PULL
FOR LATERAL



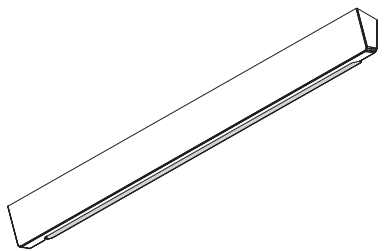
PART #	LIST	NOTES
DESIGNER-PULL-250-RED	\$25	Designer Pull is CW (Cloud White) with non-slip color trim on underside. Trim available in 3 colors: Red, Green, and Grey
DESIGNER-PULL-250-GREEN	\$25	
DESIGNER-PULL-250-GREY	\$25	

SLANT PULL
FOR LATERAL



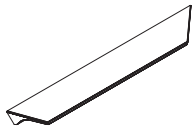
PART #	LIST	NOTES
SLANT-PULL-244	\$25	Slant Pull for Lateral

Pulls Pedestal




DESCRIPTION	SPECIFICATION OPTIONS
3 different pull options to choose from	product #: see charts below pull: see charts below
NOTES	ORDER EXAMPLE
<ul style="list-style-type: none">Wedge Pull for PedestalDesigner pull has color options: specify color when ordering. (See chart below)Slant Pull for the Pedestal	product #: DESIGNER-PULL-250-RED pull: Designer Pull, RED

WEDGE PULL
FOR PEDESTAL



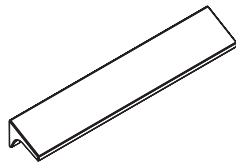
PART #	LIST	NOTES
WEDGE-PULL-167	\$25	Wedge Pull for Pedestal

DESIGNER PULL
FOR PEDESTAL



PART #	LIST	NOTES
DESIGNER-PULL-250-RED	\$25	Designer Pull is CW (Cloud White) with non-slip color trim on underside. Trim available in 3 colors: Red, Green, and Grey
DESIGNER-PULL-250-GREEN	\$25	
DESIGNER-PULL-250-GREY	\$25	

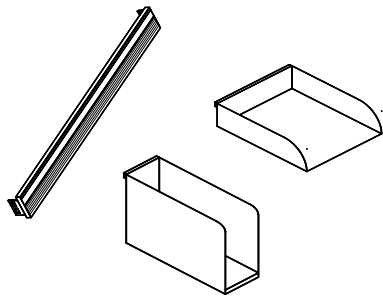
SLANT PULL
FOR PEDESTAL



PART #	LIST	NOTES
SLANT-PULL-167	\$25	Slant Pull for Pedestal

QUICKSHIP

Accessories



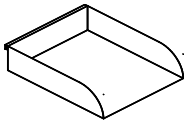
DESCRIPTION	SPECIFICATION OPTIONS
Workstation accessories.	product #: see charts below finish: DT Dark Tone
NOTES	ORDER EXAMPLE
	product #: Q5FTB.24 finish: DT Dark Tone

TOOL BARS



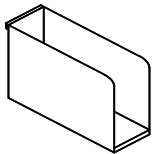
PART #	HEIGHT	WIDTH	DEPTH	WT. (LBS)	LIST	NOTES
Q5FTB.24	3.5"	24"	0.75"	2	\$81	Attaches to a panel of same width. Mounting hardware included. Metal with paint finish.
Q5FTB.30	3.5"	30"	0.75"	2	\$99	
Q5FTB.36	3.5"	36"	0.75"	3	\$116	
Q5FTB.42	3.5"	42"	0.75"	3	\$134	
Q5FTB.48	3.5"	48"	0.75"	4	\$149	

FLAT PAPER TRAY



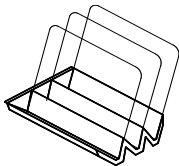
PART #	HEIGHT	WIDTH	DEPTH	WT. (LBS)	LIST
Q5FFPT	3"	10"	12"	2	\$44

VERTICAL SINGLE TRAY



PART #	HEIGHT	WIDTH	DEPTH	WT. (LBS)	LIST
Q5FVST	8"	4"	12"	2	\$42

VERTICAL TRIPLE TRAY



PART #	HEIGHT	WIDTH	DEPTH	WT. (LBS)	LIST
Q5FVTT	11"	12"	12"	4	\$82

CARPET GRIPPER



PART #	HEIGHT	WIDTH	DEPTH	WT. (LBS)	LIST	NOTES
Q5FTCG	—	2.125"	—	0.25	\$6	Plastic gripper fits onto the adjustable glides of panel. Do not use on hardsurface flooring. Black finish only.

Keyed Alike

DESCRIPTION

All Friant pedestals, lateral files and overhead cabinets can be keyed-alike.

SPECIFICATION OPTIONS

product #: see charts below

NOTES

- Keyed-Alike Lock Cores are sold in sets of 4 or 6.
- Each set of keyed alike cores includes the cores, each core has two keys and all cores are the same lock number.
- Lock core removal/change keys will need to be ordered separately.
- Specific lock numbers are unavailable

ORDER EXAMPLE

product #: METAL1-FMK

KEYED-ALIKE LOCKS

PART#	DESCRIPTION	PRICE
METAL1-KEY-ALIKE-4	Lock Core Keyed-Alike (set of 4) - Type 1 Metal Storage	\$146
METAL1-KEY-ALIKE-6	Lock Core Keyed-Alike (set of 6) - Type 1 Metal Storage	\$220
METAL1-FCK	Lock Core Change Key - Type 1 Metal Storage	\$22
METAL1-FMK	Lock Core Master Key - Type 1 Metal Storage	\$22
METAL1-KEYBLANK	Key Blank - Type 1 Metal Storage	\$3