

NOVO

5-DAY QUICKSHIP PROGRAM

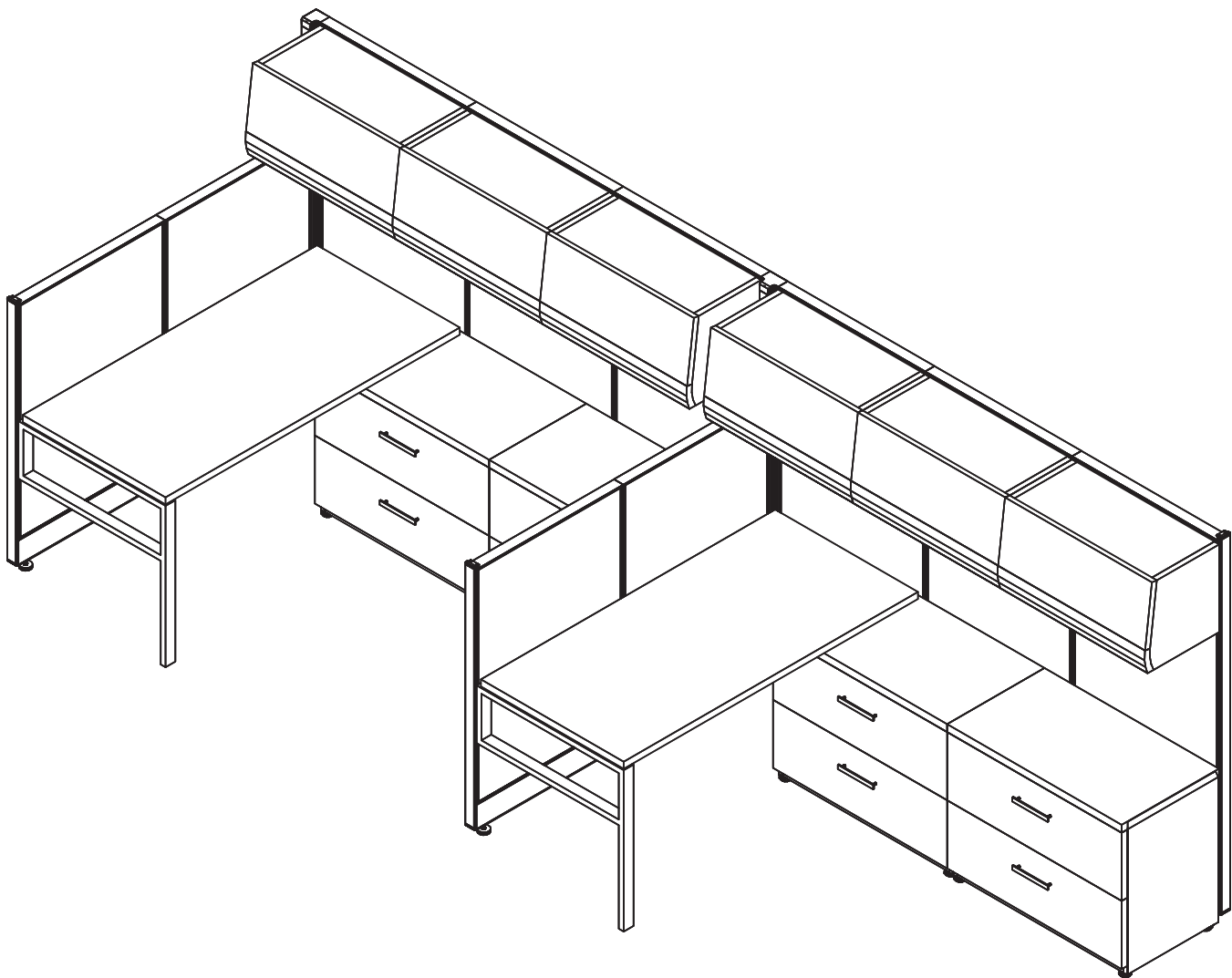


TABLE OF CONTENTS

INTRODUCTION

Terms and Conditions	4
Quickship Fabrics and Finishes	7
Pattern Direction	8
Pull Options, 5-Day Quickship Storage	9
Data Port Plate	10
Panel Options & Knockout Location	11
Maximum Panel Run	12
Festoons	14
Transaction Support	16

MONOLITHIC PANELS

Fabric-Covered Panel	
Non-Electrical	17
Electrical	19
Partial-Glazed Panel	
Non-Electrical	21
Electrical	22

PANEL HARDWARE

Draw Rods	23
Connectors	
2 Way post	25
3 Way post	26
4 Way post	27
Finished End	28
Finished End, Change of Height	29
Wall Connectors	30

ELECTRICAL DISTRIBUTION

Power Entry	
Base Power Entry	31
Ceiling & Data Power Entry	32
Receptacles	32
Data Port Plates	32
Pass Thru Festoon	33
Power Panel Conversion Kit	33

WORKSURFACES

Rectangular	34
90 ° Curved Corner	35
Transaction	
Rectangular	36

MY-HITE WORKSURFACES

Rectangular	37
Corner	38

WORKSURFACE SUPPORTS

Square Post Leg	39
Square Metal P-Leg	40
Square Corner, Triangle shape Leg	41
Brackets	
Corner Bracket	42
Flat Bracket	43
Mending Plates	44
Anti-Sag Bars	45

COMPONENTS

Components	46
Tackboards	47
Overheads and Shelves	48

STORAGE

Pedestals	50
Lateral Files	54
Front to Back File Bars	55
Lateral File Counterweight	55
Extended Glide	55

ACCESSORIES

Accessories	56
Keyed Alike	58

Terms and Conditions

QUICKSHIP PROGRAM

Designed for complete workstation orders and parts may not be ordered separately. Orders with the Quickship program are limited to under 50 workstations. For larger orders, please contact your customer service representative for availability. 5 Day Quickship orders must be on separate P.O.s and cannot be combined with standard lead time orders.

PRICES

All prices are delivered to the Continental US. We reserve the right to make changes without prior notice.

ORDERING

Purchase Orders should be sent to Friant & Associates, LLC at orders@friant.com, or faxed to (510) 535-6895. If your specifications were created with CAP, GIZA, or Project Matrix please send the worksheet (SP4) with your Purchase Order. PO's must be marked with 5 DAY PROGRAM.

MAXIMUM ORDER

All of our 5 day Quickship programs will be offered with a maximum order size of \$20,000 net. We encourage our customers to check stock on orders over \$20,000 as we may be able to accommodate larger opportunities which require 5 day lead time.

TERMS

Customer's established payment terms apply, with the exception of applicable deposit due at order entry, rather than order shipment.

ORDERS

Orders are only accepted by issuance of our formal acknowledgment, and are subject to the terms set forth herein and on our order acknowledgment. It is the responsibility of the buyer to review our acknowledgment for accuracy.

LEAD TIME

Lead time is 5 business days after receipt of clean order and deposit (if applicable)

SHIPPING

Friant generally palletizes, boxes and/or shrink-wraps its products. If buyer requests additional packaging or special shipping, then it is responsible for any extra costs that result. Buyer obtains title to products and assumes the risk of loss for them upon shipment from Friant's plant.

CLAIMS

We are not responsible for damage suffered in transit. Merchandise should be inspected for possible freight damage upon delivery. The consignee should file for damage or shortages with the carrier within 5 days of delivery. You are also protected for "concealed damage" if you file claim with the carrier within 5 days of delivery. Buyer must make all claims against Friant for defects, errors or shortages in writing within 10 days after delivery. Failure to make such a claim shall constitute full acceptance.

RETURNS

No merchandise may be returned without our written consent and shipping instructions. Unauthorized returns will not be accepted and will be returned freight collect.

PARTIAL SHIPMENTS

We will make every attempt to ship orders complete and on schedule. However, we reserve the right to make partial shipments, as merchandise is ready. Invoices covering these shipments are to be paid as they become due.

ORDER CHANGE — CANCELLATIONS

Our order acknowledgement is final and binding. No changes are allowed after order receipt.

SHIPMENT AND PREPAID FREIGHT

Unless otherwise instructed, we reserve the option to ship by what is, in our opinion, the best possible way. Upon request, we will prepay and add freight for accounts with established credit.

DELIVERY

We are not liable for delay or failure of delivery due to strikes and/or differences with workmen, war, riot, fire, compliance with government regulations, acts of nature, failure or delays of sources of supply, or any other causes beyond our control.

STORAGE

Orders will ship or be will called on acknowledged date. If buyer cannot accept delivery when merchandise is ready, we reserve the right to transfer goods to storage. Costs of transfer and storage will be charged to the buyer's account.

Terms and Conditions continued..

CONSTRUCTION — SPECIFICATIONS

All items are produced to price list specifications unless otherwise advised. All dimensions shown are approximate. Manufacturer reserves the right to make modifications and/or improvements without prior notice.

FABRIC APPLICATION

Standard fabric application for panels 67" and below is Non-Directional application. Panels taller than 67" are only available in Directional application. When ordering panels 67" and below to match a panel taller than 67", specify matching direction. See individual pricebook specifications for details.

Friant & Associates is not responsible for charges associated with replacement of products due to incorrect specifications.

RIGHTS AND WARRANTIES — LIMITED LIFETIME WARRANTY

This warranty is given to the initial purchaser and is valid from the date of purchase, for as long as the initial purchaser owns the product. This warranty covers defects in material and craftsmanship found during normal usage of the product during the warranty period. Normal usage is defined by 8 hour shifts in the product's intended application and in an indoor environment that conforms to the ANSI/ASHRAE Standard 55: Thermal Environmental Conditions for Human Occupancy (relating to air temperature, mean radiant temperature, air velocity, clothing insulation, metabolic rate, and humidity). Friant's warranty does not cover usage other than normal usage as defined in the previous sentence. If the product is defective, and if written notice of the defect is given to Friant & Associates within the applicable warranty period, Friant & Associates, at its option, will either repair or replace the defective product with a comparable component or product. This warranty applies to all products except as noted below.

High wear parts, such as wood veneer, fabrics, laminates and other covering material/finishes, foam, glides, etc. are warranted for one (1) year. This warranty does not apply to damage caused by a carrier, alteration to the product not expressly authorized by Friant & Associates, nor to product considered to be of a consumable nature such as bulbs, light ballasts, etc. It also does not apply to "Customer's Own Material" (i.e. material specified by the customer that is not a standard Friant & Associates offering) used in the manufacture of Friant & Associates products.

Our warranty for LED lights is 2 years.

Friant & Associates does not warrant the matching of colors, grain or texture, except to within commercially acceptable standards. This includes normal variations between dye lots (fabrics).

A product will not be considered defective, and Friant & Associates will not be obligated to replace it, if it is not installed in a proper manner (i.e. product not leveled, not secured properly, etc.) or if it is not used in a manner and/or in an environment that constitutes normal usage, as defined above.

Except as noted above, Friant & Associates makes no express or implied warranties to any product, and in particular makes no warranty of fitness for any particular use. At Friant & Associates' option, product repair and replacement is the customer's exclusive remedy for any and all product defects.

Friant & Associates shall not be liable for consequential, economic, or incidental damages arising from any product defect.

Terms and Conditions continued..

CALIFORNIA PROP 65 WARNING

Products in this catalog can expose you to chemicals including wood dust, which is known to the State of California to cause cancer or birth defects or other reproductive harm. For more information go to <https://www.p65warnings.ca.gov/products/furniture-products>."

CARB

Friant products are CARB 93120 compliant for formaldehyde (phase 2)

TSCA TITLE VI

Friant products are TSCA Title VI Compliant

MAS

Accredited Compliance Designation - ANSI/BIFMA x71 & e3-2014 7.6.1, 7.6.2, 7.6.3

California Dept. Of Public Health Standard Method v1.2

Conforms With: LEED v4

Criteria of MAS Certified Green ® Program

5 Day Quickship Fabrics and Finishes

WORKSURFACE FINISHES

M1	Light Maple
M9	Cloud White
M16	Tundra
M28	Arctic

Note: All 5-Day worksurfaces are edge to match

FABRIC FINISHES

SLIDE
PF101-3 Pewter
PF101-7 Java
PF101-9 Sterling
PF101-10 Crema

NOTES:

- Please refer to the Fabric Direction Section in the Materials Reference Guide on the Dealer Resource Center for more details.
<http://dealers.friant.com/dealers/product-literature/>
- Colors may vary slightly between dye lots.

PAINT FINISH

DT Dark Tone

CW Cloud White

GROMMET FINISH

Grommet Color matches cantilever finish selected

PAINT FINISH	GROMMET
DT Dark Tone	Black
CW Cloud White	White

Note: grommets included on corner tops only, see item descriptions

Order samples at www.friant.com

Please Note: Images are printed simulations and are not exact matches of finished product. Please request an actual sample from Friant or your sales consultant before specifying finishes.

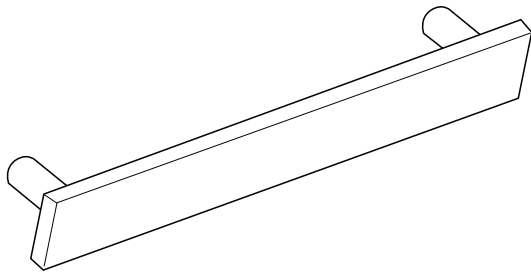
Pattern Direction

- Fabric direction is not always determined by the way the pattern is shown on memo sample.
- Certain product construction and sizes require fabric to be applied only Directionally or Non-Directionally.
- Some products have fabric applied either Directionally or Non-Directionally. (Upcharges may apply on some products, see price books for details).
- Please refer to our **Materials Reference Guide** on the Dealer Resource Center for specific pattern application defaults on all of our products: <http://dealers.friant.com/dealers/product-literature/>
- Our Customer Service Team is happy to answer any questions regarding fabric direction.

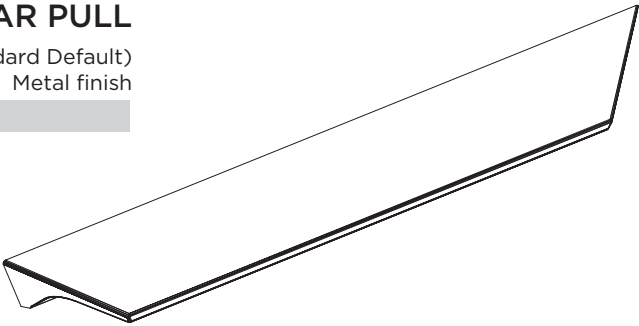
Non - Directional Application Shown	Directional Application Shown

Pull Options, 5-Day Quickship Storage

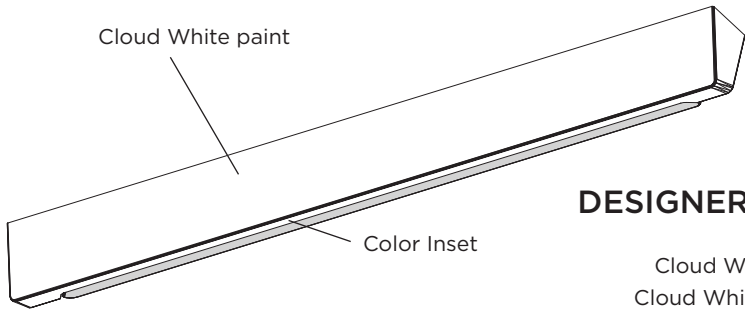
You have multiple pull options. Please specify type when ordering. If you have any questions, please contact Friant Customer Service or your local sales rep.



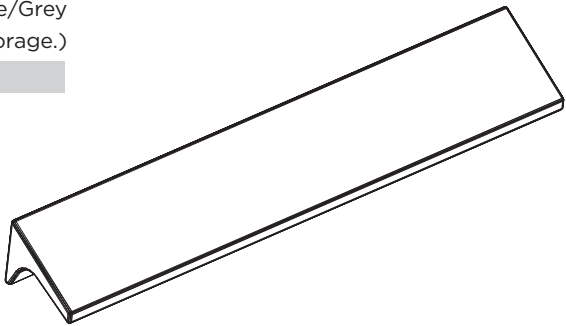
BAR PULL
(Standard Default)
Metal finish



WEDGE PULL
Brushed metal finish
(Upcharge applies to metal storage.)

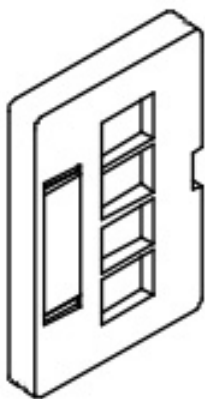
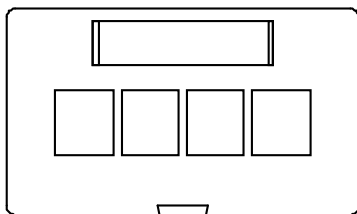


DESIGNER PULL
Cloud White/Red,
Cloud White/Green,
Cloud White/Grey
(Upcharge applies to metal storage.)



SLANT PULL
Brushed metal
(Upcharge applies to metal storage.)

Data Port Plate



Product Description

PART #: Q5FHDPP

This Data Port Faceplate is field configurable, flush-mounted onto the Panel Base Kickplate, and provides 1 to 4 flush-mount ports for a variety of snap-in connectors and adaptors.

Product Notes

- Installation and changes can be made without removing the Panel Base Kickplate
- Plates can be installed and removed without any tools
- Window ID provided with each Data Port Plate
- Release latch provides easy access to connections without any tools
- Blank inserts included with each Data Port Plate

Dimensions


HEIGHT: 2¹/₈"

WIDTH: 3⁵/₈"

DEPTH: 0.75" (from face of Panel Base Kickplate)

MATERIAL: High impact plastic

Panel Options



Knockout Location

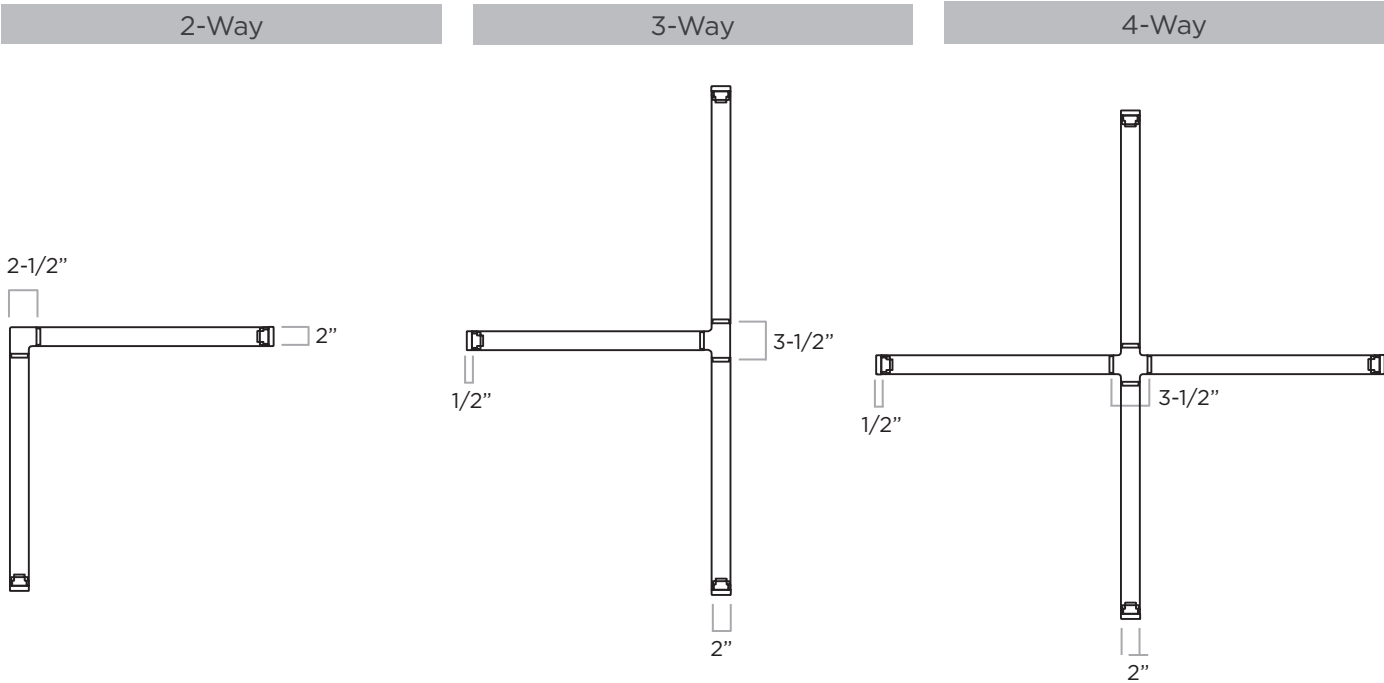
- On Powered Panels, knockouts are located 10.5" in from the edge of the panels.
- Knockouts are 3" by 1⁷/₈".
- Accepts receptacles, data port plates or base infeeds.
- 24" panels will have one knockout per side.
- 30" and wider will have two knockouts per side.



MONOLITHIC
Fabric Covered or
Partial Glazed

All panels are available electrical or non-electrical.

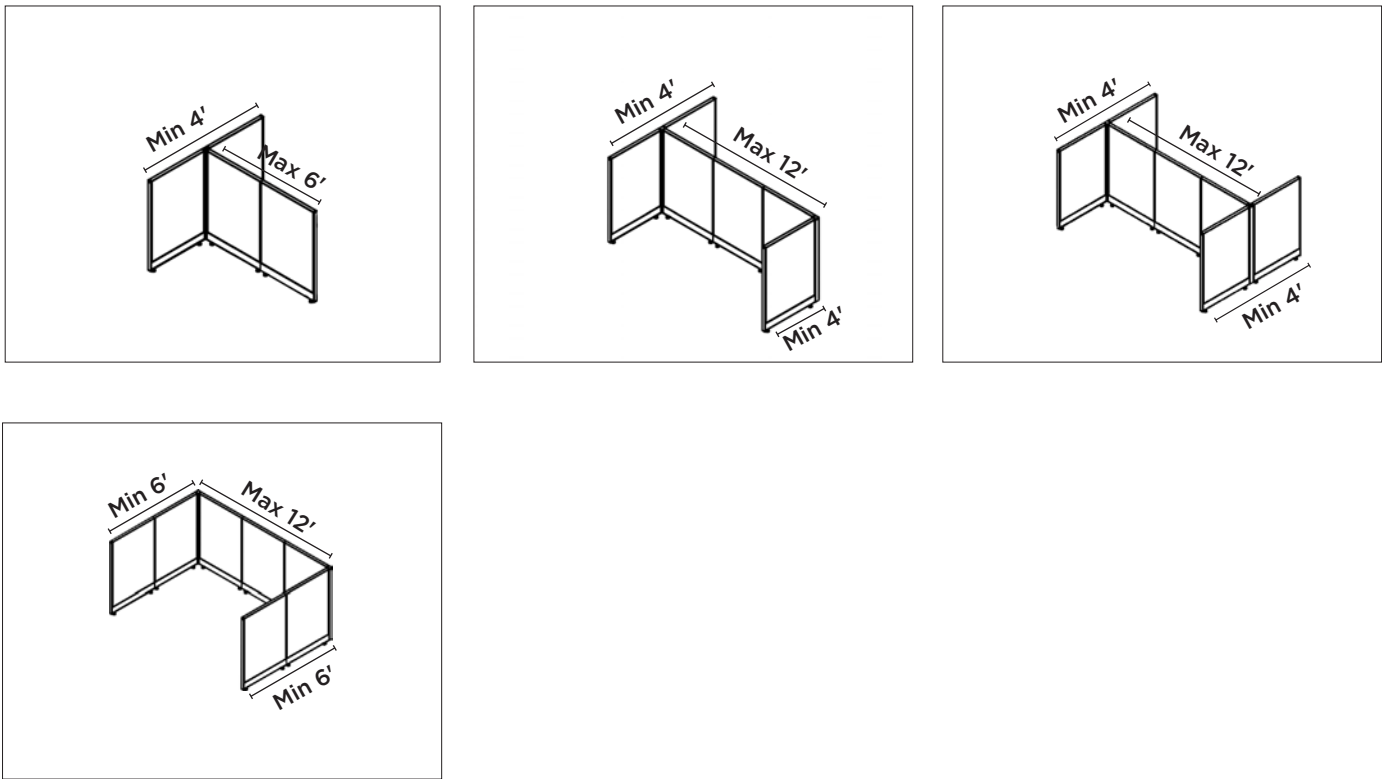
Panel Creep



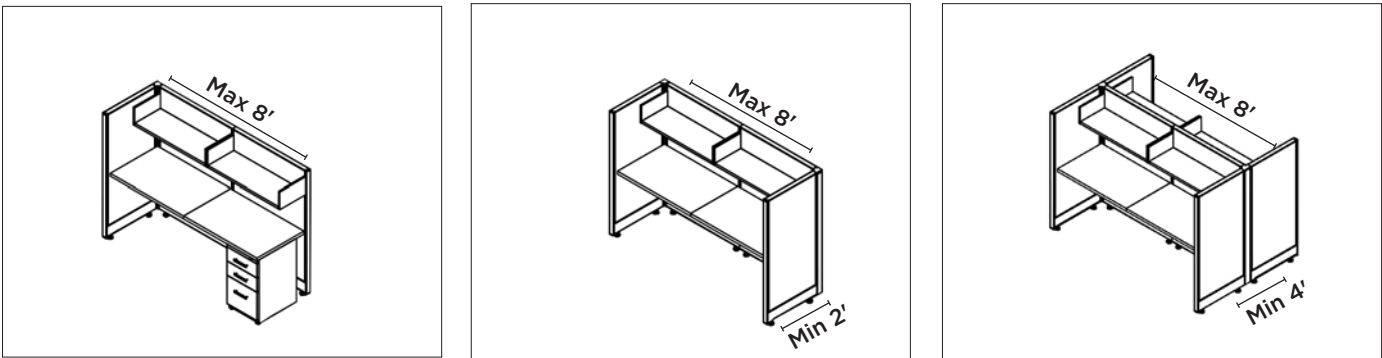
Maximum Panel Run - Recommended Guidelines

Panel runs need wall starts or wing panels for stability. Exceeding the recommended guidelines shown below may result in unstable panel configurations. Panels that are not properly supported will **yield** when pressure is applied.

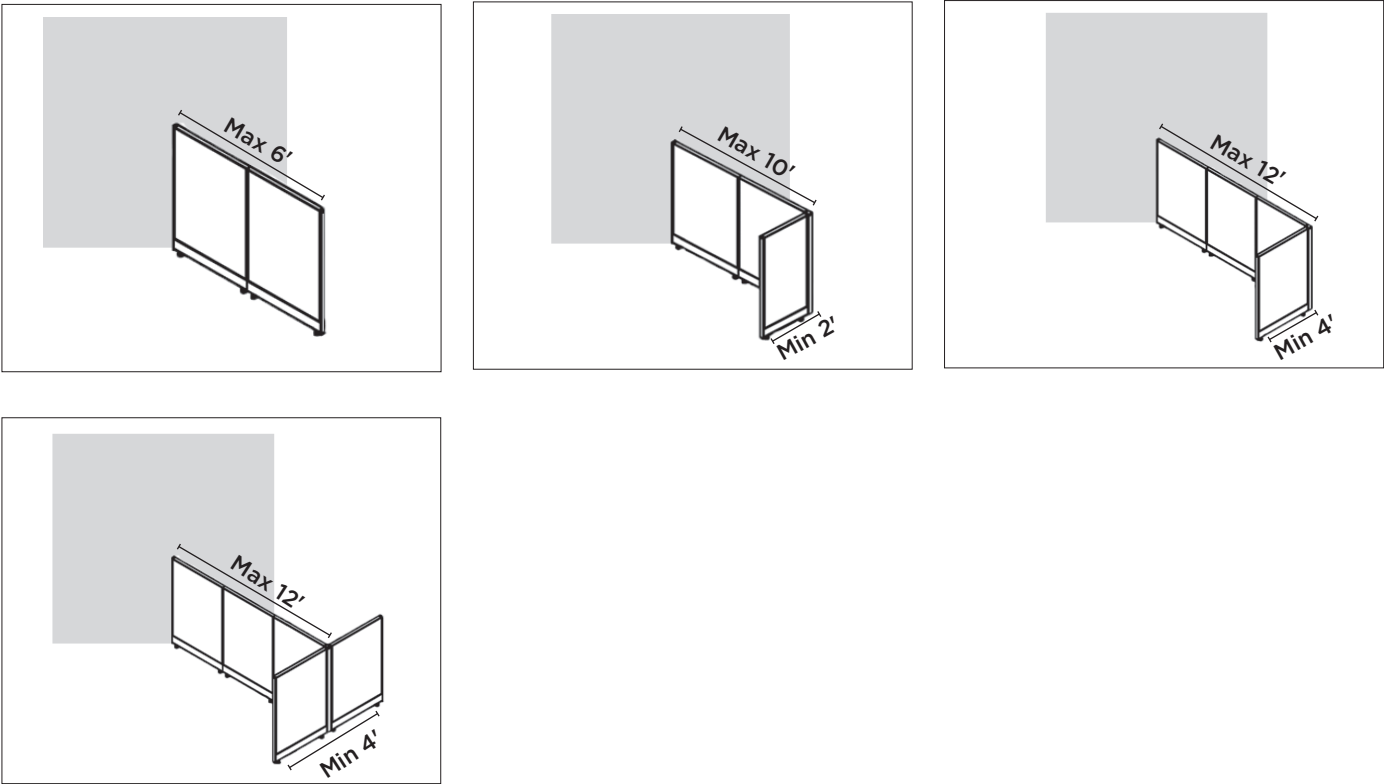
Freestanding



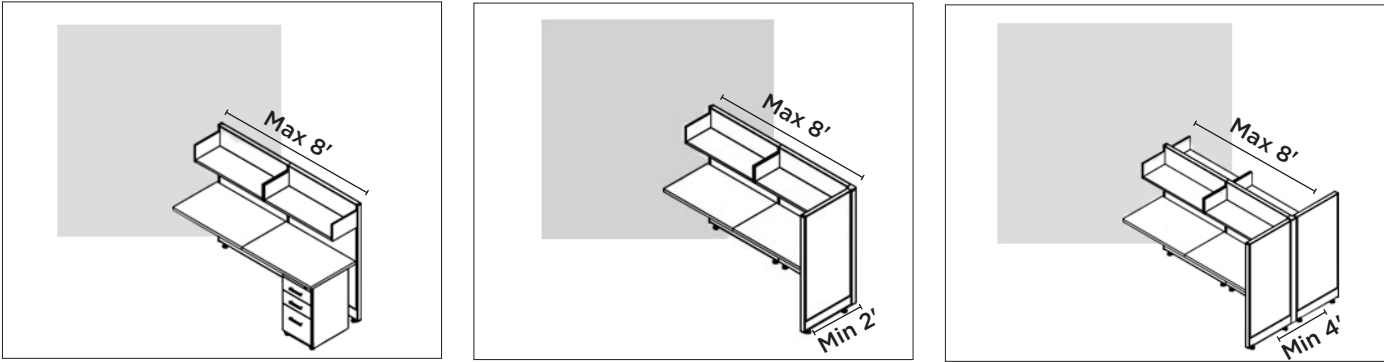
Freestanding with Components



Wall Start



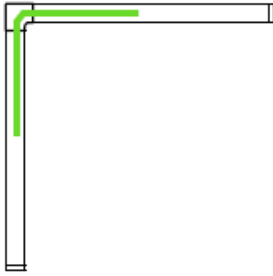
Wall Start with Components



Festoons

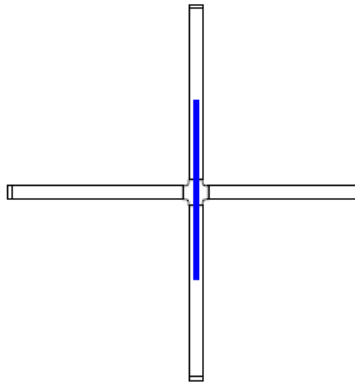
Festoons connect powered panels in a straight line or through connectors. All Novo powered panels will come with a panel to panel festoon, which extends power in a straight line from panel to panel. Because these are included, there is no need to order them separately.

Festoons will only need to be ordered separately when bringing power across a connector. Novo uses two different festoon sizes to achieve different connections. Please see below for details and specify festoons on page 33



90° Angle Festoon

- Part number Q5FHCPK.90 on page 33
- Extends power at a 90 degree angle through a 2-way, 3-way, or 4-way connector

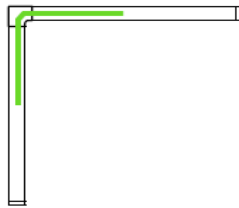


Panel Through Post Festoon

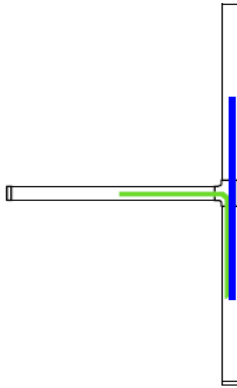
- Part number Q5FHCPK.1 on page 33
- Extends power in a straight line through 90 ° 3-way or 4-way connector.

Festoons

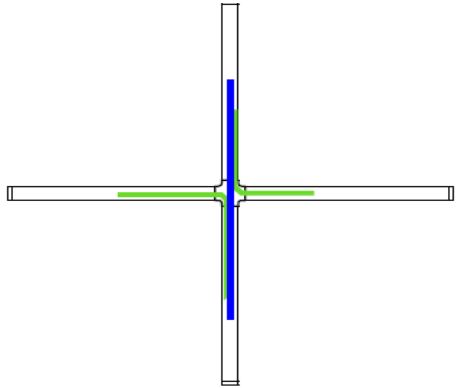
All Panels Powered



(1) Q5FHCPK.90

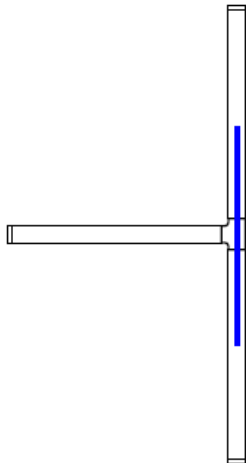


(1) Q5FHCPK.90
(1) Q5FHCPK.1

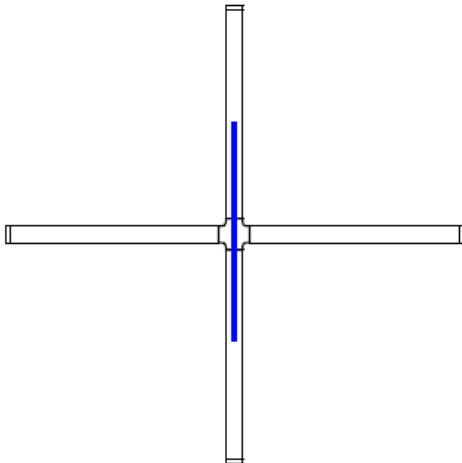


(2) Q5FHCPK.90
(1) Q5FHCPK.1

Spine Power Only



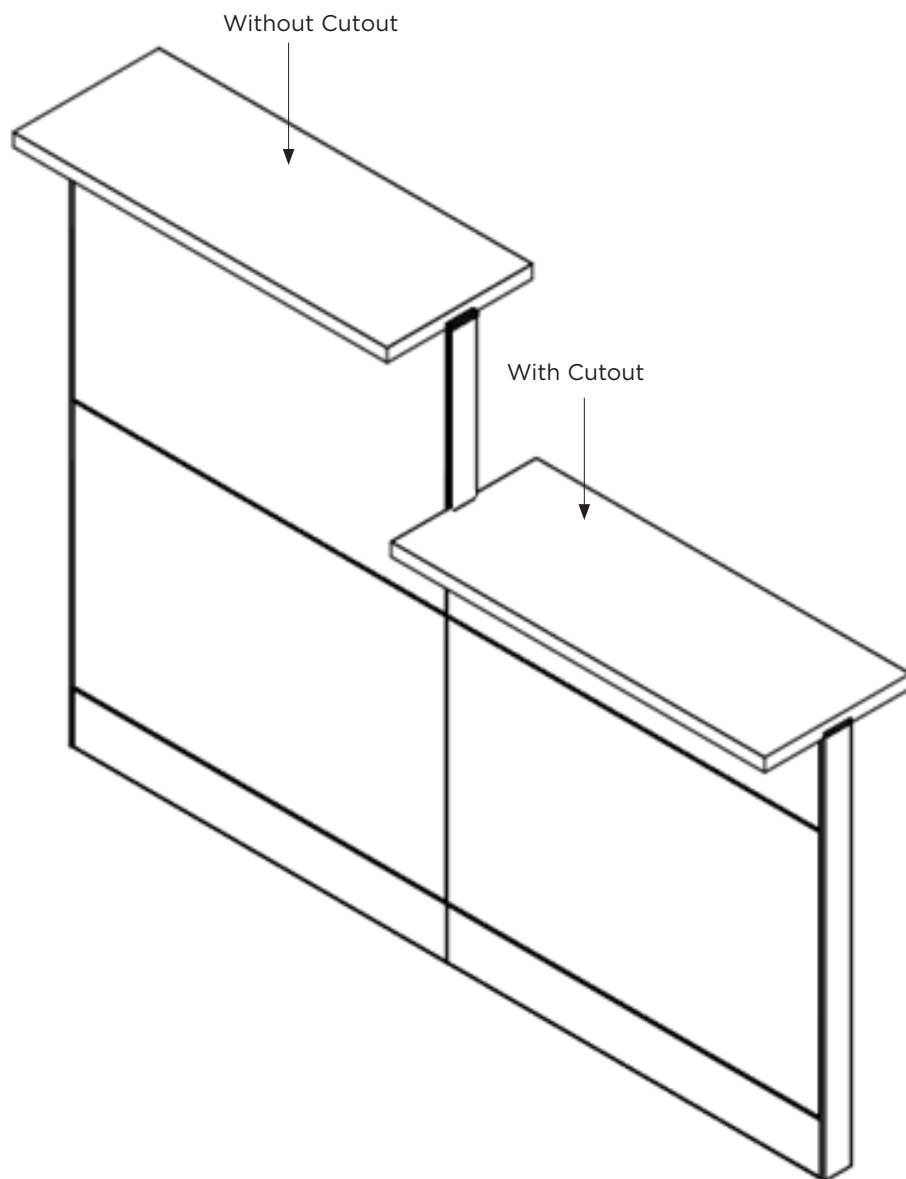
(1) Q5FHCPK.1



(1) Q5FHCPK.1

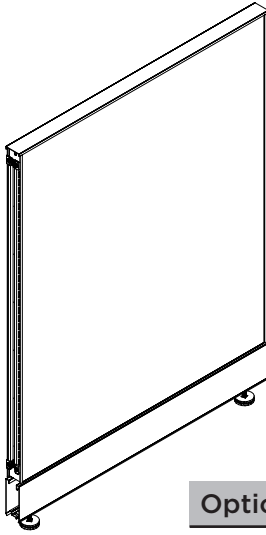
Transaction Support

- Transaction tops with cutouts are used at the lower height at a change of height. The cutout accommodates the change of height trim. Specify transaction tops on page 36.
- The taller top does not need a cutout
- Novo Transaction supports do not need to be specified separately. Attachment hardware is included
- Transaction tops with cutout are available on 10-Day and Standard lead time



Fabric-Covered Panel

Non-Electrical



DESCRIPTION

Structural panel with fabric surfaces, painted top caps and trim, leveling glides, and cable management side covers.

SPECIFICATION OPTIONS

product #: See charts below
finish: See page 7
fabric (side 1): See page 7
fabric (side 2): See page 7

ORDER EXAMPLE

product #: Q5FHFAPA.3924N
finish: DT
fabric (side 1): Slide Sterling PF101-9
fabric (side 2): Slide Sterling PF101-9

Options/Notes

- Order connectors and finished ends separately
- Standard fabric application for panels is Non-Directional. Specify Group 5 for Directional application.

39" HIGH

PART #	HEIGHT	WIDTH	DEPTH	PRICE	GROUP 5 UPCHARGE
Q5FHFAPA.3924N	39"	24"	2"	\$435	\$44
Q5FHFAPA.3930N	39"	30"	2"	\$473	\$48
Q5FHFAPA.3936N	39"	36"	2"	\$530	\$52
Q5FHFAPA.3942N	39"	42"	2"	\$557	\$56
Q5FHFAPA.3948N	39"	48"	2"	\$582	\$58

47" HIGH

PART #	HEIGHT	WIDTH	DEPTH	PRICE	GROUP 5 UPCHARGE
Q5FHFAPA.4724N	47"	24"	2"	\$458	\$46
Q5FHFAPA.4730N	47"	30"	2"	\$508	\$50
Q5FHFAPA.4736N	47"	36"	2"	\$577	\$58
Q5FHFAPA.4742N	47"	42"	2"	\$635	\$64
Q5FHFAPA.4748N	47"	48"	2"	\$654	\$66

53" HIGH

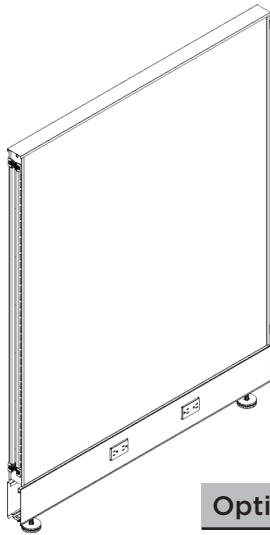
PART #	HEIGHT	WIDTH	DEPTH	PRICE	GROUP 5 UPCHARGE
Q5FHFAPA.5324N	53"	24"	2"	\$467	\$46
Q5FHFAPA.5330N	53"	30"	2"	\$526	\$52
Q5FHFAPA.5336N	53"	36"	2"	\$610	\$62
Q5FHFAPA.5342N	53"	42"	2"	\$656	\$66
Q5FHFAPA.5348N	53"	48"	2"	\$697	\$70

67" HIGH

PART #	HEIGHT	WIDTH	DEPTH	PRICE	GROUP 5 UPCHARGE
Q5FHFAPA.6724N	67"	24"	2"	\$538	\$54
Q5FHFAPA.6730N	67"	30"	2"	\$600	\$62
Q5FHFAPA.6736N	67"	36"	2"	\$688	\$70
Q5FHFAPA.6742N	67"	42"	2"	\$733	\$74
Q5FHFAPA.6748N	67"	48"	2"	\$778	\$78

Fabric-Covered Panel

Electrical



DESCRIPTION

Structural panel with fabric surfaces, painted top caps and trim, leveling glides, 4-circuit power installed in cable management raceway covers.

SPECIFICATION OPTIONS

product #: See charts below
finish: See page 7
fabric (side 1): See page 7
fabric (side 2): See page 7

ORDER EXAMPLE

product #: Q5FHFAPA.3924E
finish: DT
fabric (side 1): Slide Sterling PF101-9
fabric (side 2): Slide Sterling PF101-9

Options/Notes

- 24" wide panels have one receptacle per side
- 30" to 48" wide panels have two receptacle locations per side
- Order receptacles separately
- Includes panel to panel festoon
- Order panel through post festoon separately
- Order connectors and finished ends separately
- Standard fabric application for panels is Non-Directional. Specify Group 5 for Directional application.

39" HIGH

PART #	HEIGHT	WIDTH	DEPTH	PRICE	GROUP 5 UPCHARGE
Q5FHFAPA.3924E	39"	24"	2"	\$596	\$62
Q5FHFAPA.3930E	39"	30"	2"	\$633	\$64
Q5FHFAPA.3936E	39"	36"	2"	\$690	\$70
Q5FHFAPA.3942E	39"	42"	2"	\$718	\$72
Q5FHFAPA.3948E	39"	48"	2"	\$743	\$76

47" HIGH

PART #	HEIGHT	WIDTH	DEPTH	PRICE	GROUP 5 UPCHARGE
Q5FHFAPA.4724E	47"	24"	2"	\$620	\$64
Q5FHFAPA.4730E	47"	30"	2"	\$669	\$68
Q5FHFAPA.4736E	47"	36"	2"	\$737	\$74
Q5FHFAPA.4742E	47"	42"	2"	\$797	\$80
Q5FHFAPA.4748E	47"	48"	2"	\$815	\$82

53" HIGH

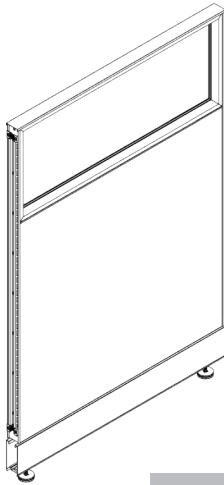
PART #	HEIGHT	WIDTH	DEPTH	PRICE	GROUP 5 UPCHARGE
Q5FHFAPA.5324E	53"	24"	2"	\$628	\$64
Q5FHFAPA.5330E	53"	30"	2"	\$687	\$70
Q5FHFAPA.5336E	53"	36"	2"	\$771	\$78
Q5FHFAPA.5342E	53"	42"	2"	\$817	\$82
Q5FHFAPA.5348E	53"	48"	2"	\$859	\$86

67" HIGH

PART #	HEIGHT	WIDTH	DEPTH	PRICE	GROUP 5 UPCHARGE
Q5FHFAPA.6724E	67"	24"	2"	\$699	\$70
Q5FHFAPA.6730E	67"	30"	2"	\$761	\$76
Q5FHFAPA.6736E	67"	36"	2"	\$850	\$86
Q5FHFAPA.6742E	67"	42"	2"	\$894	\$90
Q5FHFAPA.6748E	67"	48"	2"	\$939	\$94

Partial Glazed Fabric Covered Panel

Non-Electrical



DESCRIPTION

Structural panel with fabric covered lower surfaces and 14" high tempered glass top section, painted top cap and cable management side covers.

SPECIFICATION OPTIONS

product #: See charts below
finish: See page 7
panel glazing: TR Clear
fabric (side 1): See page 7
fabric (side 2): See page 7

ORDER EXAMPLE

product #: Q5FHPGPA.5324N
finish: DT
panel glazing: TR Clear
fabric (side 1): Slide Sterling PF101-9
fabric (side 2): Slide Sterling PF101-9

Options/Notes

- Order connectors and finished ends separately.
- Cannot be used as dry erase surface.
- Standard fabric application for panels is Non-Directional. Specify Group 5 for Directional application.

53" HIGH

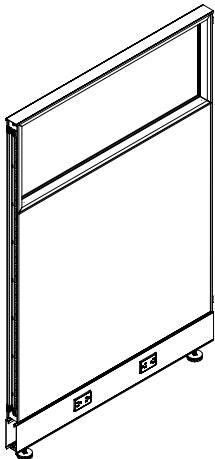
PART #	HEIGHT	WIDTH	DEPTH	PRICE	GROUP 5 UPCHARGE
Q5FHPGPA.5324N	53"	24"	2"	\$697	\$70
Q5FHPGPA.5330N	53"	30"	2"	\$756	\$76
Q5FHPGPA.5336N	53"	36"	2"	\$906	\$90
Q5FHPGPA.5342N	53"	42"	2"	\$951	\$94
Q5FHPGPA.5348N	53"	48"	2"	\$1,039	\$106

67" HIGH

PART #	HEIGHT	WIDTH	DEPTH	PRICE	GROUP 5 UPCHARGE
Q5FHPGPA.6724N	67"	24"	2"	\$766	\$78
Q5FHPGPA.6730N	67"	30"	2"	\$828	\$84
Q5FHPGPA.6736N	67"	36"	2"	\$984	\$98
Q5FHPGPA.6742N	67"	42"	2"	\$1,027	\$104
Q5FHPGPA.6748N	67"	48"	2"	\$1,120	\$112

Partial Glazed Fabric Covered Panel

Electrical



DESCRIPTION

Structural panel with fabric covered lower surfaces and 14" high tempered glass top section, painted top cap and leveling glides, 4-circuit power installed in cable management raceway covers.

SPECIFICATION OPTIONS

product #: See charts below
finish: See page 7
panel glazing: TR Clear
fabric (side 1): See page 7
fabric (side 2): See page 7

ORDER EXAMPLE

product #: Q5FHGP.5324E
finish: DT
panel glazing: TR Clear
fabric (side 1): Slide Sterling PF101-9
fabric (side 2): Slide Sterling PF101-9

Options/Notes

- 24" wide panels have one receptacle per side.
- 30" to 48" wide panels have two receptacle locations per side.
- Includes panel to panel festoon.
- Order connectors and finished ends separately.
- Order panel through post festoon separately.
- Cannot be used as dry erase surface
- Standard fabric application for panels is Non-Directional. Specify Group 5 for Directional application

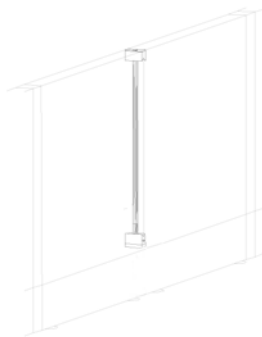
53" HIGH

PART #	HEIGHT	WIDTH	DEPTH	PRICE	GROUP 5 UPCHARGE
Q5FHGP.5324E	53"	24"	2"	\$859	\$86
Q5FHGP.5330E	53"	30"	2"	\$917	\$92
Q5FHGP.5336E	53"	36"	2"	\$1,066	\$108
Q5FHGP.5342E	53"	42"	2"	\$1,112	\$112
Q5FHGP.5348E	53"	48"	2"	\$1,199	\$120

67" HIGH

PART #	HEIGHT	WIDTH	DEPTH	PRICE	GROUP 5 UPCHARGE
Q5FHGP.6724E	67"	24"	2"	\$929	\$92
Q5FHGP.6730E	67"	30"	2"	\$991	\$98
Q5FHGP.6736E	67"	36"	2"	\$1,145	\$116
Q5FHGP.6742E	67"	42"	2"	\$1,188	\$120
Q5FHGP.6748E	67"	48"	2"	\$1,281	\$128

Draw Rod



DESCRIPTION
Panel hardware to connect two panels in a straight line.

SPECIFICATION OPTIONS
product #: See charts below

ORDER EXAMPLE
product #: Q5FDR.34

Options/Notes

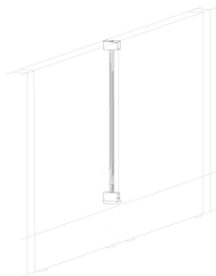
- When connecting panels of different heights to each other, order draw rod change of height
- Draw rods are 5" shorter than the panel height

FOR SAME HEIGHT



PART #	HEIGHT	WIDTH	DEPTH	PRICE	NOTES
Q5FDRSH.34	34"	-	-	\$25	• Rod and block assembly connects two panels of the same height
Q5FDRSH.42	42"	-	-	\$25	
Q5FDRSH.48	48"	-	-	\$26	
Q5FDRSH.62	62"	-	-	\$26	

FOR WALL START/POWER POLE



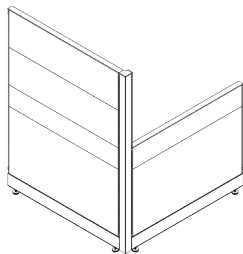
PART #	HEIGHT	WIDTH	DEPTH	PRICE	NOTES
Q5FDR.34	34"	-	-	\$25	• Rod and block assembly for use at wall start or power pole installed at end of run.
Q5FDR.42	42"	-	-	\$25	
Q5FDR.48	48"	-	-	\$26	
Q5FDR.62	62"	-	-	\$26	

DRAW ROD, CHANGE OF HEIGHT



PART #	HEIGHT	WIDTH	DEPTH	PRICE	NOTES
Q5FHDRCHS.34	34"	-	-	\$41	<ul style="list-style-type: none">Rod and block assembly connects two panels at 180° (straight line) when the panels are of different height.Order the height of the shorter panel.
Q5FHDRCHS.42	42"	-	-	\$41	
Q5FHDRCHS.48	48"	-	-	\$47	

2-Way Connector Post



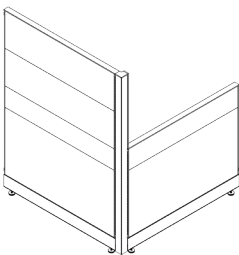
DESCRIPTION

Panel hardware to connect 2 panels.

SPECIFICATION OPTIONS	ORDER EXAMPLE
product #: See charts below	product #: Q5FH2W.39
finish: See page 7	finish: DT Dark Tone

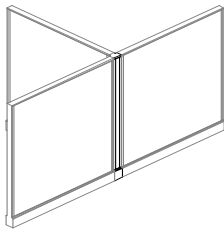
- Options/Notes
- Includes connector top cap
 - When connecting panels of different heights, specify the connector to match the tallest panel.
 - For panels that do not match the height of the connector, order Finished End Change of Height separately

90° CONNECTOR POST



PART #	HEIGHT	WIDTH	DEPTH	PRICE	NOTES
Q5FH2W.39	39"	3.5"	3.5"	\$148	<ul style="list-style-type: none">• Connects 2 panels at 90°• When connecting panels of different heights, specify the connector to match the tallest panel• For panels that do not match the height of the connector, order Finished End Change of Height separately
Q5FH2W.47	47"	3.5"	3.5"	\$166	
Q5FH2W.53	53"	3.5"	3.5"	\$176	
Q5FH2W.67	67"	3.5"	3.5"	\$192	

3-Way Connector Post



DESCRIPTION

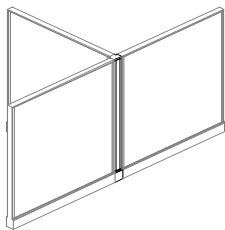
Panel hardware to connect 3 panels.

SPECIFICATION OPTIONS	ORDER EXAMPLE
product #: See charts below finish: See page 7	product #: Q5FH3W.39 finish: DT Dark Tone

Options/Notes

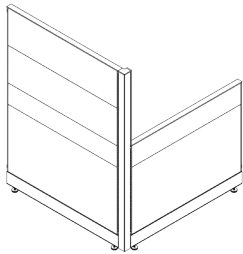
- Includes connector top cap

90° CONNECTOR POST



PART #	HEIGHT	WIDTH	DEPTH	PRICE	NOTES
Q5FH3W.39	39"	3.5"	3.5"	\$171	<ul style="list-style-type: none">Connects 3 panels at 90°.Includes cable management trim cover and top capWhen connecting panels of different heights, specify the connector to match the tallest panel.For panels that do not match the height of the connector, order Finished End Change of Height separately
Q5FH3W.47	47"	3.5"	3.5"	\$196	
Q5FH3W.53	53"	3.5"	3.5"	\$214	
Q5FH3W.67	67"	3.5"	3.5"	\$255	

4-Way Connector Post



DESCRIPTION

Panel hardware to connect 4 panels.

SPECIFICATION OPTIONS

product #: See charts below
finish: See page 7

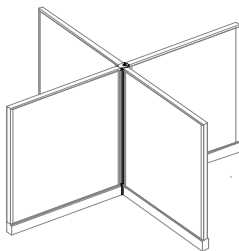
ORDER EXAMPLE

product #: Q5FH4W.39
finish: DT Dark Tone

Options/Notes


- Includes connector top cap

90° CONNECTOR POST



PART #	HEIGHT	WIDTH	DEPTH	PRICE	NOTES
Q5FH4W.39	39"	3.5"	3.5"	\$173	<ul style="list-style-type: none">• Connects 4 panels at 90°.• Includes top cap• When connecting panels of different heights, specify the connector to match the tallest panel• For panels that do not match the height of the connector, order Finished End Change of Height separately
Q5FH4W.47	47"	3.5"	3.5"	\$211	
Q5FH4W.53	53"	3.5"	3.5"	\$222	
Q5FH4W.67	67"	3.5"	3.5"	\$298	

Finished End



DESCRIPTION

Finished end.

SPECIFICATION OPTIONS

product #: See charts below
finish: See page 7

ORDER EXAMPLE

product #: Q5FHFE.39
finish: DT Dark Tone

Options/Notes

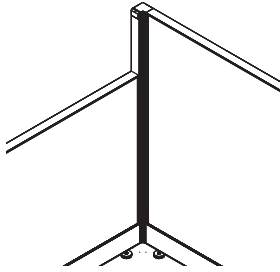
- N/A

FINISHED END



PART #	HEIGHT	WIDTH	DEPTH	PRICE	NOTES
Q5FHFE.39	39"	3.5"	1"	\$67	• Finishes the vertical end of a panel at the end of a panel run. • Includes the cable management trim cover.
Q5FHFE.47	47"	3.5"	1"	\$76	
Q5FHFE.53	53"	3.5"	1"	\$80	
Q5FHFE.67	67"	3.5"	1"	\$91	

Finished End, Change of Height



DESCRIPTION

Finished end change of height.

SPECIFICATION OPTIONS

product #: See charts below
finish: See page 7

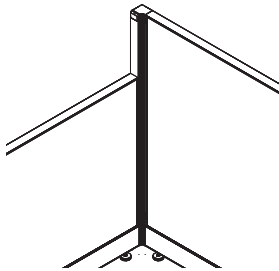
ORDER EXAMPLE

product #: Q5FHFECH.6
finish: DT Dark Tone

Options/Notes

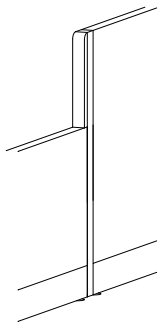
- N/A

FOR CONNECTOR



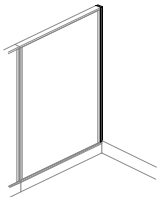
PART #	HEIGHT	WIDTH	DEPTH	PRICE	NOTES
Q5FHFECH.6	6"	1.75"	.25"	\$80	<ul style="list-style-type: none"> • Finishes the exposed end of a connector at a change of height location. • Includes finished end trim and mounting hardware.
Q5FHFECH.8	8"	1.75"	.25"	\$80	
Q5FHFECH.14	14"	1.75"	.25"	\$80	
Q5FHFECH.20	20"	1.75"	.25"	\$80	
Q5FHFECH.28	28"	1.75"	.25"	\$80	

FOR PANEL TO PANEL



PART #	HEIGHT	WIDTH	DEPTH	PRICE	NOTES
Q5FHFECHS.6	6"	1.75"	.25"	\$80	<ul style="list-style-type: none"> • Finishes the exposed end of a panel at a change of height location. • Includes finished end trim and mounting hardware.
Q5FHFECHS.8	8"	1.75"	.25"	\$80	
Q5FHFECHS.14	14"	1.75"	.25"	\$80	
Q5FHFECHS.20	20"	1.75"	.25"	\$80	
Q5FHFECHS.28	28"	1.75"	.25"	\$80	

Wall Connectors



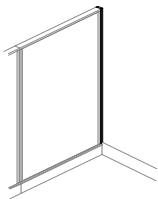
DESCRIPTION
Attaches to wall.

SPECIFICATION OPTIONS	ORDER EXAMPLE
product #: See charts below finish: See page 7	product #: Q5FWSTA.34 finish: DT Dark Tone

Options/Notes

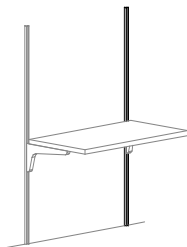
- N/A

WALL START



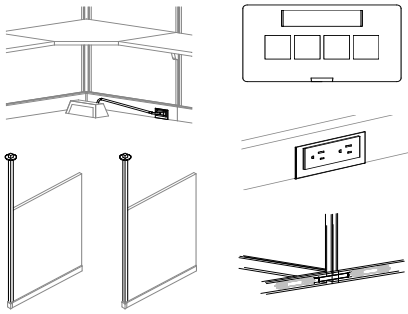
PART #	HEIGHT	WIDTH	DEPTH	PRICE	NOTES
Q5FWSTA.34	34"	1.75"	1"	\$55	<ul style="list-style-type: none">Connects panel to structural wall or column. Can also connect equal height panels at a 90° angle at any point along the panel width.Order one additional draw rod of the same height.
Q5FWSTA.42	42"	1.75"	1"	\$62	
Q5FWSTA.48	48"	1.75"	1"	\$69	
Q5FWSTA.62	62"	1.75"	1"	\$78	

WALL STRIP



PART #	HEIGHT	WIDTH	DEPTH	PRICE	NOTES
Q5FWSST.60	60"	-	-	\$66	<ul style="list-style-type: none">Attaches to structural wall to hang worksurfaces and/or components.Includes one wall strip.
Q5FWSST.72	72"	-	-	\$76	
Q5FWSST.84	84"	-	-	\$93	

Electrical Distribution



DESCRIPTION

Parts for distributing power through your system. Distributes up to four 20-amp circuits.

SPECIFICATION OPTIONS

product #: See charts below

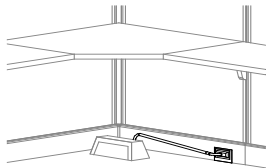
ORDER EXAMPLE

product #: Q5FHBPE

Options/Notes


- 4-circuit

BASE POWER ENTRY



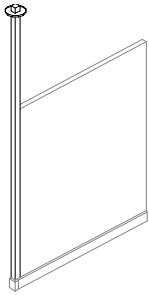
PART #	HEIGHT	WIDTH	DEPTH	PRICE	NOTES
Q5FHBPE	L angle ellbow	6'	-	\$344	<ul style="list-style-type: none"> • Connects building power from a wall, floor or column to the base of a panel. • Plugs directly into the panel's electrical harness at receptacle location. • Basefeed is approx 6 1/2 feet long • Distributes up to four 20-amp circuits. • Includes a cable that can be field-cut to the appropriate length. • MUST BE WIRED BY A LICENSED ELECTRICIAN.

CEILING POWER ENTRY



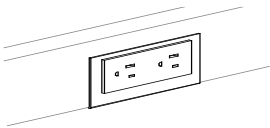
PART #	HEIGHT	WIDTH	DEPTH	PRICE	NOTES
Q5FHCPE.39	39"	3.5"	3.5"	\$728	<ul style="list-style-type: none"> • Connects a ceiling electrical supply to the base of a powered panel. Distributes up to four 20-amp circuits. Attaches to the end of a panel run, or to a 3 or 4-way 90° connector. To attach the Power Pole at the end of a panel run, order a Draw Rod separately. • Infeed is approx 14 1/2 feet long. • To attach at a: <ul style="list-style-type: none"> * 2-Way connection point, order a 3-Way connector * 3-Way connection point, order a 4-Way connector • Includes a rigid conduit and conduit connector, factory installed power harness, 12' pole, bezel and end cap trim cover. • Available in DT and CW only. • MUST BE WIRED BY A LICENSED ELECTRICIAN
Q5FHCPE.47	47"	3.5"	3.5"	\$728	
Q5FHCPE.53	53"	3.5"	3.5"	\$728	
Q5FHCPE.67	67"	3.5"	3.5"	\$728	

CEILING DATA ENTRY



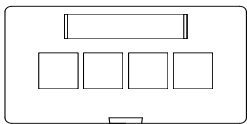
PART #	HEIGHT	WIDTH	DEPTH	PRICE	NOTES
Q5FHCDE.39	39"	3.5"	3.5"	\$328	<ul style="list-style-type: none"> Routes data/telecommunication cables from the ceiling to the base of a panel. Attaches to the end of a panel run, to a 3 or 4-Way 90° connector. To attach the Power Pole at the end of a panel run, order a Draw Rod separately. To attach at a: <ul style="list-style-type: none"> * 2-Way connection point, order a 3-Way connector * 3-Way connection point, order a 4-Way connector Includes a 12' pole, bezel, and end cap trim cover. Available in DT and CW only.
Q5FHCDE.47	47"	3.5"	3.5"	\$328	
Q5FHCDE.53	53"	3.5"	3.5"	\$328	
Q5FHCDE.67	67"	3.5"	3.5"	\$328	

RECEPTACLES



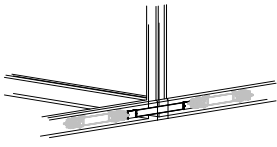
PART #	HEIGHT	WIDTH	DEPTH	PRICE	NOTES
Q5FHRECP4.I	circuit a	-	-	\$28	<ul style="list-style-type: none"> Locks into panel base power harness. Provides access to I, II, III, or IIII circuit. Provides dedicated circuit with "IIII" receptacle. Receptacle -CONT are permanently marked CONTROLLED on the face of the receptacle and must be connected to a timer or motion sensor at the infeed location by a licensed electrician in order to comply with California T24
Q5FHRECP4.II	circuit b	-	-	\$28	
Q5FHRECP4.III	circuit c	-	-	\$28	
Q5FHRECP4.IIII	circuit d	dedicated	-	\$28	
Q5FHRECP4.II-CONT	circuit b	-	-	\$28	
Q5FHRECP4.III-CONT	circuit c	-	-	\$28	

DATA PORT PLATE



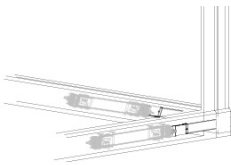
PART #	HEIGHT	WIDTH	DEPTH	PRICE	NOTES
Q5FHDPP	2.125"	3.625"	0.750"	\$47	<ul style="list-style-type: none"> This Data Port plate is used at the base of a panel in unused duplex cutout to connect computers and/or communication equipment. Data jacks should be top feed 90° type, not the back feed 180° type. 4 port locations and comes with 1 blank insert. Available in BU or CW finish

FOR PANEL THROUGH POST



PART #	HEIGHT	WIDTH	DEPTH	PRICE	NOTES
Q5FHCPK.1	23"	-	-	\$93	<ul style="list-style-type: none"> Extends power in a straight line through 3-Way or 4-Way connector. Extends power through a 120° or 135° 2 or 3 way connector.

FOR 90° ANGLE



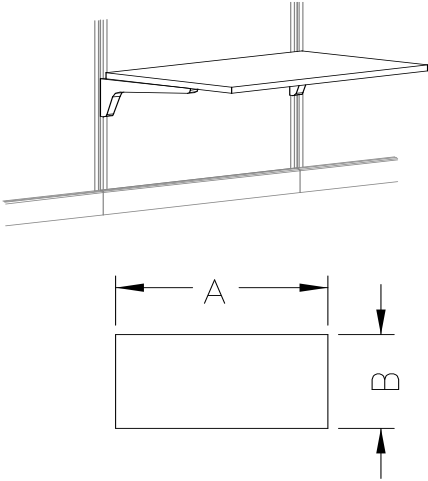
PART #	HEIGHT	WIDTH	DEPTH	PRICE	NOTES
Q5FHCPK.90	-	-	-	\$93	<ul style="list-style-type: none"> Extends power at a 90° angle through a 2-Way, 3-Way or 4-Way connector.

POWER PANEL CONVERSION KIT

PART #	HEIGHT	WIDTH	DEPTH	PRICE	NOTES
Q5FHPPCK.24	-	24"	-	\$237	<ul style="list-style-type: none"> Includes: <ul style="list-style-type: none"> * Power Retro * Base Cover with power cutouts * Panel to panel festoon Order duplex outlets separately. Specify base finish: DT or CW Order the Power Festoon Through Post if you are converting a non-electrical panel in a straight line through a 3-Way or 4-Way connection. Order the Power Festoon 90° Angle if you are converting a non-electrical panel at a 90° angle through a 2-Way, 3-Way or 4-Way connection.
Q5FHPPCK.30	-	30"	-	\$277	
Q5FHPPCK.36	-	36"	-	\$304	
Q5FHPPCK.42	-	42"	-	\$338	
Q5FHPPCK.48	-	48"	-	\$372	

Standard Worksurfaces

Rectangular



DESCRIPTION

Worksurface hangs from a panel or wall strips. It has a laminate top and a PVC edge. There is a 7/8" gap at the back of the worksurface for plug and cord passage. 54" to 60" worksurfaces have a center support.

SPECIFICATION OPTIONS

product #: See charts below
worksurface finish: See page 7
support: See page 7

ORDER EXAMPLE

product #: Q5FHERWS.2424L
worksurface finish: M1 Light Maple
support: E9 Cloud White

Options/Notes

- Includes cantilever brackets and attachment hardware.
- All 5-Day worksurfaces are edge to match

24" DEEP

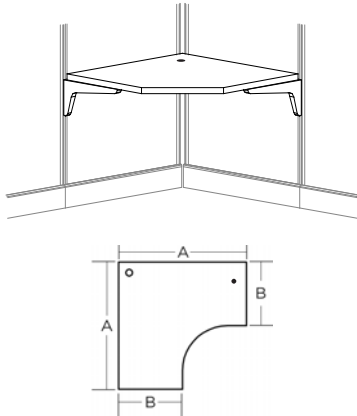
PART #	HEIGHT	A	B	PRICE	NOTES
Q5FHERWS.2424L	1.25"	24"	24"	\$258	• N/A
Q5FHERWS.2430L	1.25"	30"	24"	\$297	
Q5FHERWS.2436L	1.25"	36"	24"	\$305	
Q5FHERWS.2442L	1.25"	42"	24"	\$377	
Q5FHERWS.2448L	1.25"	48"	24"	\$385	
Q5FHERWS.2454L	1.25"	54"	24"	\$442	
Q5FHERWS.2460L	1.25"	60"	24"	\$479	

30" DEEP

PART #	HEIGHT	A	B	PRICE	NOTES
Q5FHERWS.3024L	1.25"	24"	30"	\$344	• N/A
Q5FHERWS.3030L	1.25"	30"	30"	\$393	
Q5FHERWS.3036L	1.25"	36"	30"	\$403	
Q5FHERWS.3042L	1.25"	42"	30"	\$484	
Q5FHERWS.3048L	1.25"	48"	30"	\$495	
Q5FHERWS.3054L	1.25"	54"	30"	\$562	
Q5FHERWS.3060L	1.25"	60"	30"	\$601	

90° Corner

Curved



DESCRIPTION

Worksurface hangs from a panel or wall strips. It has a laminate top and a PVC edge. There is a 7/8" gap at the back of the worksurface for plug and cord passage. It has 24"D or 30"D connecting sides.

SPECIFICATION OPTIONS

product #: See charts below
worksurface finish: See page 7
support: See page 7

ORDER EXAMPLE

product #: Q5FHECCWS.2436L
worksurface finish: M1 Light Maple
support: CW Cloud White

Options/Notes

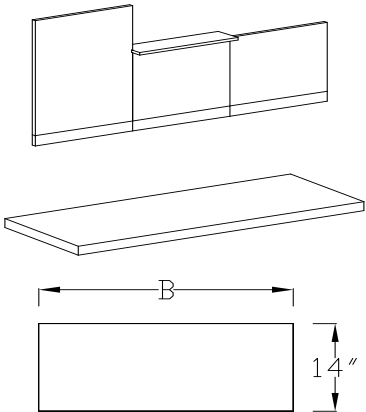
- Includes one wire grommet, cantilever brackets, one corner bracket, and attachment hardware.
- *Corners are angled (not available with notched front edge)
- Mending plates are included with rectangular worksurfaces only.
- Order mending plates separately if placing this worksurface next to another non-rectangular worksurface.
- All 5-Day worksurfaces are edge to match.

90° CURVED CORNER

PART #	HEIGHT	A	B	PRICE	NOTES
Q5FHECCWS.2436L	1.25"	36"	24"	\$498	* N/A
Q5FHECCWS.2442L	1.25"	42"	24"	\$615	
Q5FHECCWS.2448L	1.25"	48"	24"	\$651	
Q5FHECCWS.3036L	1.25"	36"	30"	\$553	
Q5FHECCWS.3042L	1.25"	42"	30"	\$669	
Q5FHECCWS.3048L	1.25"	48"	30"	\$705	

Transaction

Rectangular



DESCRIPTION

14"D Rectangular transaction worksurface attaches to the top of a panel. Ends are flush with the panel. It has a PVC edge.

SPECIFICATION OPTIONS

product #: See charts below
worksurface finish: See page 7
support: See page 7

ORDER EXAMPLE

product #: Q5FHERTS.1424L
worksurface finish: M1 Light Maple
support: E9 Cloud White

Options/Notes

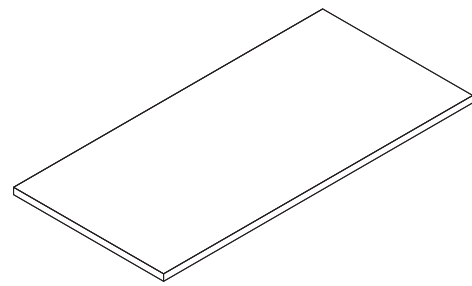
- Attaches to the top of a panel for counter or display area.
- Includes transaction brackets and attachment hardware.
- All 5-Day worksurfaces are edge to match

RECTANGULAR TRANSACTION

PART #	HEIGHT	A	B	C	D	PRICE	NOTES
Q5FHERTS.1424L	1.25"	14"	24"	-	-	\$186	• N/A
Q5FHERTS.1430L	1.25"	14"	30"	-	-	\$215	
Q5FHERTS.1436L	1.25"	14"	36"	-	-	\$232	
Q5FHERTS.1442L	1.25"	14"	42"	-	-	\$277	
Q5FHERTS.1448L	1.25"	14"	48"	-	-	\$282	
Q5FHERTS.1460L	1.25"	14"	60"	-	-	\$327	
Q5FHERTS.1472L	1.25"	14"	72"	-	-	\$372	

Rectangular

Worksurfaces For Use w/ MY-HITE Base



DESCRIPTION

Worksurface top only, for use with height adjustable base within workstation application.

SPECIFICATION OPTIONS

product #: See charts below
worksurface finish: See page 7

ORDER EXAMPLE

product #: Q5FHRWS.2358
worksurface finish: M1 Light Maple

Options/Notes

- All 5-Day worksurfaces are edge to match
- Order base separately from MY-HITE pricebook
- Note: Top size reduced 1" in depth and 2" in width to fit within system workstation and prevent pinch points. See system pricebook for details. We do not recommend using full size worktop in paneled workstation applications.

23" DEEP

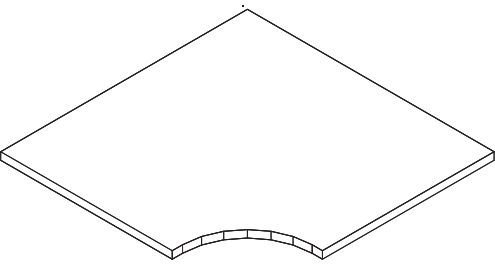
PART #	HEIGHT	WIDTH	DEPTH	PRICE	NOTES
Q5FHRWS.2340	-	40"	23"	\$323	• Sizes are actual for example Q5FHRWS.2340 is 23" x 40"
Q5FHRWS.2346	-	46"	23"	\$333	
Q5FHRWS.2352	-	52"	23"	\$393	
Q5FHRWS.2358	-	58"	23"	\$403	

29" DEEP

PART #	HEIGHT	WIDTH	DEPTH	PRICE	NOTES
Q5FHRWS.2940	-	40"	29"	\$382	• Sizes are actual for example Q5FHRWS.2940 is 29" x 40"
Q5FHRWS.2946	-	46"	29"	\$393	
Q5FHRWS.2952	-	52"	29"	\$465	
Q5FHRWS.2958	-	58"	29"	\$477	

Corner

Worksurfaces For Use w/ MY-HITE Base



DESCRIPTION

Corner worksurface top only, for use with height adjustable base within workstation application.

SPECIFICATION OPTIONS

product #: See charts below
worksurface finish: See page 7

ORDER EXAMPLE

product #: Q5FHCWS.2340
worksurface finish: M1 Light Maple

Options/Notes

- All 5-Day worksurfaces are edge to match
- Order base separately from MY-HITE pricebook
- Note: Top size reduced 1" in depth and 2" in width to fit within system workstation and prevent pinch points. See system pricebook for details. We do not recommend using full size worktop in paneled workstation applications.

23" DEEP

PART #	HEIGHT	WIDTH	DEPTH	PRICE	NOTES
Q5FHCWS.2340	-	40"	23"	\$532	• Sizes are actual for example Q5FHCWS.2346 is 23" x 46"
Q5FHCWS.2346	-	46"	23"	\$563	

29" DEEP

PART #	HEIGHT	WIDTH	DEPTH	PRICE	NOTES
Q5FHCWS.2940	-	40"	29"	\$579	• Sizes are actual for example Q5FHCWS.2940 is 29" x 40"
Q5FHCWS.2946	-	46"	29"	\$608	

Square Post Leg

Supports



DESCRIPTION

Provides support to the worksurface.

SPECIFICATION OPTIONS

product #: See charts below
support finish: See page 7

ORDER EXAMPLE

product #: Q5FHSPL.2
support finish: CW Cloud White

Options/Notes

- Use with frame and wall strip worksurfaces.

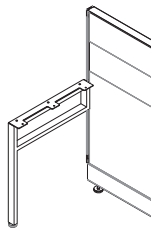
SQUARE POST LEG



PART #	HEIGHT	WIDTH	DEPTH	PRICE	NOTES
Q5FHSPL.2	27.5"	2"	2"	\$100	<ul style="list-style-type: none">• Attaches to the underside of a worksurface and has an adjustable glide.• Specify finish: DT or CW
Q5FHSPL.3	27.5"	3"	3"	\$141	

Square Metal P-Leg

Supports



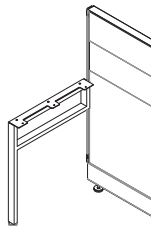
DESCRIPTION
Provides support to the worksurface.

SPECIFICATION OPTIONS	ORDER EXAMPLE
product #: See charts below support finish: See page 7	product #: Q5FHSMML.24 support finish: CW Cloud White

Options/Notes

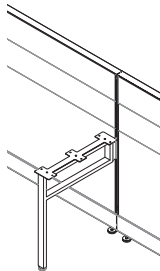
- Use with frame and wall strip worksurfaces.

SQUARE METAL P-LEG, SINGLE SUPPORT



PART #	HEIGHT	WIDTH	DEPTH	PRICE	NOTES
Q5FHSMML.24	27.75"	1.25"	24"	\$160	<ul style="list-style-type: none">• This support attaches to a worksurface and a frame or wall strip. It provides support for a single worksurface.• To convert from left handed to right handed, remove attachment brackets, and reinstall in the position needed.• Specify the depth of the worksurface support to match the depth of the worksurface.• Specify finish: DT or CW
Q5FHSMML.30	27.75"	1.25"	30"	\$182	

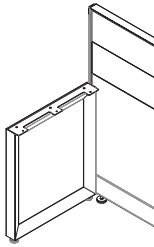
SQUARE METAL P LEG, DOUBLE SUPPORT



PART #	HEIGHT	WIDTH	DEPTH	PRICE	NOTES
Q5FHSMML.24	27.75"	1.25"	24"	\$177	<ul style="list-style-type: none">• This support attaches to a worksurface and a frame or wall strip. It provides support for two worksurfaces.• Specify the depth of the worksurface support to match the depth of the worksurface.• Specify finish: DT or CW
Q5FHSMML.30	27.75"	1.25"	30"	\$201	

Square Corner, Triangle Shape Leg

Supports



DESCRIPTION

Provides support to the worksurface.

SPECIFICATION OPTIONS

product #: See charts below
support finish: See page 7

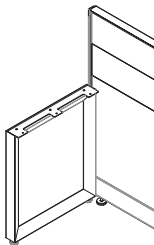
ORDER EXAMPLE

product #: Q5FHTMLDS.24
support finish: CW Cloud White

Options/Notes

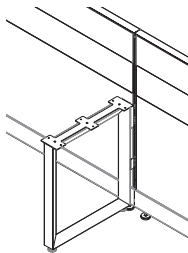
- Use with frame and wall strip worksurfaces.

SQUARE CORNER, TRIANGLE SHAPE LEG, SINGLE SUPPORT



PART #	HEIGHT	WIDTH	DEPTH	PRICE	NOTES
Q5FHTMLDS.24	27.75"	1.25"	24"	\$195	<ul style="list-style-type: none">• This support leg attaches to a worksurface and a frame or wall strip. It provides support for a single worksurface.• To convert to a left or right support, remove the top bar and reinstall it in the desired position.• Specify the depth of the support leg to match the depth of the worksurface.• Includes all attachment hardware.• Specify finish: DT, MT, CW
Q5FHTMLDS.30	27.75"	1.25"	30"	\$220	

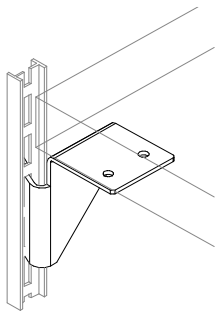
SQUARE CORNER, TRIANGLE SHAPE LEG, DOUBLE SUPPORT



PART #	HEIGHT	WIDTH	DEPTH	PRICE	NOTES
Q5FHTMLDD.24	27.75"	1.25"	24"	\$208	<ul style="list-style-type: none">• This support leg attaches to a worksurface and a frame or wall strip. It provides support for two worksurfaces.• Specify the depth of the support leg to match the depth of the worksurface.• Includes all attachment hardware.• Specify finish: DT, MT, CW
Q5FHTMLDD.30	27.75"	1.25"	30"	\$238	

Corner Bracket

Brackets



DESCRIPTION

Corner bracket

SPECIFICATION OPTIONS

product #: See charts below

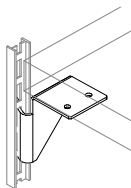
ORDER EXAMPLE

product #: Q5FHWSB.L

Options/Notes

- N/A

CORNER BRACKET

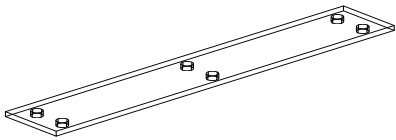


Right Handed shown

PART #	HEIGHT	WIDTH	DEPTH	PRICE	NOTES
Q5FHWSB.L	2.75"	-	2.5"	\$14	<ul style="list-style-type: none">• Attaches to the front corner of a hanging worksurface to provide additional support when the return panel matches the worksurface depth.• Also used as support for the back corner of a corner worksurface.• Specify left or right.• Color: Black
Q5FHWSB.R	2.75"	-	2.5"	\$14	

Flat Bracket

Brackets



DESCRIPTION

This flat bracket is used to support two worksurfaces when a support leg or panel leg is inappropriate.

SPECIFICATION OPTIONS

product #: See charts below

ORDER EXAMPLE

product #: Q5FHFB.18

Options/Notes

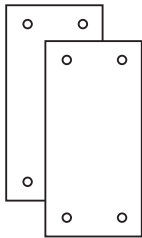
- N/A

FLAT BRACKET

PART #	HEIGHT	A	B	C	D	PRICE	NOTES
Q5FHFB.18	3"	18"	-	-	-	\$45	• N/A

Mending Plates

Brackets



DESCRIPTION

This Mending Plate is to be ordered if you’re placing corner workstations next to other corner workstations without a rectangular worksurface return. Mending plate size is 2” x 4”.

SPECIFICATION OPTIONS

product #: See charts below

ORDER EXAMPLE

product #: Q5FASS22-O-ZN

Options/Notes

- Sold in pairs

MENDING PLATES

PART #	HEIGHT	A	B	C	D	PRICE	NOTES
Q5FASS22-O-ZN	-	-	-	-	-	\$5	• N/A

Anti-Sag Bars




PART #	WIDTH	LIST	NOTES
FWASB.42	42"	\$100	<ul style="list-style-type: none">• Anti-Sag bar, 42" wide with (8) screws. For use with 48 & 54" worktops
FWASB.54	54"	\$127	<ul style="list-style-type: none">• Anti-Sag bar, 54" wide with (10) screws. For use with 60 & 66" worktops
FWASB.66	66"	\$154	<ul style="list-style-type: none">• Anti-Sag bar, 66" wide with (12) screws. For use with 72 & 78" worktops

Components

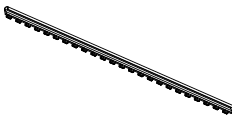
DESCRIPTION
Components for the workstation.

SPECIFICATION OPTIONS	ORDER EXAMPLE
product #: See charts below	product #: Q5FLED.20


LED TASKLIGHT

	PART #	HEIGHT	WIDTH	DEPTH	PRICE	NOTES
	Q5FLED.20	0.75"	20"	1"	\$244	<ul style="list-style-type: none">Attaches beneath a shelf or storage cabinet.
	Q5FLED.38	0.75"	38"	1"	\$307	<ul style="list-style-type: none">It includes an LED light, motion sensor, power cord and installation hardware. The cord for the tasklight is 6 ft. long.Has a pivot range of +/-15°.For overheads 24"-36" use FLED.20For overheads 42" or wider use FLED.38Finish: Silver

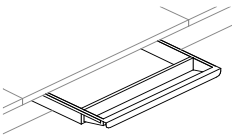
WIRE MANAGER

	PART #	HEIGHT	WIDTH	DEPTH	PRICE	NOTES
	Q5F2WM.24	24"	0.5"	-	\$24	<ul style="list-style-type: none">This Wire Manager is used to manage electrical cords vertically. It fits between side-by-side panels, or between a panel and a connector.Finish: Black.

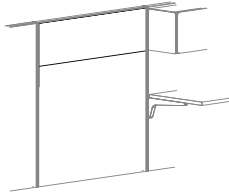
MESH WIRE MANAGER

	PART #	LENGTH	PRICE	NOTES
	FFWM.18	18"	\$132	<ul style="list-style-type: none">Wire manager mounts to the bottom of a worksurface to manage cordsFinish: Black with red zipper

PENCIL DRAWER

	PART #	HEIGHT	WIDTH	DEPTH	PRICE	NOTES
	Q5FPD	1.875"	21.125"	16.25"	\$208	<ul style="list-style-type: none">Stores small items.Attaches under worksurface.Includes attachment hardware.Finish: DT Dark Tone

Tackboards



DESCRIPTION

Fabric covered tackable surface that attaches to panel or Wall Strips.

SPECIFICATION OPTIONS

product #: See charts below
fabric: page 7

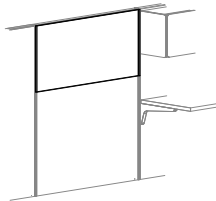
ORDER EXAMPLE

product #: Q5FHTAKBS.1624
fabric: PF101-9 Slide Sterling

Options/Notes

- Includes attachment hardware.
- **Passage and Terrain fabric not approved for this application**

“B” STYLE TACKBOARD, SQUARE CORNERS, CURVED TOP & BOTTOM, 15.5” HIGH



PART #	HEIGHT	WIDTH	DEPTH	PRICE	GROUP 5 UPCHARGE
Q5FHTAKBS.1624	15.5"	24"	-	\$178	\$19
Q5FHTAKBS.1630	15.5"	30"	-	\$189	\$19
Q5FHTAKBS.1636	15.5"	36"	-	\$198	\$21
Q5FHTAKBS.1642	15.5"	42"	-	\$207	\$21
Q5FHTAKBS.1648	15.5"	48"	-	\$220	\$23

Overheads and Shelves

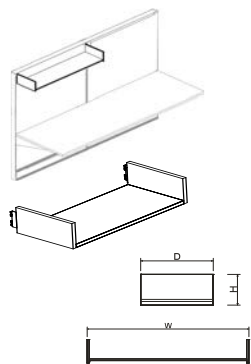
DESCRIPTION
Metal shelf and overhead storage.

SPECIFICATION OPTIONS	ORDER EXAMPLE
product #: See charts below support finish: See page 7	product #: Q5FHSHSH.0824 support finish: CW Cloud White

Options/Notes

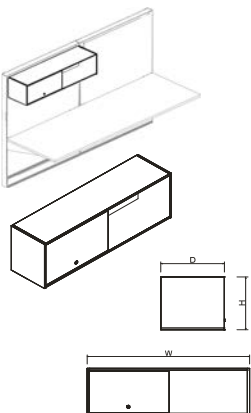
- Two styles of profile available. Order to match sliding front overhead or pneumatic overhead.

STRAIGHT FRONT, HALF HEIGHT SHELF



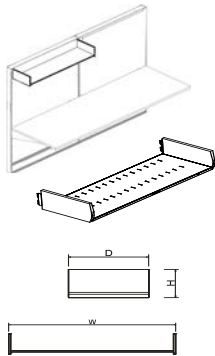
PART #	HEIGHT	WIDTH	DEPTH	PRICE	NOTES
Q5FHSHSH.0824	7.5"	24"	13.5"	\$159	<ul style="list-style-type: none">This shelf hangs from a frame or wall strips.Includes attachment hardware.Profile matches sliding front overhead.Specify Finish.
Q5FHSHSH.0830	7.5"	30"	13.5"	\$167	
Q5FHSHSH.0836	7.5"	36"	13.5"	\$185	
Q5FHSHSH.0842	7.5"	42"	13.5"	\$203	
Q5FHSHSH.0848	7.5"	48"	13.5"	\$221	

SLIDING DOOR OVERHEAD CABINET



PART #	HEIGHT	WIDTH	DEPTH	PRICE	NOTES
Q5FHSLOV.1624	15.5"	24"	14.25"	\$448	<ul style="list-style-type: none">This lockable sliding door storage cabinet hangs from a frame or wall strips. Includes a painted sliding door front, a lock and attaching hardware.Lock finish: BlackSpecify Finish.
Q5FHSLOV.1630	15.5"	30"	14.25"	\$490	
Q5FHSLOV.1636	15.5"	36"	14.25"	\$534	
Q5FHSLOV.1642	15.5"	42"	14.25"	\$583	
Q5FHSLOV.1648	15.5"	48"	14.25"	\$632	

RADIUS FRONT, HALF HEIGHT SHELF

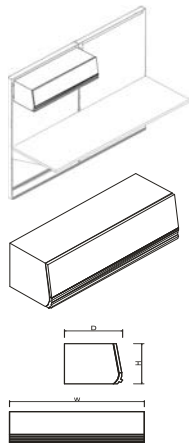


PART #	HEIGHT	WIDTH	DEPTH	PRICE
Q5FHPPSH.0824	7.5"	24"	16"	\$164
Q5FHPPSH.0830	7.5"	30"	16"	\$172
Q5FHPPSH.0836	7.5"	36"	16"	\$191
Q5FHPPSH.0842	7.5"	42"	16"	\$204
Q5FHPPSH.0848	7.5"	48"	16"	\$215

NOTES

- This shelf hangs from a frame or wall strips.
- Includes attachment hardware.
- Profile matches pneumatic overhead.
- Specify Finish.

PNEUMATIC OVERHEAD CABINET

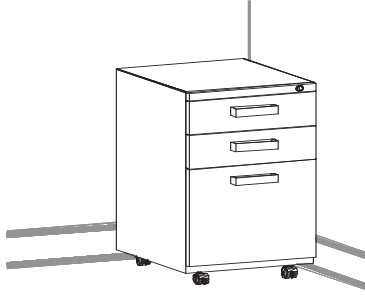


PART #	HEIGHT	WIDTH	DEPTH	PRICE
Q5FHPNOV.1624	15.5"	24"	16"	\$527
Q5FHPNOV.1630	15.5"	30"	16"	\$577
Q5FHPNOV.1636	15.5"	36"	16"	\$625
Q5FHPNOV.1642	15.5"	42"	16"	\$669
Q5FHPNOV.1648	15.5"	48"	16"	\$723

NOTES

- This storage cabinet, with lockable pneumatic door, hangs from a frame or wall strips.
- Includes pneumatic assist flipper door, a lock, and attaching hardware.
- LED tasklight only.
- Lock finish: Black
- Specify Finish.

Pedestals



DESCRIPTION

Storage with drawers.

SPECIFICATION OPTIONS

product #: See charts below


ORDER EXAMPLE

product #: Q5FPEDSQP.BBF-MET

Options/Notes

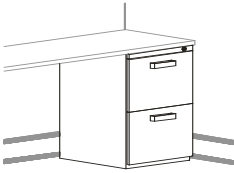
- Square drawer front
- Order side-to-side file bars
- Includes pencil tray in top drawer
- Bar Pull is the default pull; to order other pulls see upcharge below
- Specify pull when ordering
- Designer Pull has color options: specify color when ordering. See page 9
- Bar Pull will be shipped in box on ALL orders, premium pulls will ship separately
- **If a cushion is placed on a full height mobile pedestal, it will not fit under a worksurface.**

BOX / BOX / FILE PEDESTAL



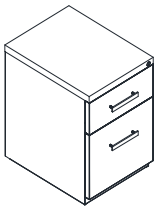
PART #	HEIGHT	WIDTH	DEPTH	PRICE	NOTES
Q5FPEDSQP.BBF-MET	27"	15"	20"	\$690	<ul style="list-style-type: none"> • Supporting metal pedestal with lock, without top cap. Attaches to the underside of a worksurface.
WEDGE, DESIGNER OR SLANT PULL				+ \$75	<ul style="list-style-type: none"> • Square drawer pulls, silver color. Square drawer front. • Order side to side file bars. • Includes pencil tray in top drawer • Specify pull when ordering • Designer Pull has color options: specify color when ordering. (see page 9)

FILE / FILE PEDESTAL



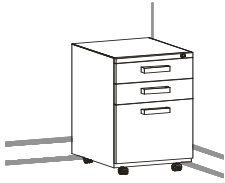
PART #	HEIGHT	WIDTH	DEPTH	PRICE	NOTES
Q5FPEDSQP.FF-MET	27"	15"	20"	\$690	<ul style="list-style-type: none"> Supporting metal pedestal with lock, without top cap. Attaches to the underside of a worksurface.
WEDGE, DESIGNER OR SLANT PULL				+ \$50	<ul style="list-style-type: none"> Square drawer pulls, silver color. Square drawer front. Order side to side file bars. Includes pencil tray in top drawer Specify pull when ordering Designer Pull has color options: specify color when ordering. (see page 9)

BOX / FILE PEDESTAL MOBILE



PART #	HEIGHT	WIDTH	DEPTH	PRICE	NOTES
Q5FPEDSQP.BF-MOB-MET	22"	15"	20"	\$757	<ul style="list-style-type: none"> Free-standing mobile pedestal with lock and with top cap.
WEDGE, DESIGNER OR SLANT PULL				+ \$50	<ul style="list-style-type: none"> Square drawer pulls, silver color. Square drawer front. Order side to side file bars. Includes pencil tray in top drawer Specify pull when ordering Designer Pull has color options: specify color when ordering. (see page 9)

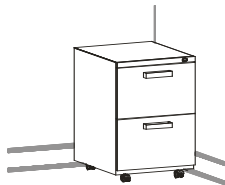
BOX / BOX / FILE PEDESTAL MOBILE



PART #	HEIGHT	WIDTH	DEPTH	PRICE	NOTES
Q5FPEDSQP.BBF-MOB-MET	27.25"	15"	20"	\$898	<ul style="list-style-type: none"> Free-standing mobile pedestal with lock and with top cap. Square drawer pulls, silver color. Square drawer front. Order side to side file bars. Includes pencil tray in top drawer Specify pull when ordering Designer Pull has color options: specify color when ordering. (see page 9)
WEDGE, DESIGNER OR SLANT PULL				+ \$75	

If a cushion is placed on a full height mobile pedestal, it will not fit under a worksurface.

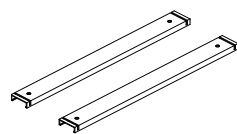
FILE / FILE PEDESTAL MOBILE



PART #	HEIGHT	WIDTH	DEPTH	PRICE	NOTES
Q5FPEDSQP.FF-MOB-MET	27.25"	15"	20"	\$898	<ul style="list-style-type: none"> Free-standing mobile pedestal with lock and with top cap. Square drawer pulls, silver color. Square drawer front. Order side to side file bars. Includes pencil tray in top drawer Specify pull when ordering Designer Pull has color options: specify color when ordering. (see page 9)
WEDGE, DESIGNER OR SLANT PULL				+ \$50	


If a cushion is placed on a full height mobile pedestal, it will not fit under a worksurface.

SIDE-TO-SIDE FILE BARS



PART #	HEIGHT	WIDTH	DEPTH	PRICE	NOTES
Q5FSSB	-	-	-	\$23	<ul style="list-style-type: none">• Side-to-side File Bars for filing letter or legal size folders• Order one per file drawer.• Finish: Black

Lateral Files



DESCRIPTION

Storage with drawers.

SPECIFICATION OPTIONS

product #: See charts below
finish: See page 7
pull: See page 9


ORDER EXAMPLE

product #: Q5FLFSQP-2-30-MET
finish: DT Dark Tone
pull: Designer pull - Cloud White/Red -
+ \$75 (see upcharge below)

Options/Notes

- Freestanding 3- and 4-drawer lateral files must be bolted together or bolted to a wall.
- Specify pull when ordering.
- Designer pull has color options: specify color when ordering. (See page 9)
- Bar Pull will be shipped in box on ALL orders, Premium Pulls will ship separately.

FREE-STANDING 2-DRAWER LATERAL FILE WITH TOP CAP

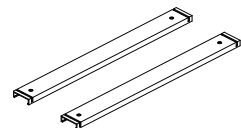


PART #	HEIGHT	WIDTH	DEPTH	PRICE	NOTES
Q5FLFSQP-2-30-MET	27.5"	30"	20"	\$1,239	<ul style="list-style-type: none">• Supporting lateral file with lock and finished top cap.• Square drawer pulls, silver color. Square drawer front.• Order front to back file bars.• Order counterweight to convert to free-standing lateral file.• Specify pull when ordering• Designer Pull has color options: specify color when ordering. (see page 9)
Q5FLFSQP-2-36-MET	27.5"	36"	20"	\$1,503	
WEDGE, DESIGNER OR SLANT PULL				+ \$50	

LATERAL FILE COUNTERWEIGHT

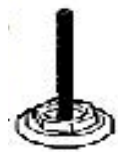
PART #	USAGE	PRICE	NOTES
Q5FLFCW-30	use with 30" W lateral file*	\$69	<ul style="list-style-type: none">• Attaches securely to the inside back of the lateral file.• For use with 2-Drawer lateral files only.• [*] Includes one 20 lb counterweight• [**] Includes two 20 lb counterweights, for a total of 40 lbs of counterweight
Q5FLFCW-36	use with 36" W lateral file**	\$104	

FRONT-TO-BACK FILE BARS



PART #	HEIGHT	WIDTH	DEPTH	PRICE	NOTES
Q5FFB	3/8"	1 3/16"	15 11/16"	+ \$26	<ul style="list-style-type: none">• Front to back file bars.• Package of two.• Order one package of two per drawer.• Color: Black.

EXTENDED GLIDES




PART #	HEIGHT	WIDTH	DEPTH	PRICE	NOTES
FLFEG4.2				\$53	<p>Lateral file extended glide 2", pack of 4, for use with metal 2 drawer lateral files.</p> <p>Order (1) pack per lateral file.</p> <p>No finish selection</p>

Accessories

DESCRIPTION	
Workstation accessories.	
SPECIFICATION OPTIONS	ORDER EXAMPLE
product #: See charts below finish: See page 7	product #: Q5FTB.24 finish: CW

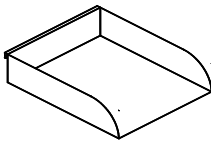
Options/Notes
• N/A

TOOL BARS



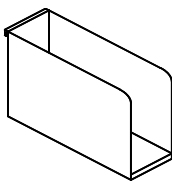
PART #	HEIGHT	WIDTH	DEPTH	PRICE	NOTES
Q5FTB.24	3.5"	24"	0.75"	\$81	• Attaches to a panel of same width. • Mounting hardware included.
Q5FTB.30	3.5"	30"	0.75"	\$99	
Q5FTB.36	3.5"	36"	0.75"	\$116	
Q5FTB.42	3.5"	42"	0.75"	\$134	
Q5FTB.48	3.5"	48"	0.75"	\$149	

FLAT PAPER TRAY



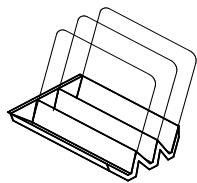
PART #	HEIGHT	WIDTH	DEPTH	PRICE	NOTES
Q5FFPT	3"	10"	12"	\$44	• Order tool bar separately.

VERTICAL SINGLE TRAY



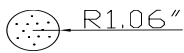
PART #	HEIGHT	WIDTH	DEPTH	PRICE	NOTES
Q5FVST	8"	4"	12"	\$42	• Order tool bar separately.

VERTICAL TRIPLE TRAY



PART #	HEIGHT	WIDTH	DEPTH	PRICE	NOTES
Q5FVTT	11"	12"	12"	\$82	<ul style="list-style-type: none">• Order tool bar separately.

CARPET GRIPPER



PART #	HEIGHT	WIDTH	DEPTH	PRICE	NOTES
Q5FTCG	-	2.125"	-	\$6	<ul style="list-style-type: none">• Plastic Gripper fits onto the adjustable glides of panel.• Finish: Black• Do not use on hard surface flooring.

Keyed Alike

DESCRIPTION

All, overheads, credenzas and towers can be keyed alike

SPECIFICATION OPTIONS

product #: See charts below

ORDER EXAMPLE

product #: METAL1-KEY-ALIKE-4

Options/Notes

- Keyed-Alike Lock Cores are sold in sets of 4.
- Each set includes four Lock Cores, each with two keys, all with the same lock number.
- Lock core removal/change keys will need to be ordered separately.
- Additional Lock Core Removal Keys and Master Keys are available.

KEYED-ALIKE LOCKS

PART#	DESCRIPTION	PRICE
METAL1-KEY-ALIKE-4	Lock Core Keyed-Alike (set of 4) - Type 1 Metal Storage	\$146
METAL1-KEY-ALIKE-6	Lock Core Keyed-Alike (set of 6) - Type 1 Metal Storage	\$220
METAL1-FCK	Lock Core Change Key - Type 1 Metal Storage	\$22
METAL1-FMK	Lock Core Master Key - Type 1 Metal Storage	\$22
METAL1-KEYBLANK	Key Blank - Type 1 Metal Storage	\$3