

DASH

PRICE BOOK



DASH products work hand in hand with you!

FRÍANT

ALL
WORKSTYLES
WELCOME

TABLE OF CONTENTS

INTRODUCTION		Credenza Elevations	32
Terms and Conditions	4	How to Order Legs in Dash	40
Standard Fabrics	7	How to Order Hutches	42
Pattern Direction	8	How to Align Towers with Hutches	43
Standard Finishes	9	How to Specify My-Hite 2 Piece Extended Corners	44
Combining with Interra	10	Modesty Panel Guide	45
Powering Dash	11		
How to Order Dash	12		
Grommet Locations	13-20		
Power Grommets	21		
Pull Options, Dash Storage	22		
Supporting and Mobile Pedestals	23		
Freestanding Towers	24		
Supporting Credenza Units	25		
Credenza and Overhead - Top, Front & Casing Selection	26		
Credenza - Grommet Color Selection	27		
Filing Guide	28		

TABLETOPS

Resting Tabletops	47
Freestanding Tabletops	49
Return Tabletops	51
Resting Bridge	52
Freestanding Bridge	53

TABLES

Conference Tables	
Tabletops	55
Leg Base	56

MY-HITE WORKSURFACES

Rectangular	58
Corner	60
90° Extended Curved Corner	61
Rectangular Extension	64
D-Shaped	65
Wedge	66
120° Corner 90° Ends	67
120° Corner 120° Ends	68

ELECTRICAL DISTRIBUTION

Table Power Components	69
------------------------	----

CREDENZAS

26" High	
Two Section Credenzas	71
Three Section Credenzas	91
29" High	
Two Section Credenzas	110
Three Section Credenzas	131
Shared Credenzas	149

ELECTRICAL DISTRIBUTION FOR CREDENZA

Credenza Power: Single Circuit	154
Credenza Power: 4 Circuit	155

STORAGE

Supporting Pedestals	159
Mobile Pedestals	161
Lateral Files	162
Mobile Credenza	166
Hutch Overheads	167
Hutch Overhead Support	171
Wall Mounted Overheads	172
Towers	175
Lockers	181
Wardrobes	182
Bookcases	184
Storage Cabinets	204

INTERRA CONNECTORS

Panel Mount Kit	209
Credenza Bracket	209
Corner Bracket	209

COMPONENTS

Modesty Panel	211
Wall Mounted Tackboard	212
Privacy Screen, Fabric	215
Privacy Screen, Marker Board	216
Privacy Screen, Laminate	217

ACCESSORIES

Power Grommet	219
Mesh Wire Manager	220
Desk Mounted Power Unit	220
Monitor Arms	221
Tabletop Shelf	222
LED Tasklight	222
File Bars	222
Pulls	223
Keyed Alike	225

Terms and Conditions

PRICES

All Prices are F.O.B. point (Continental U.S.). We reserve the right to change prices without prior notice.

ORDERING

Purchase Orders should be sent to Friant & Associates, LLC at orders@friant.com, or faxed to (510) 535-6895. If your specifications were created with CAP, GIZA, or Project Matrix please send the worksheet (SP4) with your Purchase Order.

TERMS

Net 30 days from date of invoice. Invoices are delinquent if not paid 30 days from date of invoice. In the event timely payment is not made, interest will be charged at the rate of 1.5% per month on delinquent accounts. Buyers will also be liable for normal collection costs and attorney's fee. 50% deposit is required with every order, unless prior arrangements have been made.

ORDERS

Orders are only accepted by issuance of our formal acknowledgment, and are subject to the terms set forth herein and on our order acknowledgment. It is the responsibility of the buyer to review our acknowledgment for accuracy.

LEAD TIME

Lead times are subject to availability.

SHIPPING

Friant generally palletizes, boxes and/or shrink-wraps its products. If buyer requests additional packaging or special shipping, then it is responsible for any extra costs that result. Buyer obtains title to products and assumes the risk of loss for them upon shipment from Friant's plant.

CLAIMS

We are not responsible for damage suffered in transit. Merchandise should be inspected for possible freight damage upon delivery. The consignee should file for damage or shortages with the carrier within 5 days of delivery. You are also protected for "concealed damage" if you file claim with the carrier within 5 days of delivery. Buyer must make all claims against Friant for defects, errors or shortages in writing within 10 days after delivery. Failure to make such a claim shall constitute full acceptance.

RETURNS

No merchandise may be returned without our written consent and shipping instructions. Unauthorized returns will not be accepted and will be returned freight collect.

PARTIAL SHIPMENTS

We will make every attempt to ship orders complete and on schedule. However, we reserve the right to make partial shipments, as merchandise is ready. Invoices covering these shipments are to be paid as they become due.

ORDER CHANGE — CANCELLATIONS

Our order confirmation is final and binding. Any order change or cancellation is subject to our ability to conform. For the most up to date information, always review the order change/cancellation policy online. Allowable changes within the posted policy must be made in writing.

SHIPMENT AND PREPAID FREIGHT

Unless otherwise instructed, we reserve the option to ship by what is, in our opinion, the best possible way. Upon request, we will prepay and add freight for accounts with established credit.

DELIVERY

We are not liable for delay or failure of delivery due to strikes and/or differences with workmen, war, riot, fire, compliance with government regulations, acts of nature, failure or delays of sources of supply, or any other causes beyond our control.

STORAGE

If buyer cannot accept delivery when merchandise is ready, we reserve the right to transfer goods to storage. Costs of transfer and storage will be charged to the buyer's account, and we will deem such transfer as constituting shipment for all purposes, including invoicing, as of the date the transfer is made.

Terms and Conditions continued..

CONSTRUCTION — SPECIFICATIONS

All items are produced to price list specifications unless otherwise advised. All dimensions shown are approximate. Manufacturer reserves the right to make modifications and/or improvements without prior notice.

FABRIC APPLICATION

Standard fabric application is non-directional. Friant & Associates is not responsible for charges associated with replacement of products due to incorrect specifications. Certain product construction and sizes require fabric to be applied only Directionally or Non-Directionally. See individual pricebook specifications for details.

Friant & Associates is not responsible for charges associated with replacement of products due to incorrect specifications.

CUSTOMER'S OWN MATERIAL

Yardage requirement is based on 66" wide plain covering material, and must be increased if less than 66" wide. Special instructions for handling material (pattern, directional fabric, right side of reversible fabric, etc.) must be submitted in writing before fabric is delivered. In the absence of special instructions, we reserve the right to use our own judgment. We reserve the right to reject any covering, which in our opinion, is unsuitable for our upholstery purposes. However, in no instance shall we be held responsible for unsatisfactory results due to use of covering unsuitable for our upholstery methods.

We will not be responsible for errors caused by buyers not supplying us with sample cuttings attached to their order giving full identification of covering material, (name of supplier, covering name, number and color) for identification purposes and advising us of model number and quantity to which each cover is to be applied.

Customer's own material that is shipped freight collect will be refused. A service charge will be applied for the return of unusable C.O.M. Contact factory.

RIGHTS AND WARRANTIES — LIMITED LIFETIME WARRANTY

This warranty is given to the initial purchaser and is valid from the date of purchase, for as long as the initial purchaser owns the product. This warranty covers defects in material and craftsmanship found during normal usage of the product during the warranty period. Normal usage is defined by 8 hour shifts in the product's intended application and in an indoor environment that conforms to the ANSI/ASHRAE Standard 55: Thermal Environmental Conditions for Human Occupancy (relating to air temperature, mean radiant temperature, air velocity, clothing insulation, metabolic rate, and humidity). Friant's warranty does not cover usage other than normal usage as defined in the previous sentence. If the product is defective, and if written notice of the defect is given to Friant & Associates within the applicable warranty period, Friant & Associates, at its option, will either repair or replace the defective product with a comparable component or product. This warranty applies to all products except as noted below.

High wear parts, such as wood veneer, fabrics, laminates and other covering material/finishes, foam, glides, etc. are warranted for one (1) year. This warranty does not apply to damage caused by a carrier, alteration to the product not expressly authorized by Friant & Associates, nor to product considered to be of a consumable nature such as bulbs, light ballasts, etc. It also does not apply to "Customer's Own Material" (i.e. material specified by the customer that is not a standard Friant & Associates offering) used in the manufacture of Friant & Associates products.

Our warranty for LED lights is 2 years.

Friant & Associates does not warrant the matching of colors, grain or texture, except to within commercially acceptable standards. This includes normal variations between dye lots (fabrics).

A product will not be considered defective, and Friant & Associates will not be obligated to replace it, if it is not installed in a proper manner (i.e. product not leveled, not secured properly, etc.) or if it is not used in a manner and/or in an environment that constitutes normal usage, as defined above.

Except as noted above, Friant & Associates makes no express or implied warranties to any product, and in particular makes no warranty of fitness for any particular use. At Friant & Associates' option, product repair and replacement is the customer's exclusive remedy for any and all product defects.

Friant & Associates shall not be liable for consequential, economic, or incidental damages arising from any product defect.

continued...

Terms and Conditions continued..

CALIFORNIA PROP 65 WARNING

Products in this catalog can expose you to chemicals including wood dust, which is known to the State of California to cause cancer or birth defects or other reproductive harm. For more information go to <https://www.p65warnings.ca.gov/products/furniture-products>.”

CARB

Friant products are CARB 93120 compliant for formaldehyde (phase 2)

TSCA TITLE VI

Friant products are TSCA Title VI Compliant

MAS

Accredited Compliance Designation - ANSI/BIFMA x7.1 & e3-2014 7.6.1, 7.6.2, 7.6.3

California Dept. Of Public Health Standard Method v1.2

Conforms With: LEED v4

Criteria of MAS Certified Green ® Program

Standard Fabrics

JOURNEY		TERRAIN		SLIDE		SILKY		SKY	
PF801-1	Quest	PF701-1	Cloud	PF101-1	Caramel	PF401-1	Natural	PF301-1	Terra
PF801-2	Voyage	PF701-2	Dusk	PF101-2	Slate	PF401-2	Parids	PF301-2	Birch
PF801-3	Transit	PF701-3	Wave	PF101-3	Pewter	PF401-3	Overcast	PF301-3	Moss
PF801-4	Amble	PF701-4	Earth	PF101-7	Java	PF401-5	Graphite		
PF801-5	Odyssey			PF101-9	Sterling				
PF801-6	Caravan			PF101-10	Crema				
PF801-7	Expedition			PF101-13	Mustard				
PF801-8	Wayfare			PF101-14	Avocado				
				PF101-15	Pumpkin				
				PF101-16	Ocean				
				PF101-17	Blueberry				
				PF101-18	Cardinal				
				PF101-19	Flamingo				
				PF101-20	Serenity				
				PF101-21	Azure				
				PF101-22	Orchid				
				PF101-23	Plum				
				PF101-24	Raven				

LIMITED AVAILABILITY

SLIDE		SILKY		STICKS		PASSAGE	
PF101-4	Verde	PF401-4	Field	PF501-3	Sage	PF601-1	Gull
PF101-6	Vintage			PF501-4	Straw	PF601-2	Grove
PF101-8	Latte					PF601-3	Wing
PF101-12	Stem					PF601-4	Quartz
						PF601-5	Leaf
						PF601-6	Brook
						PF601-7	Trail
						PF601-8	Amber

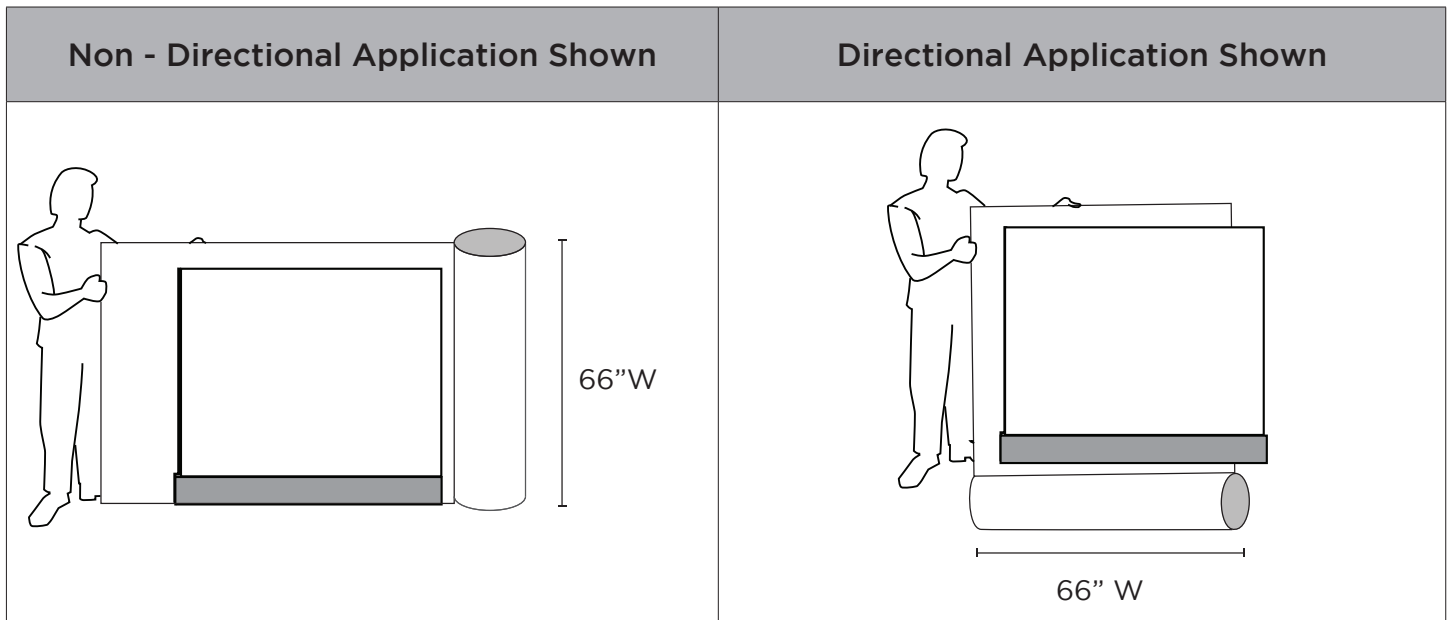
Fabric is scheduled for discontinuation when inventory is exhausted. Please contact Customer Service for current stock levels. After discontinuation fabric will be available with extended lead time, subject to minimum yardage requirements.

NOTES:

- Passage and Terrain are not available on acoustical panels, pedestal cushions, tackboards or fabric screens.
- Please refer to the Fabric Direction Section in the Materials Reference Guide on the Dealer Resource Center for more details: <http://dealers.friant.com/dealers/product-literature/>
- Order fabric / finish sample online at www.friant.com
- Colors may vary slightly between dye lots.

Pattern Direction

- Fabric direction is not always determined by the way the pattern is shown on memo sample.
- Certain product construction and sizes require fabric to be applied only Directionally or Non-Directionally.
- Some products have fabric applied either Directionally or Non-Directionally. (Upcharges may apply on some products, see price books for details).
- Please refer to our Materials Reference Guide on the Dealer Resource Center for specific pattern application defaults on all of our products : <http://dealers.friant.com/dealers/product-literature/>
- Our Customer Service Team is happy to answer any questions regarding fabric direction.



Standard Finishes

LAMINATE FINISHES

M1	Light Maple
M2	Light Cherry
M3	Medium Cherry
M4	Dark Mahogany
M5	Light Mahogany
M6	Light Gray
M7	Off White
M8	Gray Specks
M9	Cloud White
M10	Espresso
M11	Light Walnut
M12	Medium Walnut
M13	Licorice
M14	Carob
M15	Mousse
M16	Tundra
M17	Cocoa
M18	Capitan
M19	Fog
M20	Sandstone
M21	Medium Oak
M22	Harbor
M23	Bark
M24	Tarmac
M25	Winter
M26	Storm
M27	Medium Ash
M28	Arctic
M29	Raven

METAL FINISHES

BU Black Umber
 CW Cloud White
 SV Silver

GROMMET COLORS

BU Black Umber
 CW Cloud White
 SV Silver

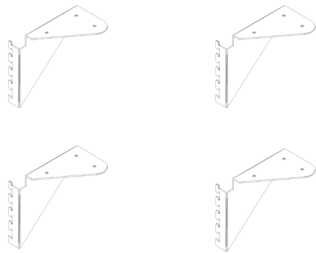
Order samples at www.friant.com

Please Note: Images are printed simulations and are not exact matches of finished product. Please request an actual sample from Friant or your sales consultant before specifying finishes.

DASH

Combining with Interra

DASH can easily be combined with Interra. See page 210.



panel mount kit (Set of 4 brackets)
Supports shared overhead hutch on top of Interra
Panel



credenza bracket (pair)
anchors Interra panels to DASH storage



corner bracket for worksurfaces ties DASH tabletops
to Interra panels

Powering Dash

ordering power for a credenza

Credenzas may be ordered with either single circuit plug-in or 4-circuit hardwire power. See below for an ordering guide:

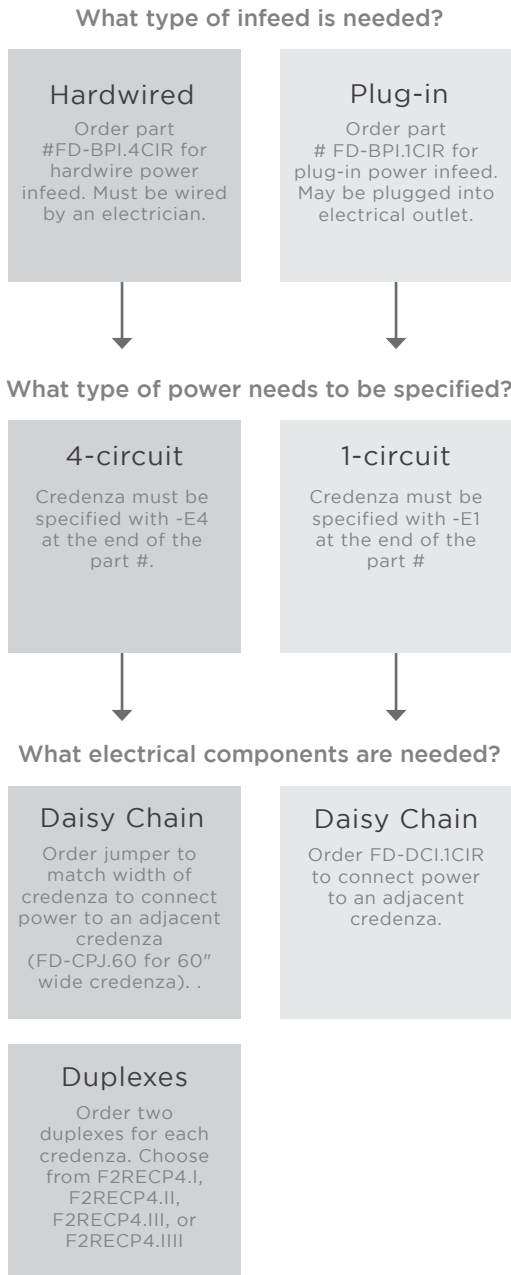


Figure C

power distribution options

Power single credenza

Order powered credenza by specifying -E1 or -E4
Single circuit power -E1 shown

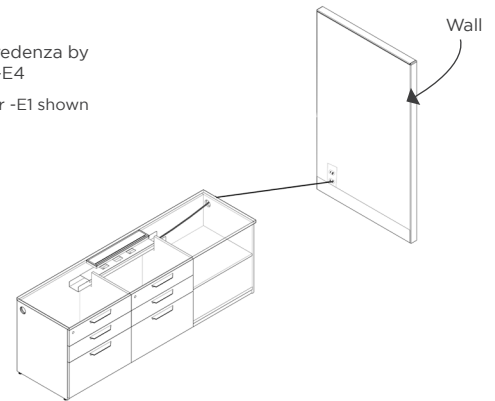


Figure D1

Powered Interra Panels

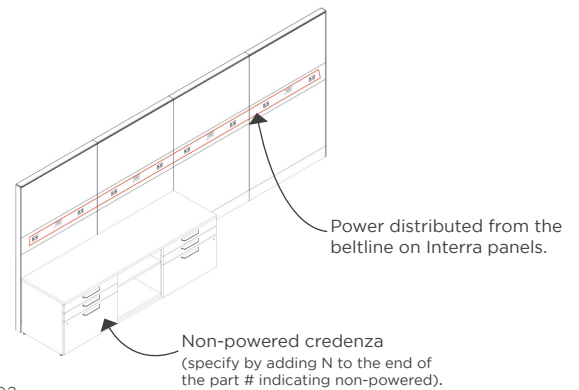


Figure D2

Daisy Chained Powered Credenza

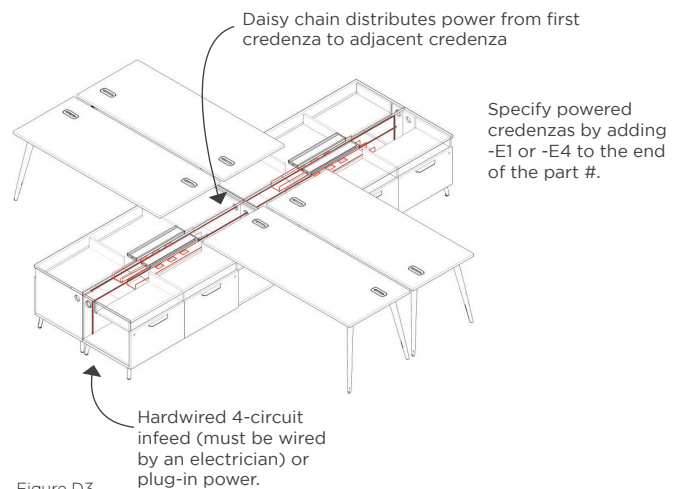


Figure D3

How to Order Dash

1 Select a tabletop

Options include freestanding, resting and bridge starting from page 47 onwards.

Also, choose from multiple leg options. See page 40 for leg options.

The resting and bridge tabletops require supporting storage.



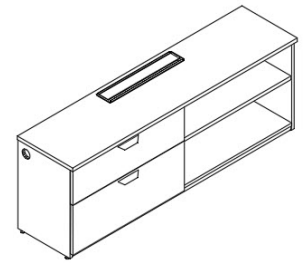
Left shown


Choose	Specify Part #	Specify Finish	Specify Legs
	FD-DA26-3054-L	Light Maple	Taper

2 Select supporting storage

Serves as both storage and support for unsupported tabletop styles.

Options for 26" high supporting storage include pedestals and two section, three section and shared credenzas

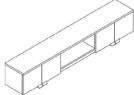
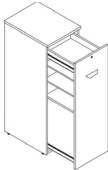


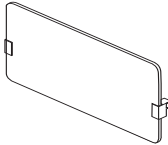

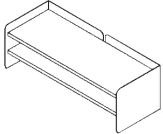


Choose	Specify Part #	Specify Finish for Top, Casing & Front
	FD-LC26-1860-1L-B*	Top: light maple Casing: white Front: light maple

*Note the left (L) and right (R) options in the part numbers when ordering.

3 Select additional items to complete your system

Options include:

Overhead Storage	Storage Towers	Pedestals	Tables	Privacy Screens	Power	Accessories
						

Specify finish (be sure to note the left (L) and right (R) options in the part numbers, when applicable)


Grommet Locations

Dash Tabletops

1 Select a Dash worksurface

Dash tops do NOT come with grommets standard. To have a grommet included, please use the three letter codes shown here to specifying location.

Grommets can be added to freestanding and resting tabletops only.

Choose	Specify Part #	Specify Finish for top and support
	FD-DA26-2454-L	top: Bark support: SV

2 Select a grommet location

Specify positioning by using the three letter location.



CODE	POSITION
GDL	9" from left side - 5.5" from rear
GDR	9" from right side - 5.5" from rear
GDC	Centered from side to side - 5.5" from rear

Dimensions are measured from grommet center to top edge.

For other grommet locations, please call Friant customer service.

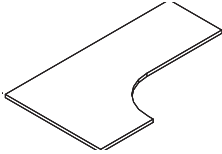
Grommet Locations

My-Hite Tabletops

1 Select a My-Hite worksurface

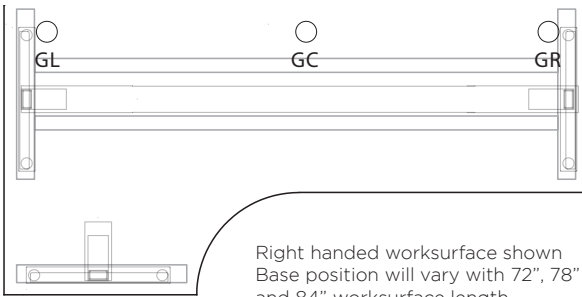
My-Hite tops have optional grommets. Please use the two letter codes shown here when specifying location of grommets.

Grommets are 3" round with cover standard.

Choose	Specify Part #	Specify Finish
	FDECCWS.23345823R	Bark

2a Select a grommet location

Specify positioning by using the two letter location.

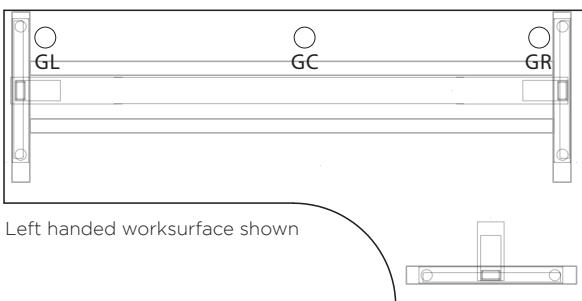

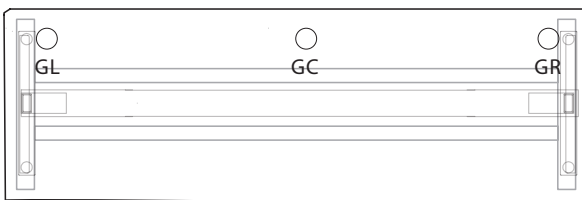


CODE	POSITION
GL	4" from left side - 4" from rear
GR	4" from right side - 4" from rear
GC	Centered from side to side - 4" from rear

Dimensions are measured from grommet center to top edge

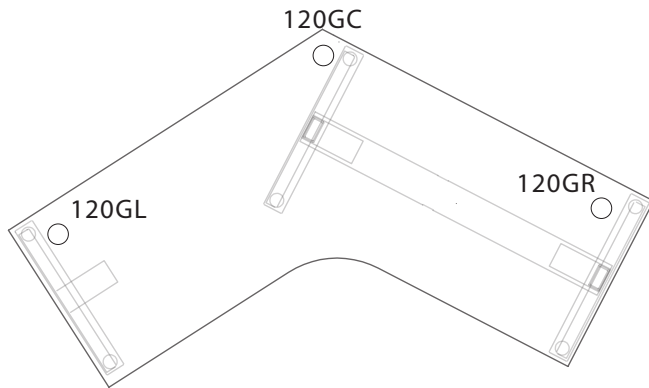
For other grommet locations, please call Friant customer service.

Please Note: Only the GC location is available on the D-Shaped worksurface.



Grommet Locations

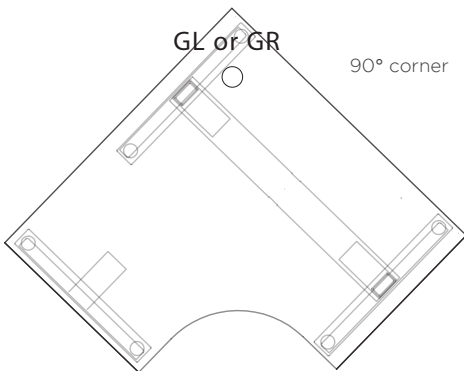
2b Select a grommet location, 120° Tops



CODE	POSITION
120GL	4" from left side - 4" from rear
120GR	4" from right side - 4" from rear
120GC	Centered from side to side - 4" from rear

Dimensions are measured from grommet center
 For other grommet locations, please call Friant customer service.
 Grommets are 3" round with cover standard

2c Select a grommet location, 90° Equal Corners



CODE	POSITION
GL or GR	4" from from corner

Dimensions are measured from grommet center
 For other grommet locations, please call Friant customer service.
 Grommets are 3" round with cover standard

Power Grommet Locations - Notch Cutouts, My-Hite Worksurfaces

FRIANT Power Grommet notch cutouts are required when specifying a Power Grommet on a worksurface supported by a My-Hite C-Leg adjustable height table base. Choose the size of power grommet (5x8 only) and cutout location (left, center or right). Specify Power Grommets on page 21. An upcharge of \$75 applies for cutouts.

NOTE: Notch cutouts only available with 5x8 Power grommets and C-leg bases.

1 Select a My-Hite worksurface

My-Hite worksurfaces (starting on page 26)

2 Select a power grommet notch cutout location

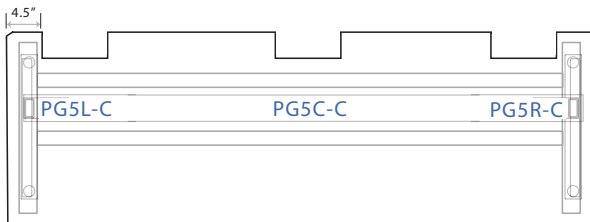
Less than 72"

CODE	POSITION (Specific to worksurfaces 72" and below)
PG5L-C	4.5" from left side
PG5C-C	Centered
PG5R-C	4.5" from right side

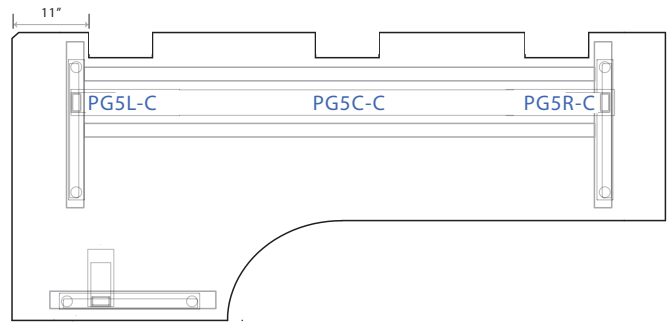
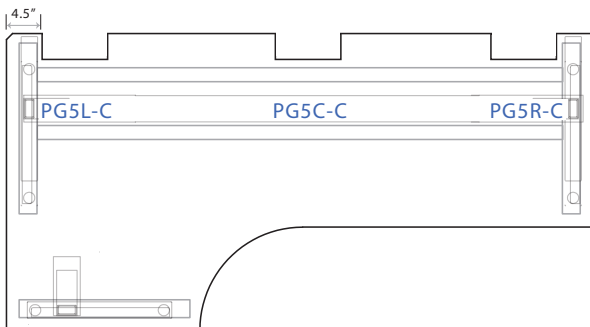
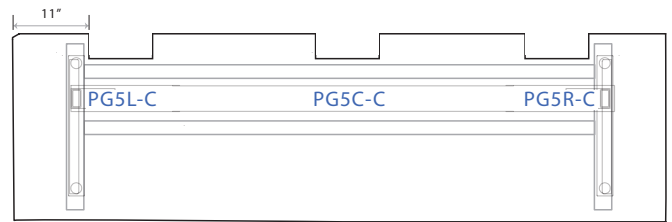
Over 72"

CODE	POSITION (Specific to 78" and 84")
PG5L-C	11" from left side
PG5C-C	Centered
PG5R-C	11" from right side

Less than 72"





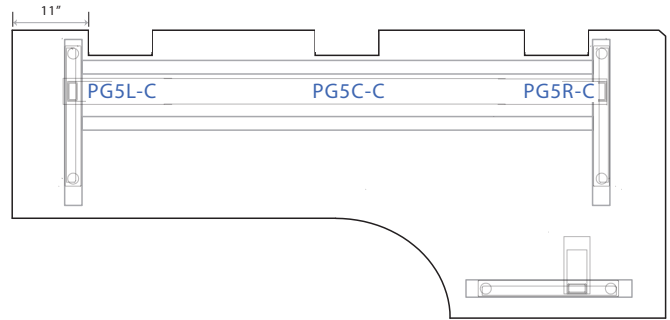
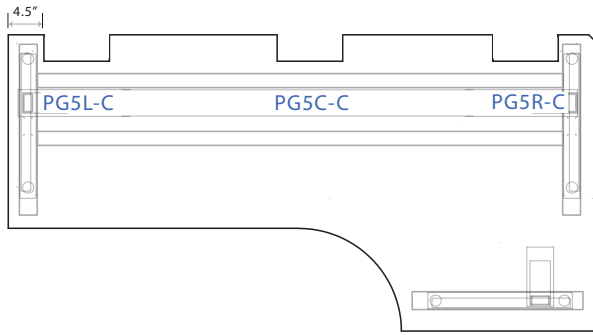
Over 72"



DASH

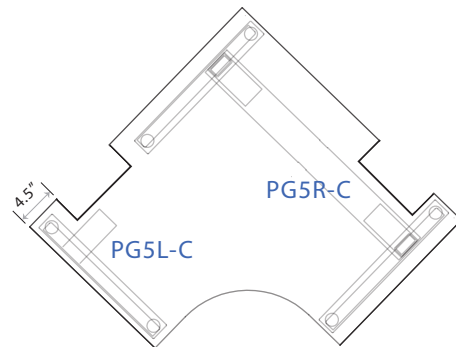
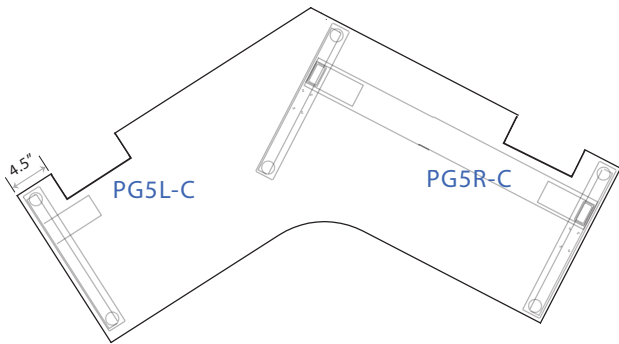
Less than 72"

Over 72"



Positions for 120° worksurfaces:

Positions for 90° equal corner worksurfaces:



Power Grommet Locations - Interior Cutouts, My-Hite Worksurfaces

FRIANT Power Grommet interior cutouts are used when specifying a Power Grommet on a worksurface supported by a My-Hite T-Leg adjustable height table base. Choose the size of power grommet (5x8 or 6x8) and cutout location (left, center or right). Specify Power Grommets on page 21. An upcharge of \$75 applies for cutouts.

NOTE: Standard position Interior cutouts are not compatible with C-leg bases.

1 Select a My-Hite worksurface

My-Hite worksurfaces (starting on page 26)

2 Select a power grommet interior cutout location

Less than 72"

CODE	POSITION (Specific to worksurfaces 72" and below)
PG6L	4.5" from left side, 1.5" from back
PG6C	Centered, 1.5" from back
PG6R	4.5" from right side, 1.5" from back
PG5L	4.5" from left side, 1.5" from back
PG5C	Centered, 1.5" from back
PG5R	4.5" from right side, 1.5" from back


Over 72"

CODE	POSITION (Specific to 78" and 84")
PG6L	11" from left side, 1.5" from back
PG6C	Centered, 1.5" from back
PG6R	11" from right side, 1.5" from back
PG5L	11" from left side, 1.5" from back
PG5C	Centered, 1.5" from back
PG5R	11" from right side, 1.5" from back

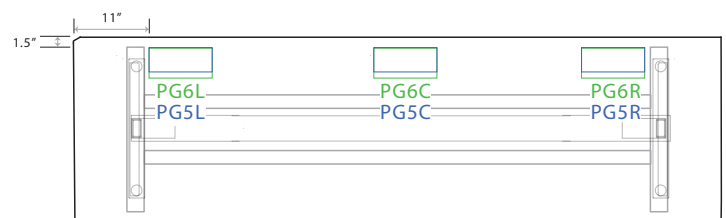
120° and 90° worksurfaces

CODE	POSITION (Specific to 120° and 90°)
PG6L	4.5" from left side, 1.5" from back
PG6C	Centered, 1.5" from back
PG6R	4.5" from right side, 1.5" from back
PG5L	4.5" from left side, 1.5" from back
PG5C	Centered, 1.5" from back
PG5R	4.5" from right side, 1.5" from back

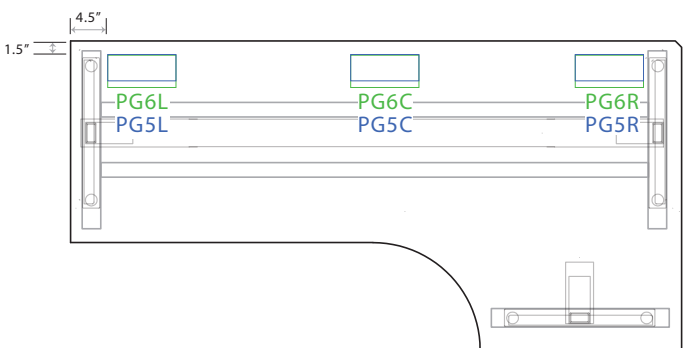
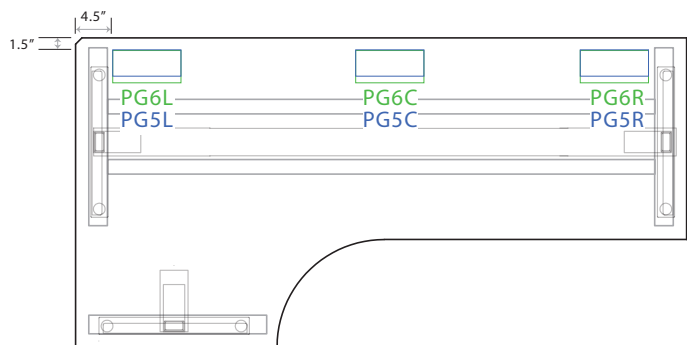
Less than 72"




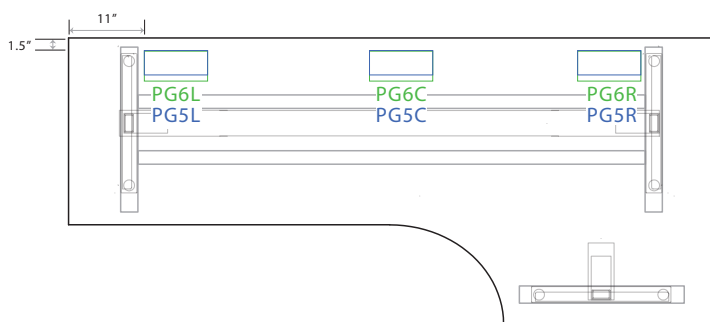
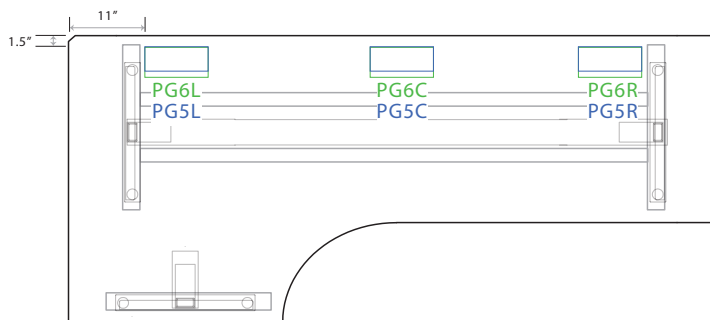
Over 72"



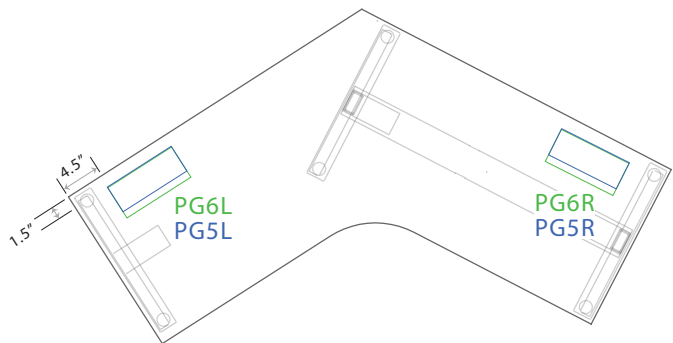
Less than 72"



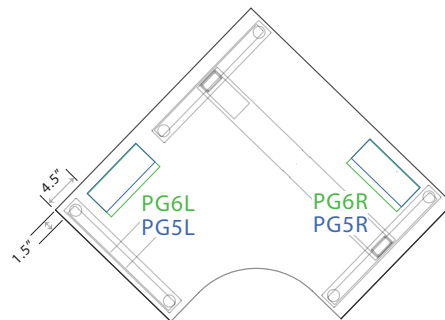
Over 72"



Positions for 120° worksurfaces:



Positions for 90° equal corner worksurfaces:

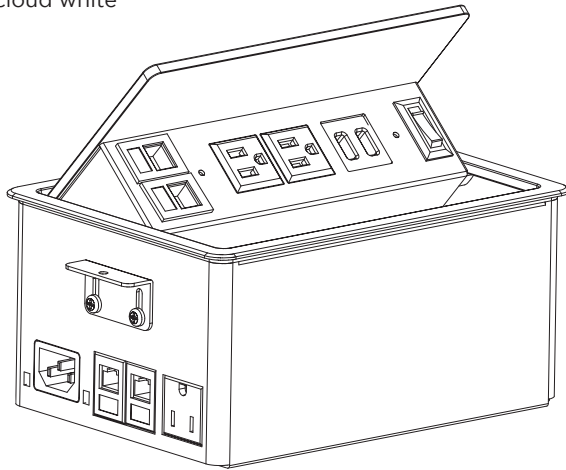


Power Grommet

FRIANT power grommets are available to meet different worksurface power and data needs. Choose the color of the power grommet (brushed aluminum, brushed charcoal, or cloud white). Specify power grommets on page 219.


3 FINISHES AVAILABLE

Brushed aluminum, brushed charcoal and cloud white



INCLUDES SPRING CORD

(Not shown) For connection to power source



POWER GROMMETS

6x8

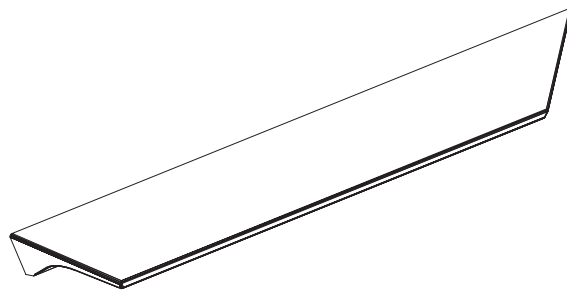
- (2) CAT6 Data Ports
- (4) Power Outlets
- (2) USB Ports

5x8

- (2) CAT6 Data Ports
- (3) Power Outlets
- (2) USB Ports

Pull Options, Dash Storage

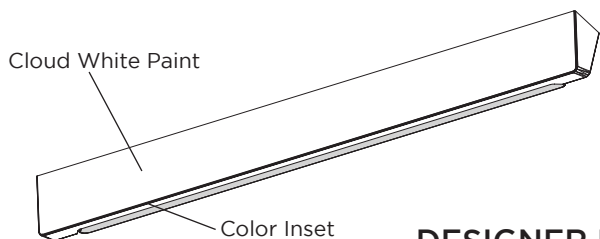
You have multiple pull options. Please specify type when ordering. If you have any questions, please contact Friant Customer Service or your local sales rep.



WEDGE PULL

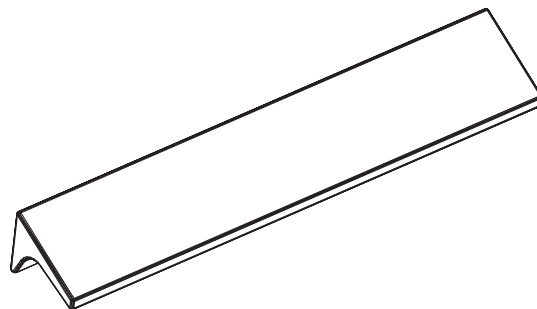
(default pull)

Brushed metal finish



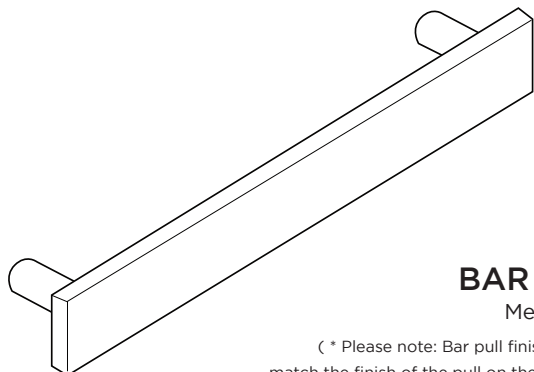
DESIGNER PULL

Cloud White/Red,
Cloud White/Green,
Cloud White/Grey



SLANT PULL


Brushed metal finish



BAR PULL

Metal finish

(* Please note: Bar pull finish does not match the finish of the pull on the DASH wall mounted overheads.)



Supporting and Mobile Pedestals

FRIANT pedestals are laminate (pg 159 onwards) and available in a variety of options to meet different storage needs. Choose the color (casing, top, and front) and pull that you prefer.

PULLS

FRIANT offers 3 different pull options to choose from. (Wedge is default pull)

LOCKING

Keyed alike option is available.

FRONT TO BACK FILE BAR

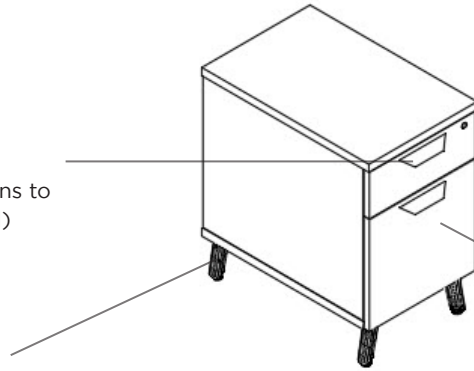
Front to Back file bar is included. Order side to side file bar separately for all pedestals.

FOOT OPTIONS

Available with Taper or Inset feet or with base.

SUPPORTING

Able to support resting tops



MOBILE PEDESTALS, 24" High

OPTIONAL CUSHION

Mobile pedestals can be topped with a fabric covered cushion.
NOTE: **Passage and Terrain fabric not available on cushion.** COM is an option.

BOX/FILE MOBILE PEDESTAL

Top of pedestal is finished.

LOCKING

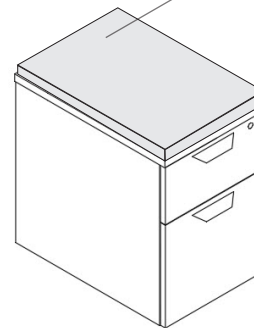
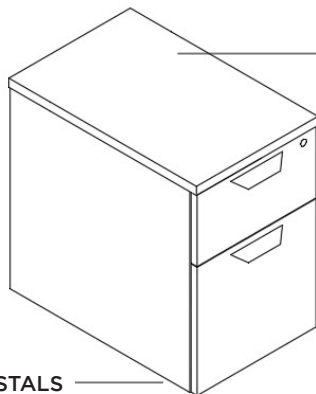
Keyed alike option is available.

BOX/FILE PEDESTALS

Ship standard with casters.

FRONT TO BACK FILE BAR

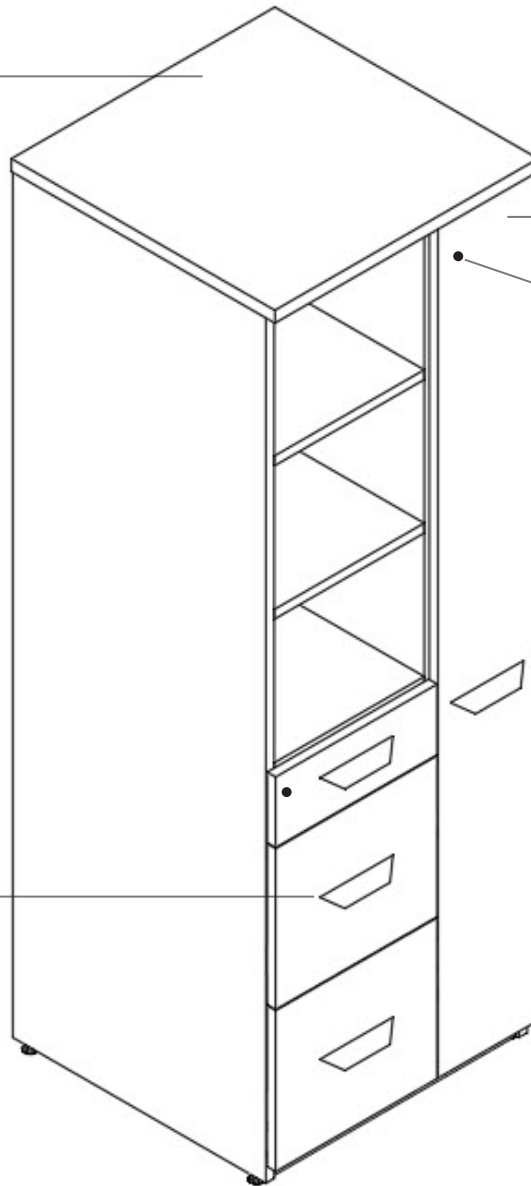
Front to Back file bar is included. Order side to side file bar separately for all pedestals.



Freestanding Towers

FRIANT towers (pg 175 onwards) are available in a variety of combinations of drawers, shelves and doors. Specify the type of storage, laminate finishes and type of pull.

TOP
Finished top cap



WARDROBE
Wardrobe can be ordered on either right hand or left hand side

LOCKING
Keyed alike option is available.
(2) Lock cores per tower.

PULLS
FRIANT has 3 different pull options to choose from. See pg 22.
(Wedge is default pull)

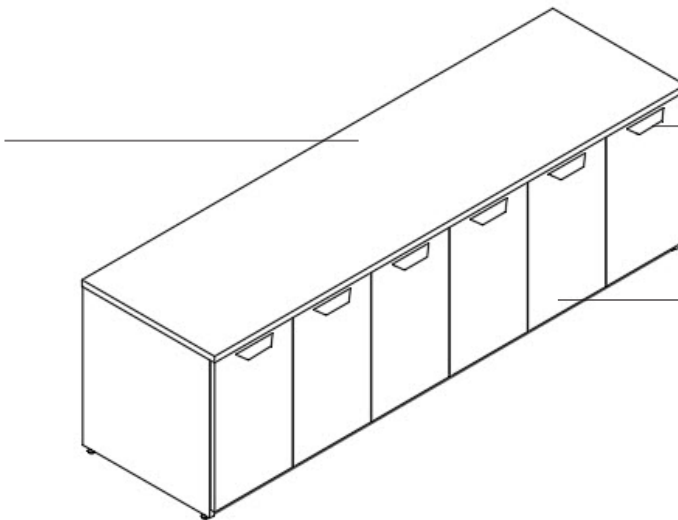
SIDE TO SIDE FILE BAR
Side to side file bar is included. Order front to back file bar separately.

Supporting Credenza Units

FRIANT credenzas (pg 70 onwards) are available in a variety of options to meet different storage needs. Specify the type of storage, laminate finishes and type of pull.

FINISHES

Three parts of the credenza are specified individually: top, front and casing. See page 9 for laminate options.



PULLS

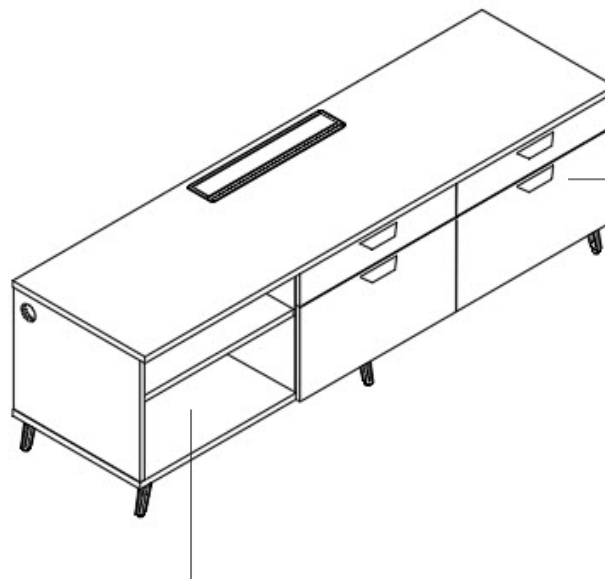
FRIANT has 3 different pull options to choose from (Wedge is default)

SWING DOOR

in front of adjustable shelf.

LOCKING

Keyed alike option is available.



DRAWERS


OPEN SHELVING

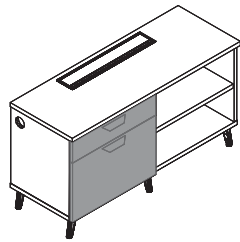
Credenza unit may be ordered with open adjustable shelving.

Credenza and Overhead - Top, Front and Casing Finish Selection

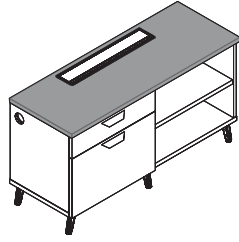
To specify top, front and casing laminate finish see (standard finishes) page 9

Credenza

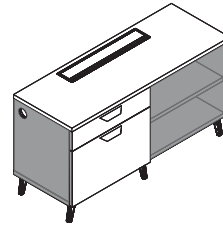
Choose	Specify Part #	Specify Finish for Top, Casing & Front
	product #: FD-LC26-1836-1L-F-*	top: M13 Licorice casing: M13 Licorice front: M13 icorice



Front

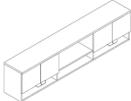


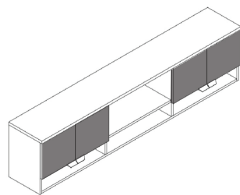
Top



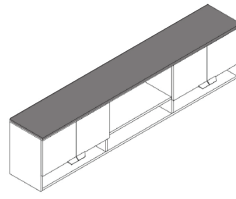
Casing

Overhead with doors

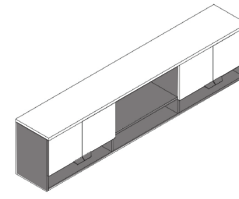
Choose	Specify Part #	Specify Finish for Top, Casing & Front
	product #: FD-OS-2060-J	top: M13 Licorice casing: M13 Licorice front: M13 Licorice



Front

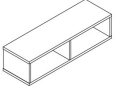


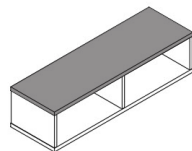
Top



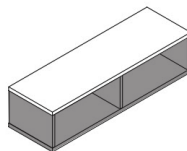
Casing

Overhead with no doors

Choose	Specify Part #	Specify Finish for Top, Casing & Front
	product #: FD-OS-1236-C	top: M13 Licorice casing: M13 Licorice



Top



Casing

Credenza - Grommet Color Selection

Grommets are included in the Credenza depending on the type of the credenza selected. To specify grommet color, see page 9

Grommet color selection applies to both top & side grommets.

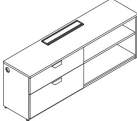
Specify electrical part by replacing * with:

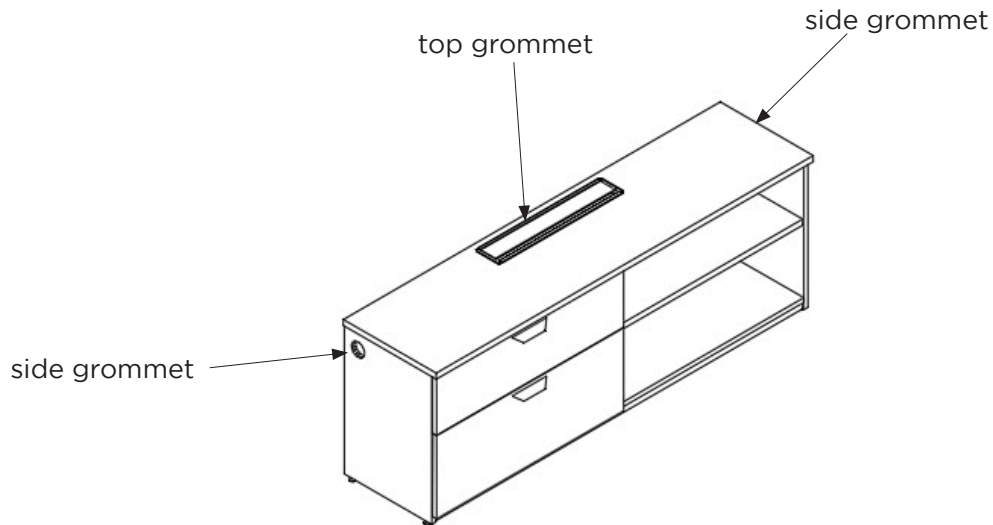
ND - non-powered with no flip up access door

N - non-powered with flip up access door

E1 - single circuit power

E4 - 4-circuit power

Choose	Specify Part #	Specify Grommet Color
	#: FD-LC26-1836-1L-B-*	SV



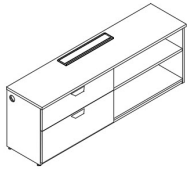
Filing Guide

Detail for all products offering filing per drawer


CREDENZAS - 18" Deep

Letter


Front to back filing



36"-54"



60"-72"



CREDENZAS - 18" Deep

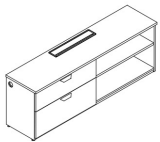
Legal

Front to back filing

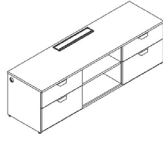
36"

42"- 66" & 78"- 84"

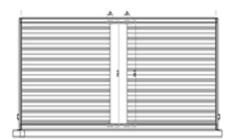
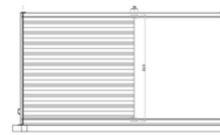
72"



36-72" wide



78"-84" wide



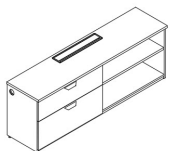
CREDENZAS - 24" Deep

Letter

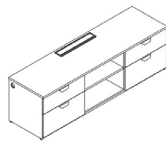
Front to back filing

36"-54" & 78"


60-72" & 84"



36-72" wide



78"-84" wide


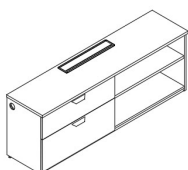


CREDENZAS - 24" Deep

Legal

Side to side filing

All Widths



DASH

Filing Guide

Detail for all products offering filing per drawer

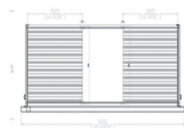
MOBILE CREDENZAS - 18" Deep,

Letter

Front to back filing



All Widths



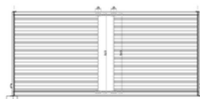
MOBILE CREDENZAS - 18" Deep,

Legal

Front to back filing



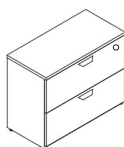
All Widths



LATERAL FILES - 24" Deep,



Letter

Front to back filing



30" - 36"

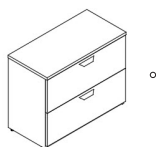
42"




LATERAL FILES - 24" Deep,

Legal

Side to side filing



All widths



Filing Guide

Detail for all products offering filing per drawer

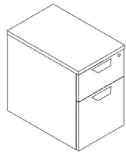
PEDESTALS - Supporting or Mobile, All Depths

Letter

Side to side filing

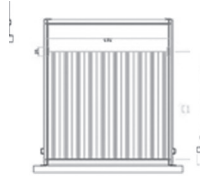


Supporting



Mobile

All Widths



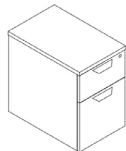
PEDESTALS - Supporting or Mobile, All Depths

Legal

Side to side filing




Supporting



Mobile

All Widths



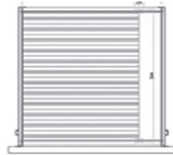
DASH

Filing Guide

Detail for all products offering filing per drawer

PEDESTAL TOWERS - 24" or 30" Deep Letter

Front to back filing




PEDESTAL TOWERS - 24" or 30" Deep Legal

Side to side filing


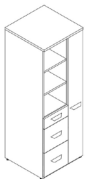


All widths



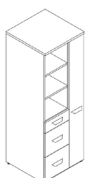
STORAGE TOWERS - 24" Deep Letter

Front to back filing




STORAGE TOWERS - 24" Deep Legal

Side to side filing



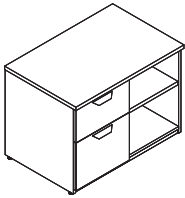
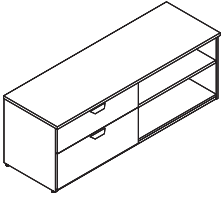
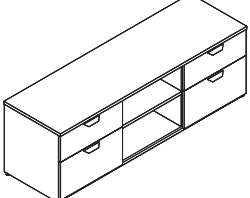
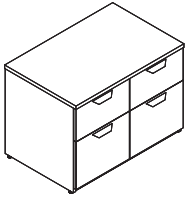
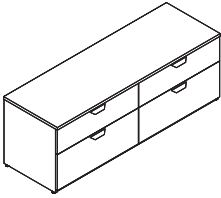
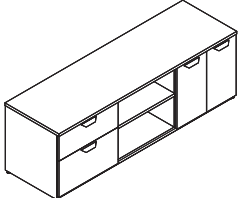
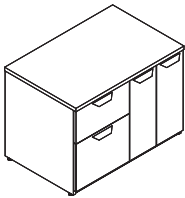
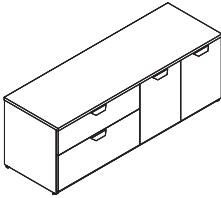
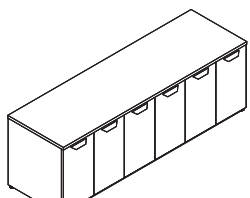
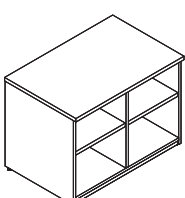
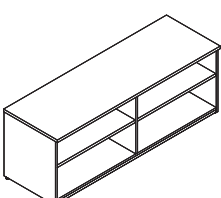
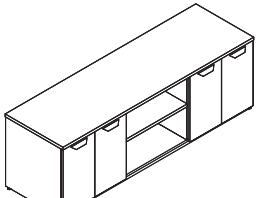
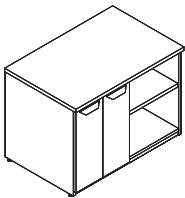
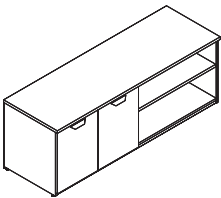
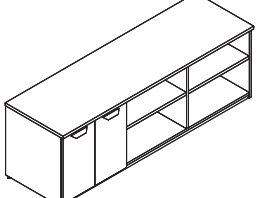
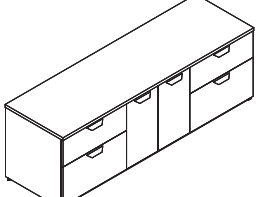
All widths



Credenza Elevations

Detail showing width of each type of credenza from smallest to largest.

26" High, Base

	2 Section		3 Section
Width	36"	72"	78" & 84"
Type 1			
	36" wide	72" wide	78" wide
Type 2			
	36" wide	72" wide	78" wide
Type 3			
	36" wide	72" wide	78" wide
Type 4			
	36" wide	72" wide	78" wide
Type 5			
	36" wide	72" wide	78" wide
Type 6		NA	
			78" wide

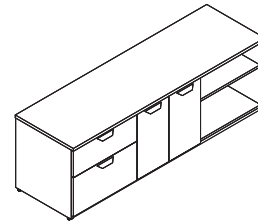
DASH

26" High, Base

Width 78" & 84"

Type 7

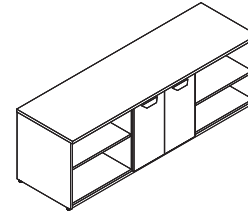
NA



78" wide

Type 8

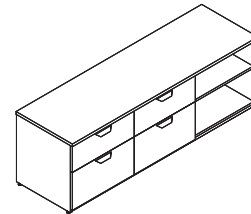
NA



78" wide

Type 9

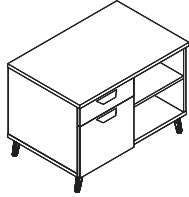
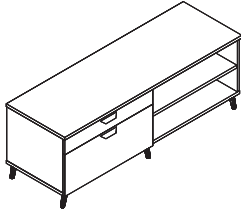
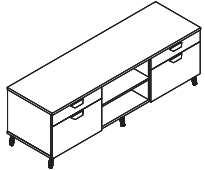

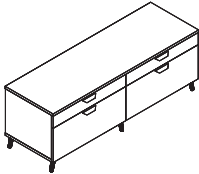
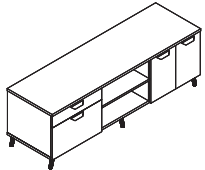

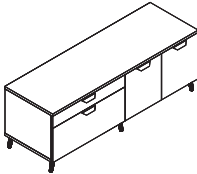
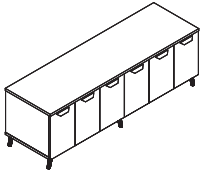
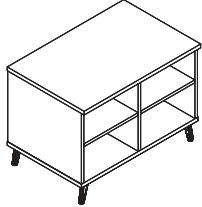
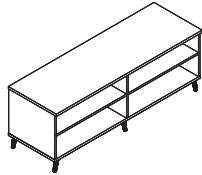
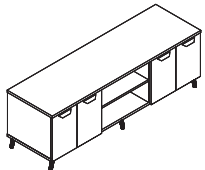
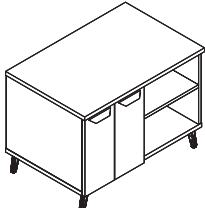
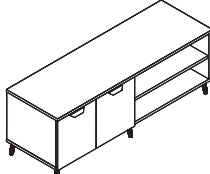
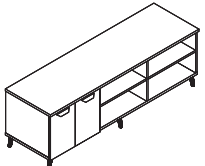
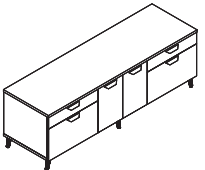
NA



78" wide

Credenza Elevations

26" High, Feet

	2 Section		3 Section
Width	36"	72"	78" & 84"
Type 1			
	36" wide	72" wide	78" wide
Type 2			
	36" wide	72" wide	78" wide
Type 3			
	36" wide	72" wide	78" wide
Type 4			
	36" wide	72" wide	78" wide
Type 5			
	36" wide	72" wide	78" wide
Type 6	NA		
			78" wide

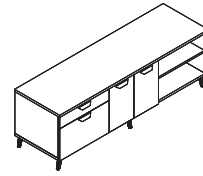
DASH

26" High, Feet

Width 78" & 84"

Type 7

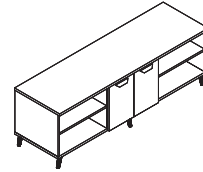
NA



78" wide

Type 8

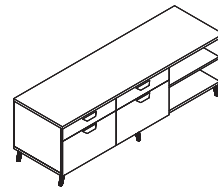
NA



78" wide

Type 9

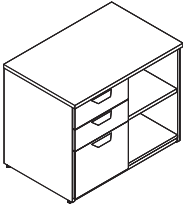
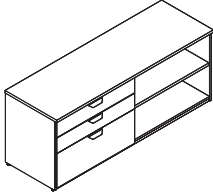
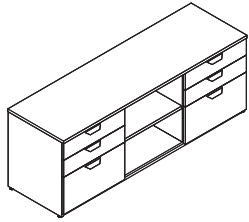
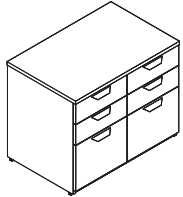
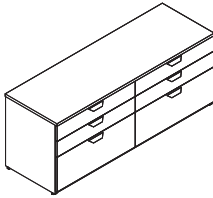
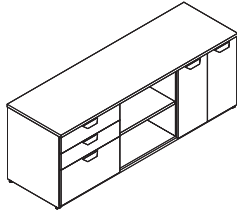
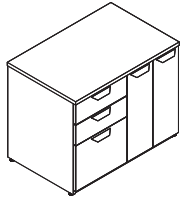
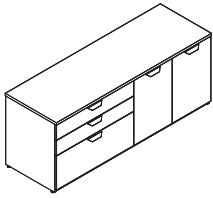
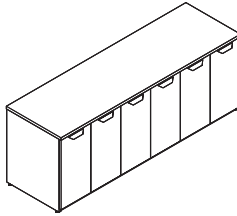
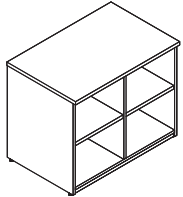
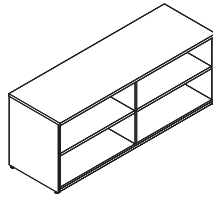
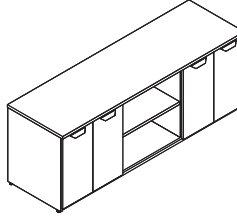
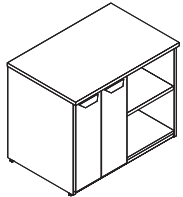
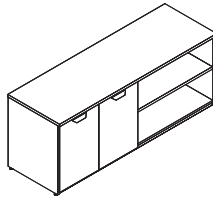
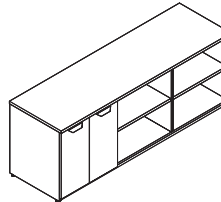
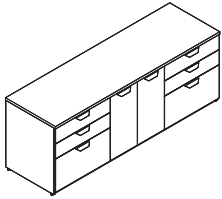
NA



78" wide

Credenza Elevations

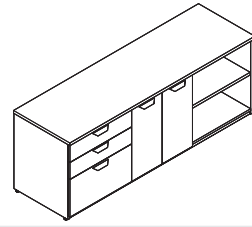
29" High, Base

	2 Section		3 Section
Width	36"	72"	78" & 84"
Type 1			
	36" wide	72" wide	78" wide
Type 2			
	36" wide	72" wide	78" wide
Type 3			
	36" wide	72" wide	78" wide
Type 4			
	36" wide	72" wide	78" wide
Type 5			
	36" wide	72" wide	78" wide
Type 6	NA		
			78" wide

Width 78" & 84"

Type 7

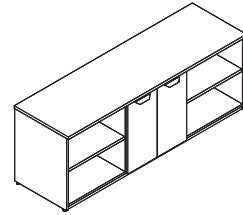
NA



78" wide

Type 8

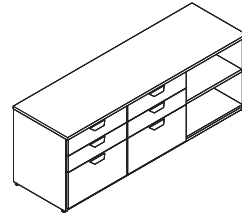
NA



78" wide

Type 9

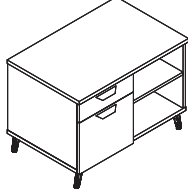
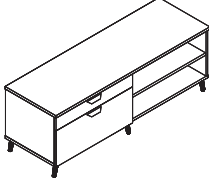
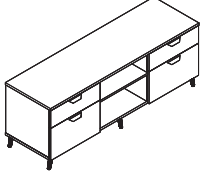

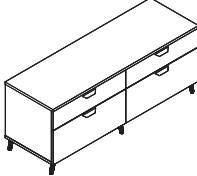
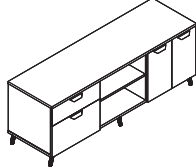

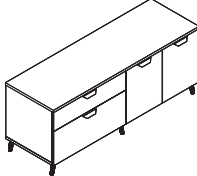
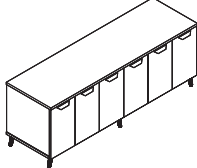
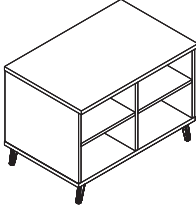
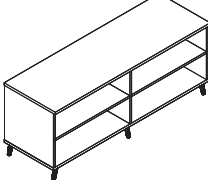
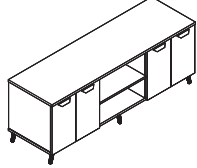

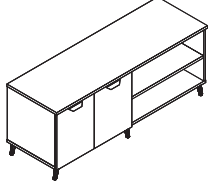
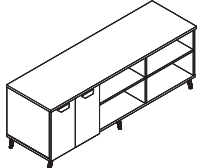
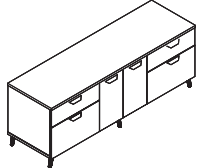
NA



78" wide

Credenza Elevations

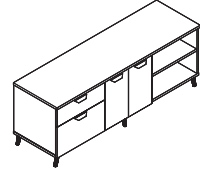
29" High, Feet

	2 Section		3 Section
Width	36"	72"	78" & 84"
Type 1			
	36" wide	72" wide	78" wide
Type 2			
	36" wide	72" wide	78" wide
Type 3			
	36" wide	72" wide	78" wide
Type 4			
	36" wide	72" wide	78" wide
Type 5			
	36" wide	72" wide	78" wide
Type 6	NA		
			78" wide

Width 78" & 84"

Type 7

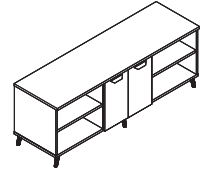
NA



78" wide

Type 8

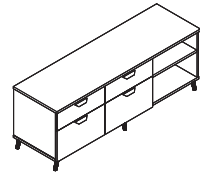
NA



78" wide

Type 9

NA

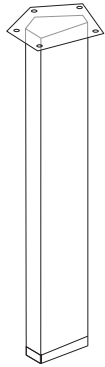


78" wide

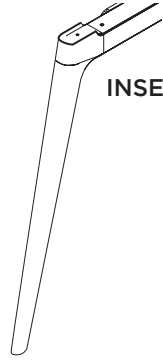
How to Order Legs in Dash

1 Select a leg style

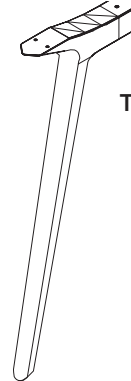
Choose from Post, Inset and Taper.



POST LEG



INSET LEG



TAPER LEG

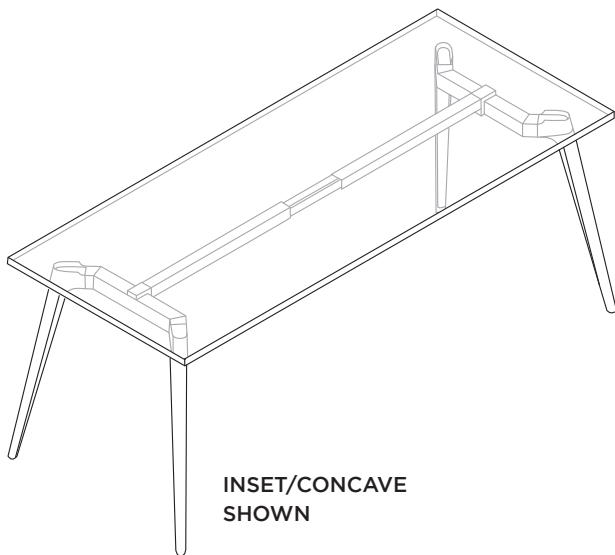
2 If you select a Post leg - you're all set!

If you select an Inset or Taper leg, you need to choose a support bar.

The concave and straight bars are available on freestanding tabletops and on resting and return tabletops as well.

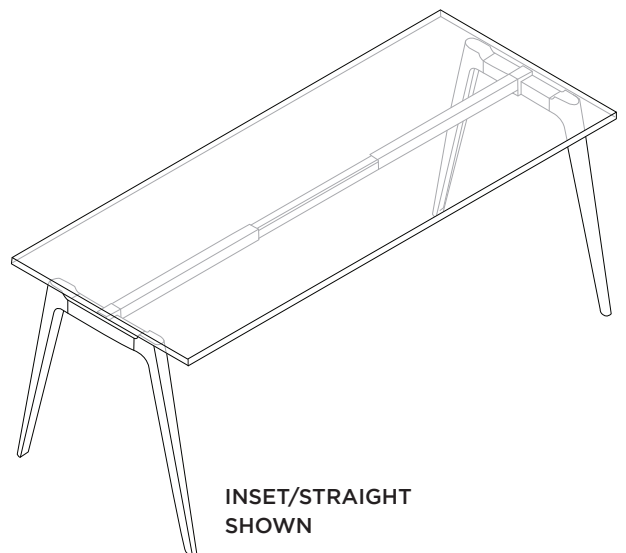
FREESTANDING TABLETOPS (4 LEGS)

CONCAVE BAR



INSET/CONCAVE
SHOWN

STRAIGHT BAR

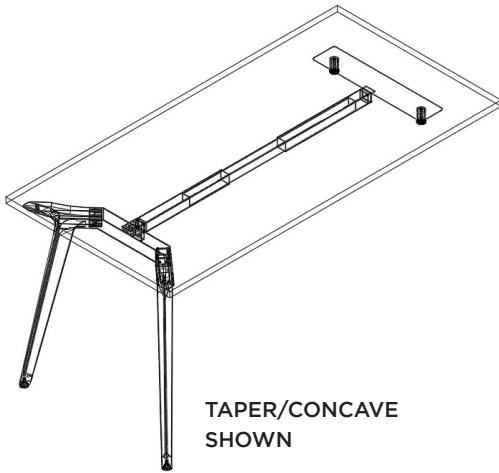


INSET/STRAIGHT
SHOWN

DASH

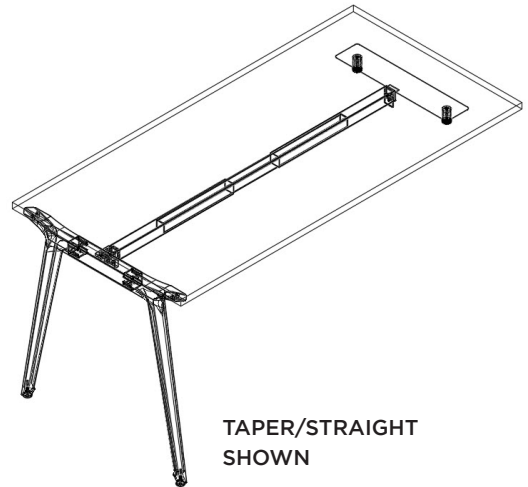
RESTING TABLETOPS (2 LEGS)

RESTING CONCAVE BAR



TAPER/CONCAVE
SHOWN

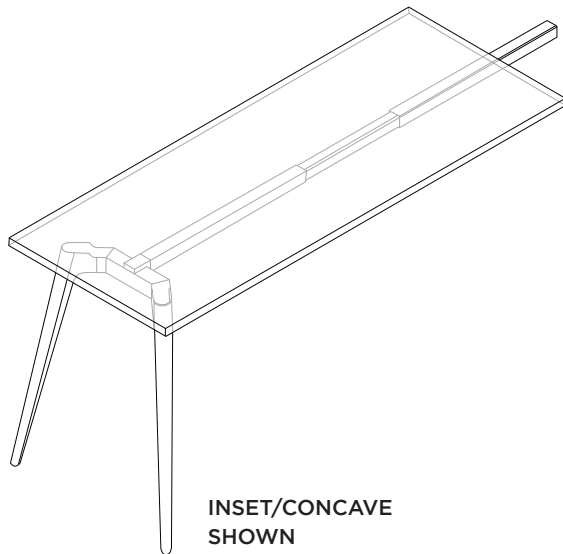
RESTING STRAIGHT BAR



TAPER/STRAIGHT
SHOWN

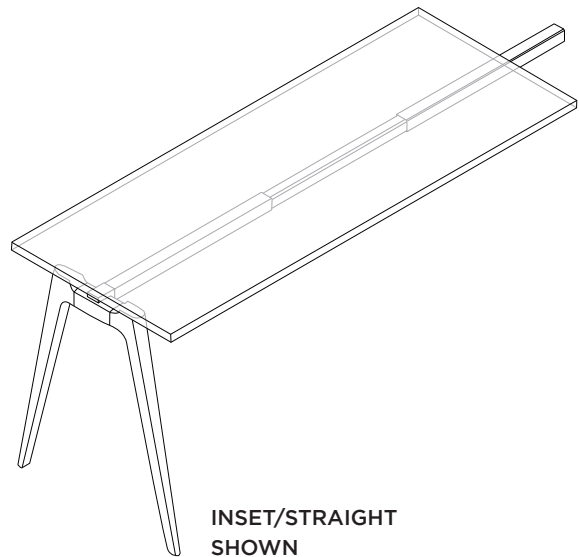
RETURN TABLETOPS (2 LEGS)

RETURN CONCAVE BAR



INSET/CONCAVE
SHOWN

RETURN STRAIGHT BAR



INSET/STRAIGHT
SHOWN

STORAGE FOOT OPTIONS

- Select a foot style
- Options are Inset or Taper
- Available on all storage with feet, including credenzas, pedestals and towers



Taper foot (CW, BU, SV)

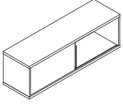


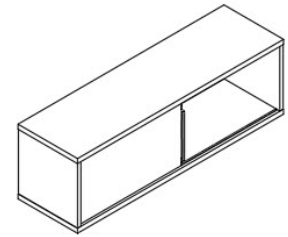
Inset foot (CW, BU, SV)

How to Order Hutches

1 Select a hutch



Options include single sided and shared.
Available in 12" and 15" high.

Choose	Specify Part #	Specify Finish
	FD-OS-6015-E	top: light maple casing: white front: light maple



2 Select a hutch support

Available 9" high, 12" high and 15" high
Hutch supports are sold in pairs
Shared hutches can be mounted on Interra Panels using a panel mount kit (page 171)

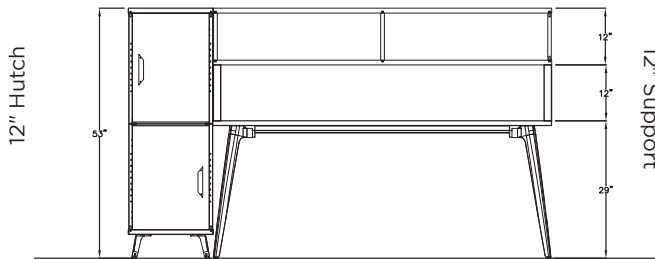
Choose	Specify Part #	Specify Finish
 	FCHS.1412	SV Silver

3 How to align hutches with 53" high storage towers

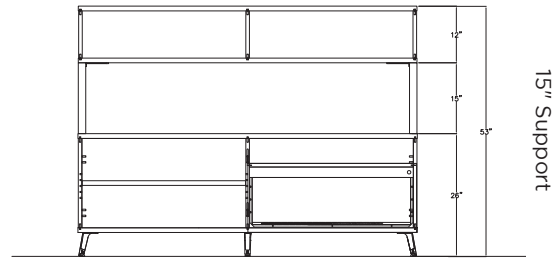
Hutches can be mounted so the top will align with 53" high storage
See chart below to determine which size hutch support to order

	Mounted on Worksurface	Mounted on Credenza
12" hutch	FCHS.1412	FCHS.1415
15" hutch	FCHS.1409	FCHS.1412

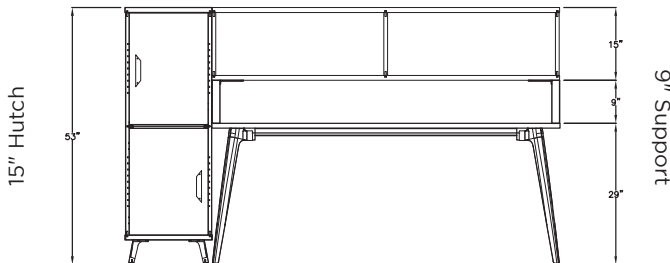
12" hutch on desk



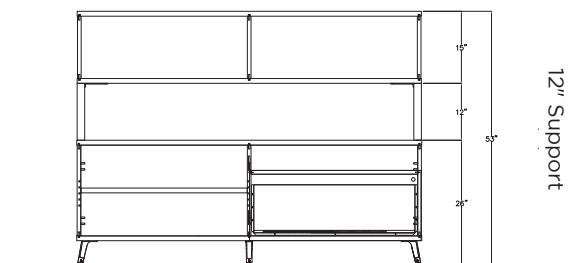
12" hutch on credenza



15" hutch on desk



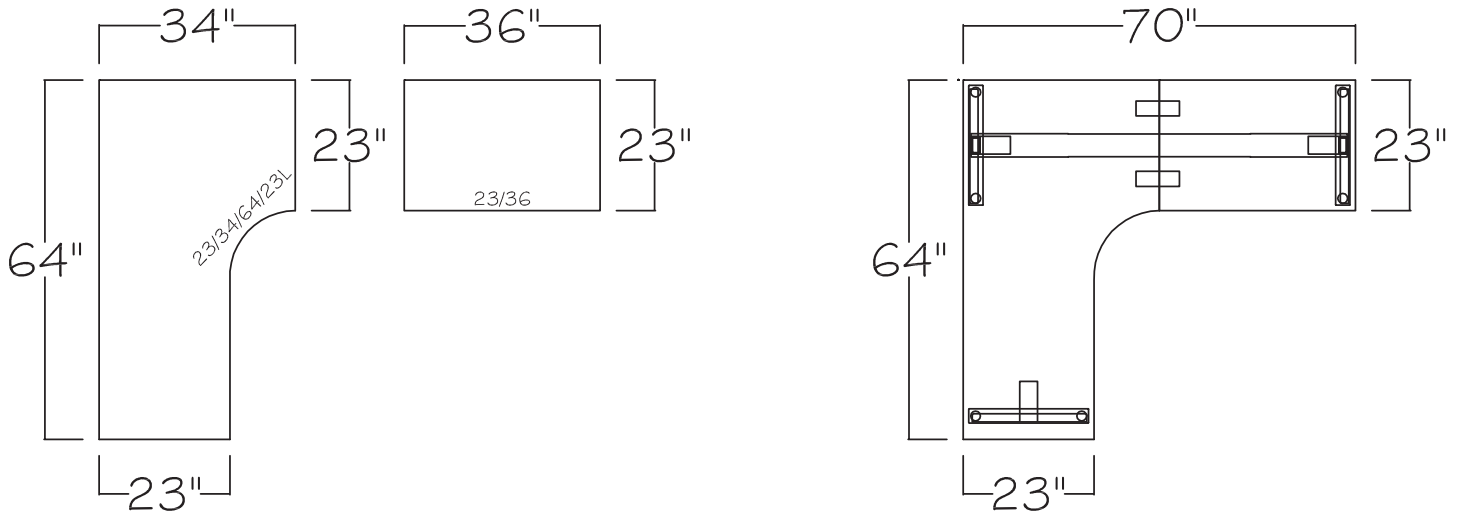
15" hutch on credenza



How To Specify My-Hite 2-Piece Extended Corners

To create an extended corner My-Hite station, specify an Extended Curved Corner with a Rectangular Extension.

Use a FVFB.08 Flat Bracket pair to attach the two surfaces, making sure the seam is oriented so that it is supported by the continuous part of the My-Hite Corner Base. Maximum width combined: 72x96" or 84x84". Specify the Rectangular Extension worksurface on page 64



Modesty Panel Guide

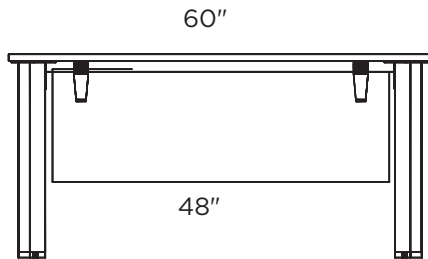
Guide for determining Modesty Panel Size based on Leg Type:

12" less for Post Legs

18" less for concave support bars (inset and taper)

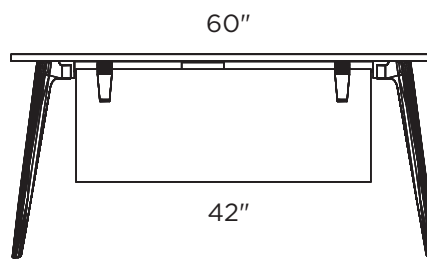
6" less for straight support legs (inset and taper)

POST LEGS



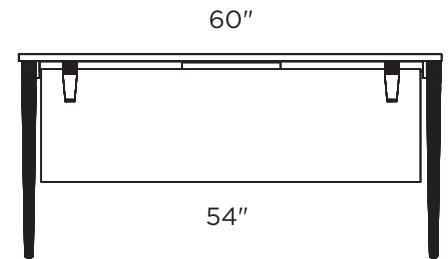
Order modesty panel 12" less than surface width.

CONCAVE BAR
Inset/Taper legs



Order modesty panel 18" less than surface width.

STRAIGHT BAR
Inset/Taper legs



Order modesty panel 6" less than surface width.

Note: for Resting Tabletops, the size of the modesty panel will depend on several factors, including the depth and type of supporting storage. We recommend drawing and measuring the specific configuration. Please contact us for assistance with any questions.

TABLETOPS

Resting Tabletops



Concave / Inset

DESCRIPTION

Resting tabletop has legs on one side, while the other side rests on a supporting credenza or pedestal. Includes support structure.

SPECIFICATION OPTIONS

product #: See charts below
top: See page 9
support bar: Concave/Straight
leg style: Taper, Inset or Post
support finish: CW, BU, SV
grommet location: See page 13
grommet color: CW, BU, SV

ORDER EXAMPLE

product #: FD-DA26-3054-L
top : Harbor
support bar: Concave
leg style: Taper
support finish: CW Cloud White
grommet location: GDR
grommet color: Cloud White

Options/Notes

Standard Includes

- Specify part # ending in -L or -R for the side with legs.
- For full description of support leg options, see page

24" DEEP

PART #	HEIGHT	WIDTH	DEPTH	POST LEG	BASE PRICE FOOT STYLE/SUPPORT BAR SELECTION			
					INSET/ CONCAVE	INSET/ STRAIGHT	TAPER/ CONCAVE	TAPER/ STRAIGHT
FD-DA26-2454-L	29"	54"	24"	\$1,268	+ \$41	+ \$30	+ \$138	+ \$128
FD-DA26-2454-R	29"	54"	24"	\$1,268	+ \$41	+ \$30	+ \$138	+ \$128
FD-DA26-2460-L	29"	60"	24"	\$1,316	+ \$41	+ \$36	+ \$140	+ \$134
FD-DA26-2460-R	29"	60"	24"	\$1,316	+ \$41	+ \$36	+ \$140	+ \$134
FD-DA26-2466-L	29"	66"	24"	\$1,370	+ \$46	+ \$35	+ \$145	+ \$133
FD-DA26-2466-R	29"	66"	24"	\$1,370	+ \$46	+ \$35	+ \$145	+ \$133
FD-DA26-2472-L	29"	72"	24"	\$1,418	+ \$50	+ \$40	+ \$150	+ \$137
FD-DA26-2472-R	29"	72"	24"	\$1,418	+ \$50	+ \$40	+ \$150	+ \$137

30" DEEP

PART #	HEIGHT	WIDTH	DEPTH	POST LEG	BASE PRICE FOOT STYLE/SUPPORT BAR SELECTION			
					INSET/ CONCAVE	INSET/ STRAIGHT	TAPER/ CON- CAVE	TAPER/ STRAIGHT
FD-DA26-3054-L	29"	54"	30"	\$1,406	+ \$28	+ \$17	+ \$131	+ \$120
FD-DA26-3054-R	29"	54"	30"	\$1,406	+ \$28	+ \$17	+ \$131	+ \$120
FD-DA26-3060-L	29"	60"	30"	\$1460	+ \$23	+ \$28	+ \$126	+ \$132
FD-DA26-3060-R	29"	60"	30"	\$1460	+ \$23	+ \$28	+ \$126	+ \$132
FD-DA26-3066-L	29"	66"	30"	\$1519	+ \$33	+ \$21	+ \$137	+ \$124
FD-DA26-3066-R	29"	66"	30"	\$1519	+ \$33	+ \$21	+ \$137	+ \$124
FD-DA26-3072-L	29"	72"	30"	\$1,571	+ \$28	+ \$21	+ \$132	+ \$124
FD-DA26-3072-R	29"	72"	30"	\$1,571	+ \$28	+ \$21	+ \$132	+ \$124
FD-DA26-3078-L	29"	78"	30"	\$1,728	+ \$24	+ \$8	+ \$115	+ \$100
FD-DA26-3078-R	29"	78"	30"	\$1,728	+ \$24	+ \$8	+ \$115	+ \$100

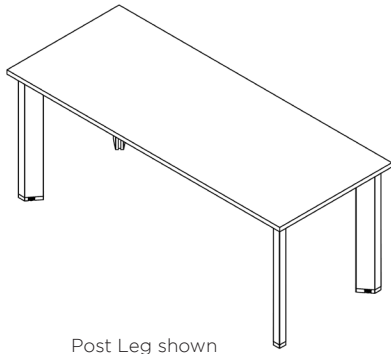
36" DEEP

PART #	HEIGHT	WIDTH	DEPTH	POST LEG	BASE PRICE FOOT STYLE/SUPPORT BAR SELECTION			
					INSET/ CONCAVE	INSET/ STRAIGHT	TAPER/ CONCAVE	TAPER/ STRAIGHT
FD-DA26-3672-L	29"	72"	36"	\$1,664	+ \$248	+ \$229	+ \$352	+ \$333
FD-DA26-3672-R	29"	72"	36"	\$1,664	+ \$248	+ \$229	+ \$352	+ \$333
FD-DA26-3678-L	29"	78"	36"	\$1,748	+ \$225	+ \$206	+ \$329	+ \$310
FD-DA26-3678-R	29"	78"	36"	\$1,748	+ \$225	+ \$206	+ \$329	+ \$310

42" DEEP

PART #	HEIGHT	WIDTH	DEPTH	POST LEG	BASE PRICE FOOT STYLE/SUPPORT BAR SELECTION			
					INSET/ CONCAVE	INSET/ STRAIGHT	TAPER/ CONCAVE	TAPER/ STRAIGHT
FD-DA26-4272-L	29"	72"	42"	\$1,643	+ \$263	+ \$244	+ \$366	+ \$347
FD-DA26-4272-R	29"	72"	42"	\$1,643	+ \$263	+ \$244	+ \$366	+ \$347
FD-DA26-4278-L	29"	78"	42"	\$1,723	+ \$239	+ \$220	+ \$342	+ \$323
FD-DA26-4278-R	29"	78"	42"	\$1,723	+ \$239	+ \$220	+ \$342	+ \$323

Freestanding Tabletops



Post Leg shown

DESCRIPTION

Freestanding tabletop. Includes support structure.

SPECIFICATION OPTIONS

product #: See charts below
top: See page 9
support bar: Concave/Straight
leg style: Taper, Inset or Post
support finish: CW, BU, SV
grommet location: See page13
grommet color: CW, BU, SV

ORDER EXAMPLE

product #: FD-DA26-3054-L
top: Harbor
support bar: Concave
leg style: Taper
support finish: CW Cloud White
grommet location: GDR
grommet: Cloud White

Options/Notes

Standard Includes

- For full description of support leg options, see page 40

24" DEEP

PART #	HEIGHT	WIDTH	DEPTH	POST LEG	BASE PRICE FOOT STYLE/SUPPORT BAR SELECTION			
					INSET/ CONCAVE	INSET/ STRAIGHT	TAPER/ CONCAVE	TAPER/ STRAIGHT
FD-DA-2448-B	29"	48"	24"	\$1,510	+ \$442	+ \$410	+ \$639	+ \$606
FD-DA-2454-B	29"	54"	24"	\$1,566	+ \$420	+ \$429	+ \$617	+ \$626
FD-DA-2460-B	29"	60"	24"	\$1,685	+ \$339	+ \$347	+ \$536	+ \$544
FD-DA-2466-B	29"	66"	24"	\$1,685	+ \$339	+ \$347	+ \$536	+ \$544
FD-DA-2472-B	29"	72"	24"	\$1,689	+ \$409	+ \$585	+ \$605	+ \$782
FD-DA-2478-B	29"	78"	24"	\$1,779	+ \$391	+ \$567	+ \$587	+ \$764

30" DEEP

PART #	HEIGHT	WIDTH	DEPTH	POST LEG	BASE PRICE FOOT STYLE/SUPPORT BAR SELECTION			
					INSET/ CONCAVE	INSET/ STRAIGHT	TAPER/ CONCAVE	TAPER/ STRAIGHT
FD-DA-3054-B	29"	54"	30"	\$1,589	+ \$465	+ \$431	+ \$672	+ \$638
FD-DA-3060-B	29"	60"	30"	\$1,649	+ \$442	+ \$451	+ \$649	+ \$658
FD-DA-3066-B	29"	66"	30"	\$1,775	+ \$357	+ \$365	+ \$564	+ \$572
FD-DA-3072-B	29"	72"	30"	\$1,779	+ \$430	+ \$616	+ \$637	+ \$823
FD-DA-3078-B	29"	78"	30"	\$1,905	+ \$383	+ 353	+ 566	+ 536

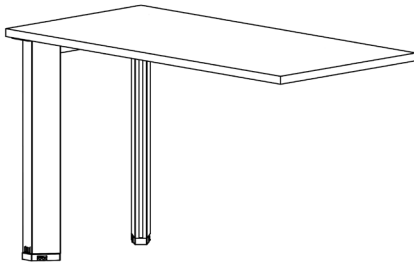
36" DEEP

PART #	HEIGHT	WIDTH	DEPTH	POST LEG	FOOT STYLE/SUPPORT BAR SELECTION			
					BASE PRICE	INSET/ CONCAVE	INSET/ STRAIGHT	TAPER/ CONCAVE
FD-DA-3672-B	29"	72"	36"	\$1,881	+ \$654	+ \$616	+ \$861	+ \$823
FD-DA-3678-B	29"	78"	36"	\$1,974	+ \$620	+ \$583	+ \$827	+ \$790

42" DEEP

PART #	HEIGHT	WIDTH	DEPTH	POST LEG	FOOT STYLE/SUPPORT BAR SELECTION			
					BASE PRICE	INSET/ CONCAVE	INSET/ STRAIGHT	TAPER/ CONCAVE
FD-DA-4272-B	29"	72"	42"	\$1,856	+ \$671	+ \$633	+ \$878	+ \$840
FD-DA-4278-B	29"	78"	42"	\$1,946	+ \$637	+ \$599	+ \$844	+ \$806

Return Tabletops



Post Leg shown

DESCRIPTION

Return tabletops attach to freestanding tabletops. Includes support structure.

SPECIFICATION OPTIONS

product #: See charts below
top: See page 9
support bar: Concave/Straight
leg style: Taper, Inset or Post
support finish: CW, BU, SV

ORDER EXAMPLE

product #: FD-DA-3054-L
top: Harbor
support bar: Concave
leg style: Taper
support finish: CW Cloud White

Options/Notes

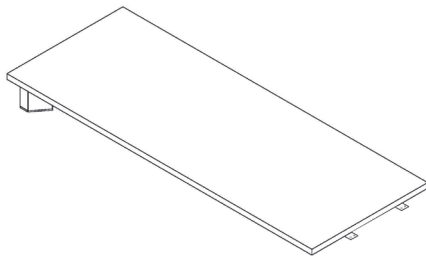
Standard Includes

- Specify part # ending in -L or -R for the side of the return.
- For full description of support leg options, see page 40
- Can connect to a freestanding table and /or 29" high credenza

24" DEEP

PART #	HEIGHT	WIDTH	DEPTH	POST LEG	BASE PRICE FOOT STYLE/SUPPORT BAR SELECTION			
					INSET/ CONCAVE	INSET/ STRAIGHT	TAPER/ CONCAVE	TAPER/ STRAIGHT
FD-DA-BT-2430-L	29"	30"	24"	\$766	+ \$283	+ \$265	+ \$386	+ \$369
FD-DA-BT-2430-R	29"	30"	24"	\$766	+ \$283	+ \$265	+ \$386	+ \$369
FD-DA-BT-2436-L	29"	36"	24"	\$784	+ \$294	+ \$277	+ \$398	+ \$380
FD-DA-BT-2436-R	29"	36"	24"	\$784	+ \$294	+ \$277	+ \$398	+ \$380
FD-DA-BT-2442-L	29"	42"	24"	\$803	+ \$307	+ \$333	+ \$410	+ \$436
FD-DA-BT-2442-R	29"	42"	24"	\$803	+ \$307	+ \$333	+ \$410	+ \$436
FD-DA-BT-2448-L	29"	48"	24"	\$825	+ \$355	+ \$338	+ \$458	+ \$441
FD-DA-BT-2448-R	29"	48"	24"	\$825	+ \$355	+ \$338	+ \$458	+ \$441
FD-DA-BT-2454-L	29"	54"	24"	\$1034	+ \$184	+ \$166	+ \$287	+ \$270
FD-DA-BT-2454-R	29"	54"	24"	\$1034	+ \$184	+ \$166	+ \$287	+ \$270
FD-DA-BT-2460-L	29"	60"	24"	\$1070	+ \$179	+ \$161	+ \$282	+ \$265
FD-DA-BT-2460-R	29"	60"	24"	\$1070	+ \$179	+ \$161	+ \$282	+ \$265

Resting Bridge



Post Leg shown
type A

DESCRIPTION

Bridge rests on a supporting credenza on one side and connects to a tabletop on the other . Includes support structure.

SPECIFICATION OPTIONS

product #: See charts below
top: See page 9
finish: CW, BU, SV
leg style: Taper, Inset or Post

ORDER EXAMPLE

product #: FD-BR26-2448-A
top: Harbor
finish: SV Silver
leg style: Taper

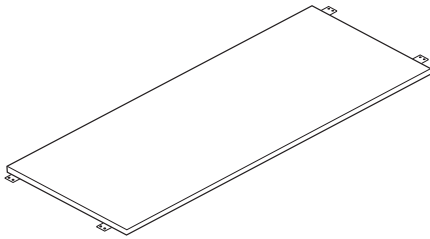
Options/Notes

- Rests on a supporting credenza or pedestal on one side and attaches to a tabletop on the other

24" DEEP

PART #	HEIGHT	WIDTH	DEPTH	PRICE
FD-BR26-2430-A	29"	30"	24"	\$552
FD-BR26-2436-A	29"	36"	24"	\$577
FD-BR26-2442-A	29"	42"	24"	\$602
FD-BR26-2448-A	29"	48"	24"	\$627
FD-BR26-2454-A	29"	54"	24"	\$658
FD-BR26-2460-A	29"	60"	24"	\$689
FD-BR26-2466-A	29"	66"	24"	\$719

Freestanding Bridge



DESCRIPTION

Bridge connects two freestanding Dash tabletops. Includes support structure.

SPECIFICATION OPTIONS

product #: See charts below
top: See page 9

ORDER EXAMPLE

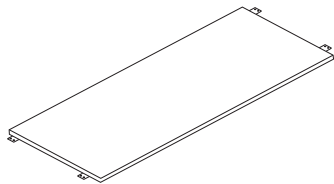
product #: FD-BR-2436-C
top: Harbor

Options/Notes

Standard Includes

- Can connect to a freestanding table and /or 29" high credenza

FREESTANDING BRIDGE



PART #	HEIGHT	WIDTH	DEPTH	PRICE
FD-BR-2436-C	29"	36"	24"	\$599
FD-BR-2442-C	29"	42"	24"	\$609
FD-BR-2448-C	29"	48"	24"	\$627

TABLES

Conference Tables

Tabletops

DESCRIPTION

Tabletop only, order base separately.

SPECIFICATION OPTIONS

product #: See charts below
top: See page 9

ORDER EXAMPLE

product #: FCSQ.30
top: M1 Light Maple

Options/Notes

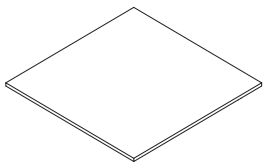
Standard Includes

- Laminate top
- PVC edge

Order Separately

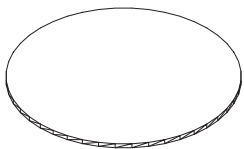
- Order base separately

SQUARE TOP



PART #	WIDTH	DEPTH	PRICE	NOTES
FCSQ.30	30"	30"	\$206	• Tabletop only
FCSQ.36	36"	36"	\$275	
FCSQ.42	42"	42"	\$358	
FCSQ.48	48"	48"	\$454	
FCSQ.54	54"	54"	\$688	

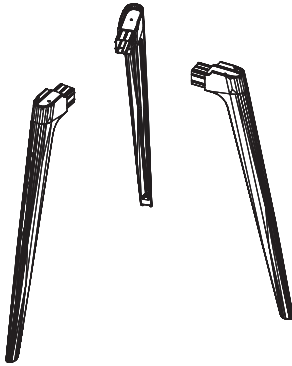
ROUND TOP



PART #	DIAMETER	PRICE	NOTES
FCRD.30	30"	\$289	• Tabletop only
FCRD.36	36"	\$385	
FCRD.42	42"	\$454	
FCRD.48	48"	\$564	
FCRD.54	54"	\$825	

Conference Tables

Leg base



DESCRIPTION

Leg bases for conference tables

SPECIFICATION OPTIONS

product #: See charts below
support finish: CW, BU, SV

ORDER EXAMPLE

product #: FCITBD.3
support finish: SV Silver

Options/Notes


Standard Includes

- (3) leg base for round tabletops sized 30"-42"
- (4) leg base for all other size tabletops

Order Separately


- Order tops separately.

INSET



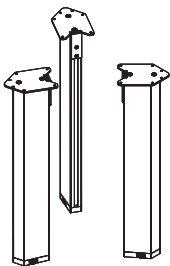
PART #	PRICE	NOTES
FCITBD.3	\$846	<ul style="list-style-type: none"> • FCPTBD.3 * Table base with (3) Inset legs * For use with Round tabletop 30"- 42" only
FCITBD.4	\$1,128	<ul style="list-style-type: none"> • FCPTBD.4 * Table base with (4) Inset legs * For use with all other size tabletops

TAPER



PART #	PRICE	NOTES
FCTTBD.3	\$1,539	<ul style="list-style-type: none"> • FCTTBD.3 * Table base with (3) Taper legs * For use with Round tabletops 30"-42" only
FCTTBD.4	\$2,052	<ul style="list-style-type: none"> • FCTTBD.4 * Table base with (4) Taper legs * For use with all other size tabletops

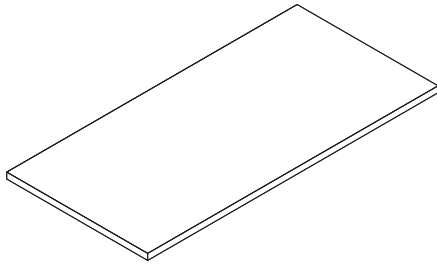
POST



PART #	PRICE	NOTES
FCPTBD.3	\$500	<ul style="list-style-type: none"> • FCPTBD.3 * Table base with (3) Post legs * For use with Round tabletops 30"-42" only
FCPTBD.4	\$670	<ul style="list-style-type: none"> • FCPTBD.4 * Table base with (4) Post legs * For use with all other size tabletops

MY-HITE WORKSURFACES

Rectangular Worksurfaces for use with My-Hite bases



DESCRIPTION

Worksurface top only, for use with height adjustable base.

SPECIFICATION OPTIONS

product #: See charts below
worksurface: See page 10
grommet location: See page 13
grommet color: CW, BU, SV

ORDER EXAMPLE

product #: FDRWS.2460
worksurface: M22 Harbor
grommet location: GC Rear Center
grommet color: Cloud White

Options/Notes

Standard Includes

- Add circular grommet (add \$75 list) Specify GL, GC, GR

Order Separately

- Order base separately from MY-HITE pricebook

RECTANGULAR, 24" DEEP

PART #	WIDTH	DEPTH	PRICE	NOTES
FDRWS.2442	42"	24"	\$311	• Sizes are actual for example FDRWS.2448 is 23 ^{7/8} " x 47 ^{7/8} "
FDRWS.2448	48"	24"	\$353	
FDRWS.2454	54"	24"	\$393	
FDRWS.2460	60"	24"	\$435	
FDRWS.2466	66"	24"	\$481	
FDRWS.2472	72"	24"	\$521	
FDRWS.2478	78"	24"	\$564	

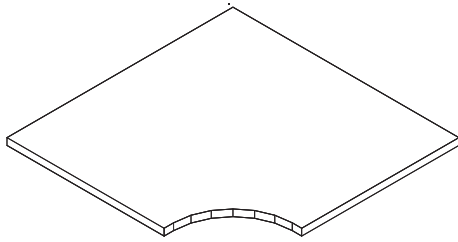
RECTANGULAR, 30" DEEP

PART #	WIDTH	DEPTH	PRICE	NOTES
FDRWS.3042	42"	30"	\$379	• Sizes are actual for example FDRWS.2448 is 23 ^{7/8} " x 47 ^{7/8} "
FDRWS.3048	48"	30"	\$428	
FDRWS.3054	54"	30"	\$478	
FDRWS.3060	60"	30"	\$528	
FDRWS.3066	66"	30"	\$542	
FDRWS.3072	72"	30"	\$633	
FDRWS.3078	78"	30"	\$638	

RECTANGULAR, 36" DEEP

PART #	WIDTH	DEPTH	PRICE	NOTES
FDRWS.3642	42"	36"	\$382	<ul style="list-style-type: none"> Sizes are actual for example FDRWS.2448 is 23^{7/8"} x 47^{7/8"}
FDRWS.3648	48"	36"	\$389	
FDRWS.3654	54"	36"	\$681	
FDRWS.3660	60"	36"	\$689	
FDRWS.3666	66"	36"	\$696	
FDRWS.3672	72"	36"	\$704	
FDRWS.3678	78"	36"	\$711	

Corner Worksurfaces for use with My-Hite bases



DESCRIPTION

Corner work surface top only, for use with height adjustable base.

SPECIFICATION OPTIONS

product #: See charts below
worksurface: See page 9
grommet location: See page 13
grommet color: CW, BU, SV

ORDER EXAMPLE

product #: FDCWT.3048
worksurface: M1 Light Maple
grommet location: PG5L-C

Options/Notes

Standard Includes

- Worksurface top only, for use with height adjustable base
- Add circular grommet (add \$75 list) Specify GL or GR

Order Separately

- Order base separately from MY-HITE pricebook

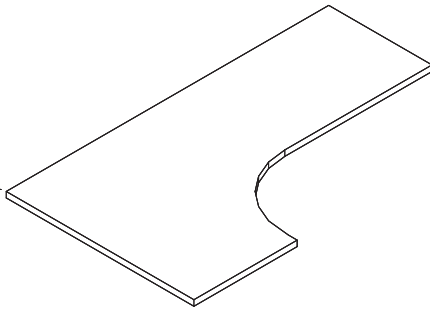
CORNER WORKSURFACE, 24" DEEP

PART #	WIDTH	DEPTH	PRICE	NOTES
FDCWT.2442	42"	24"	\$660	• Sizes are actual for example FDCWT.3042 is 29 ^{7/8} " x 41 ^{7/8} "
FDCWT.2448	48"	24"	\$700	

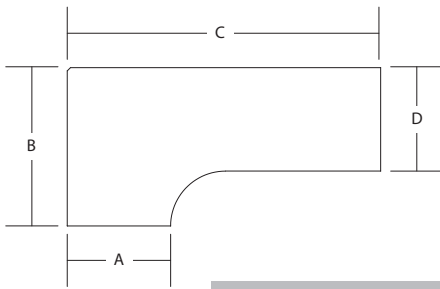
CORNER WORKSURFACE, 30" DEEP

PART #	WIDTH	DEPTH	PRICE	NOTES
FDCWT.3042	42"	30"	\$719	• Sizes are actual for example FDCWT.3042 is 29 ^{7/8} " x 41 ^{7/8} "
FDCWT.3048	48"	30"	\$757	

90° Extended Curved Corner Worksurfaces for use with My-Hite bases



Right Extended shown



DESCRIPTION

Laminate worksurface with 3mm PVC edge

SPECIFICATION OPTIONS

product #: See charts below
 worksurface: See page 9
 grommet location: See page 13
 grommet color: CW, BU, SV

ORDER EXAMPLE

product #: FDECCWS.23345823L
 worksurface: M11 Light Walnut
 grommet location: GC Rear Center
 grommet color: Cloud White

Options/Notes

Standard Includes

- Worksurface top only, for use with height adjustable base within workstation application
- See My-Hite pricebook for use inside a freestanding application
- Add circular grommet (add \$75 list)
 Specify grommet placement GL, GC, GR
- Top size reduced 1" in depth and 2" in width to fit within system workstation and prevent pinch points.
- We do not recommend using full size worktop in paneled workstation applications
- L for Left, R for Right

Order Separately

- Order base separately from MY-HITE pricebook

23" D CONNECTING SIDE, 23" D EXTENSION, 34" D

PART #	A	B	C	D	PRICE
FDECCWS.23345823L	23"	34"	58"	23"	\$679
FDECCWS.23345823R	23"	34"	58"	23"	\$679
FDECCWS.23346423L	23"	34"	64"	23"	\$757
FDECCWS.23346423R	23"	34"	64"	23"	\$757
FDECCWS.23347023L	23"	34"	70"	23"	\$770
FDECCWS.23347023R	23"	34"	70"	23"	\$770
FDECCWS.23347623L	23"	34"	76"	23"	\$922
FDECCWS.23347623R	23"	34"	76"	23"	\$922

29" D CONNECTING SIDE, 29" D EXTENSION, 34" D

PART #	A	B	C	D	PRICE
FDECCWS.29345829L	29"	34"	58"	29"	\$743
FDECCWS.29345829R	29"	34"	58"	29"	\$743
FDECCWS.29346429L	29"	34"	64"	29"	\$820
FDECCWS.29346429R	29"	34"	64"	29"	\$820
FDECCWS.29347029L	29"	34"	70"	29"	\$832
FDECCWS.29347029R	29"	34"	70"	29"	\$832
FDECCWS.29347629L	29"	34"	76"	29"	\$985
FDECCWS.29347629R	29"	34"	76"	29"	\$985

23" D CONNECTING SIDE, 23" D EXTENSION, 40" D

PART #	A	B	C	D	PRICE
FDECCWS.23405823L	23"	40"	58"	23"	\$817
FDECCWS.23405823R	23"	40"	58"	23"	\$817
FDECCWS.23406423L	23"	40"	64"	23"	\$920
FDECCWS.23406423R	23"	40"	64"	23"	\$920
FDECCWS.23407023L	23"	40"	70"	23"	\$932
FDECCWS.23407023R	23"	40"	70"	23"	\$932
FDECCWS.23407623L	23"	40"	76"	23"	\$1,131
FDECCWS.23407623R	23"	40"	76"	23"	\$1,131

29" D CONNECTING SIDE, 29" D EXTENSION, 40" D

PART #	A	B	C	D	PRICE
FDECCWS.29405829L	29"	40"	58"	29"	\$880
FDECCWS.29405829R	29"	40"	58"	29"	\$880
FDECCWS.29406429L	29"	40"	64"	29"	\$982
FDECCWS.29406429R	29"	40"	64"	29"	\$982
FDECCWS.29407029L	29"	40"	70"	29"	\$995
FDECCWS.29407029R	29"	40"	70"	29"	\$995
FDECCWS.29407629L	29"	40"	76"	29"	\$1,194
FDECCWS.29407629R	29"	40"	76"	29"	\$1,194

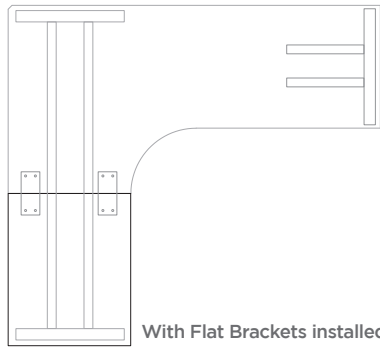
23" D CONNECTING SIDE, 23" D EXTENSION, 46" D

PART #	A	B	C	D	PRICE
FDECCWS.23465823L	23"	46"	58"	23"	\$830
FDECCWS.23465823R	23"	46"	58"	23"	\$830
FDECCWS.23466423L	23"	46"	64"	23"	\$932
FDECCWS.23466423R	23"	46"	64"	23"	\$932
FDECCWS.23467023L	23"	46"	70"	23"	\$954
FDECCWS.23467023R	23"	46"	70"	23"	\$954
FDECCWS.23467623L	23"	46"	76"	23"	\$1,162
FDECCWS.23467623R	23"	46"	76"	23"	\$1,162

29" D CONNECTING SIDE, 29" D EXTENSION, 46" D

PART #	A	B	C	D	PRICE
FDECCWS.29465829L	29"	46"	58"	29"	\$894
FDECCWS.29465829R	29"	46"	58"	29"	\$894
FDECCWS.29466429L	29"	46"	64"	29"	\$995
FDECCWS.29466429R	29"	46"	64"	29"	\$995
FDECCWS.29467029L	29"	46"	70"	29"	\$1,017
FDECCWS.29467029R	29"	46"	70"	29"	\$1,017
FDECCWS.29467629L	29"	46"	76"	29"	\$1,225
FDECCWS.29467629R	29"	46"	76"	29"	\$1,225

Rectangular Extension



DESCRIPTION

Laminate worksurface, for use with extended curved corner worksurfaces, not for use alone.

SPECIFICATION OPTIONS

product #: See charts below
worksurface finish: See page 9

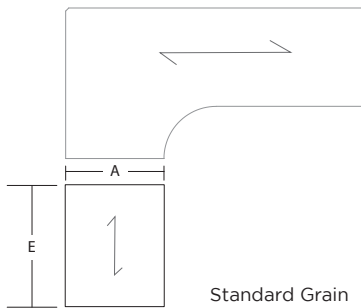
ORDER EXAMPLE

product #: FDRWS.2324
worksurface: Light Maple, M1

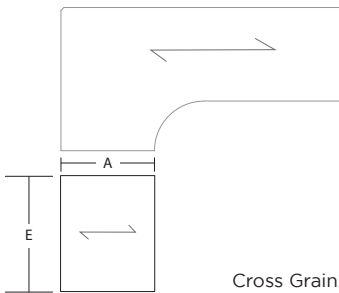
Options/Notes

- For use in combination with Extended Corner Worksurfaces and Corner My-Hite Bases only
- Not for use alone, nor with straight bases
- Maximum width combined: 72x96" or 84x84"

RECTANGULAR WORKSURFACE

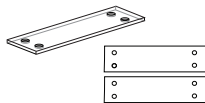


PART #	DEPTH "A"	WIDTH "E"	LIST	NOTES
FDRWS.2324	23"	24"	\$241	• Standard default grain direction is left to right (See left)
FDRWS.2330	23"	30"	\$276	
FDRWS.2336	23"	36"	\$285	
FDRWS.2924	29"	24"	\$320	
FDRWS.2930	29"	30"	\$365	
FDRWS.2936	29"	36"	\$374	



PART #	DEPTH "A"	WIDTH "E"	LIST	NOTES
FDRWS.2324-CG	23"	24"	\$289	• Cross grain direction is front to back (See left)
FDRWS.2330-CG	23"	30"	\$331	
FDRWS.2336-CG	23"	36"	\$342	
FDRWS.2924-CG	29"	24"	\$384	
FDRWS.2930-CG	29"	30"	\$438	
FDRWS.2936-CG	29"	36"	\$449	

FLAT BRACKET



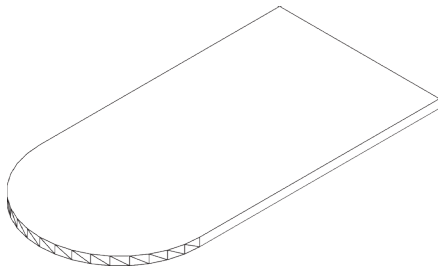
PART #	WIDTH	DEPTH	PRICE	NOTES
FVFB.08	8"	2"	\$30	<ul style="list-style-type: none"> • Used to unite two worksurfaces supported by one base • Black finish • Sold in pairs

ANTI-SAG BARS



PART #	WIDTH	LIST	NOTES
FWASB.42	42"	\$95	• Anti-Sag bar, 42" wide with (8) screws. For use with 48 & 54" worktops
FWASB.54	54"	\$121	• Anti-Sag bar, 54" wide with (10) screws. For use with 60 & 66" worktops
FWASB.66	66"	\$146	• Anti-Sag bar, 66" wide with (12) screws. For use with 72 & 78" worktops

D-Shaped Worksurfaces for use with My-Hite bases



DESCRIPTION

Worksurface top only, for use with height adjustable base within workstation application

SPECIFICATION OPTIONS

product #: See charts below
 worksurface: See page 9
 grommet location: See page 13
 grommet color: CW, BU, SV

ORDER EXAMPLE

product #: FDEDSP.2346
worksurface: M10 Espresso
grommet location: GC Rear Center
grommet color: Cloud White

Options/Notes

Standard Includes

- Worksurface top only, for use with height adjustable base
- Add circular grommet (add \$75 list) Specify GC only. See page 13
- Size reduced 1" in depth and 2" in width to fit within system workstation and prevent pinch points.
 We do not recommend using full size worktop in paneled workstation applications.

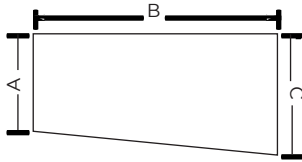
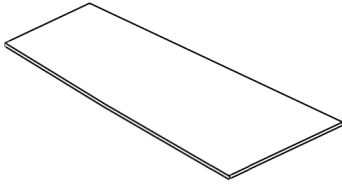
Order Separately

- Order base separately from MY-HITE pricebook.

SQUARE EDGE D-SHAPED

PART #	A	B	PRICE
FDEDSP.2346	46"	23"	\$607
FDEDSP.2358	58"	23"	\$676
FDEDSP.2946	46"	29"	\$665
FDEDSP.2958	58"	29"	\$736
FDEDSP.2970	70"	29"	\$805
FDEDSP.3570	70"	35"	\$887

Wedge Worksurfaces for use with My-Hite bases



DESCRIPTION

Worksurface top only, for use with height adjustable base within workstation application

SPECIFICATION OPTIONS

product #: See charts below
worksurface: See page 9
grommet location: See page 13
grommet color: CW, BU, SV

ORDER EXAMPLE

product #: FDWDWS.234029
worksurface: M10 Espresso
grommet location: PG5L-C

Options/Notes

Standard Includes

- Worksurface top only, for use with height adjustable base
- Add circular grommet (add \$75 list) Specify GL, GC, GR Top
- Size reduced 1" in depth and 2" in width to fit within system workstation and prevent pinch points.
We do not recommend using full size worktop in paneled workstation applications.

Order Separately

- Order base separately from MY-HITE pricebook.

23"D LEFT, 29"D RIGHT

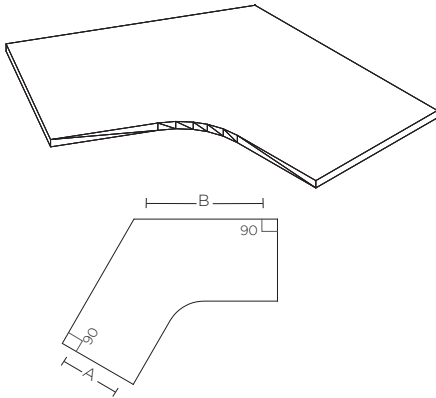
PART #	A	B	C	PRICE
FDWDWS.234029	23"	40"	29"	\$492
FDWDWS.234629	23"	46"	29"	\$503
FDWDWS.235229	23"	52"	29"	\$570
FDWDWS.235829	23"	58"	29"	\$612
FDWDWS.236429	23"	64"	29"	\$681
FDWDWS.237029	23"	70"	29"	\$696
FDWDWS.237629	23"	76"	29"	\$811

29"D LEFT, 23"D RIGHT

PART #	A	B	C	PRICE
FDWDWS.294023	29"	40"	23"	\$492
FDWDWS.294623	29"	46"	23"	\$503
FDWDWS.295223	29"	52"	23"	\$570
FDWDWS.295823	29"	58"	23"	\$612
FDWDWS.296423	29"	64"	23"	\$681
FDWDWS.297023	29"	70"	23"	\$696
FDWDWS.297623	29"	76"	23"	\$811

120° Corner, 90° Ends

90° Ends. Worksurfaces for use with My-Hite bases



DESCRIPTION

Worksurface top only, for use with height adjustable base.

SPECIFICATION OPTIONS

product #: See charts below
worksurface: See page 9
grommet location: See page 13
grommet color: CW, BU, SV

ORDER EXAMPLE

product #: FD120-90WS.2436
worksurface: M10 Espresso
grommet location: GC Rear Center
grommet color: Cloud White

Options/Notes

Standard Includes

- Add grommet (add \$75 list) Specify GL, GC, GR

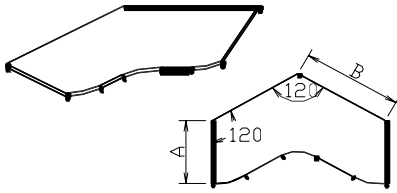
Order Separately

- Order base separately from MY-HITE pricebook.

120° CORNER, 90° ENDS

PART #	A	B	PRICE
FD120-90WS.2334	23"	34"	\$807
FD120-90WS.2340	23"	40"	\$967
FD120-90WS.2346	23"	46"	\$1,176

120° Corner, 120° Ends Worksurfaces for use with My-Hite bases



DESCRIPTION

Worksurface top only, for use with height adjustable base

SPECIFICATION OPTIONS

product #: See charts below
worksurface: See page 9
grommet location: See page 13
grommet color: CW, BU, SV

ORDER EXAMPLE

product #: FD120-120WS.2436
worksurface: M10 Espresso
grommet location: PG5L-C

Options/Notes

Standard Includes

- Add grommet (add \$75 list) Specify GL, GC, GR

Order Separately

- Order base separately from MY-HITE pricebook.

120° CORNER, 120° ENDS

PART #	A	B	PRICE
FD120-120WS.2334	23"	34"	\$817
FD120-120WS.2340	23	40"	\$978
FD120-120WS.2346	23"	46"	\$1,188

Table Power Components

DESCRIPTION

Parts for distributing and managing power for tables

SPECIFICATION OPTIONS

product #: See charts below

ORDER EXAMPLE

product #: FD-SFC-306-4A

Options/Notes

- For use with Dash and My-Hite Worksurfaces
- Single Circuit

TABLE POWER DISTRIBUTION



PART #	PRICE	NOTES
FD-SFC-306-4A	\$71	<ul style="list-style-type: none"> • Use with single circuit infeed (FD-BPI.1CIR) • Optional power strip to attach to the underside of tabletops.

SINGLE CIRCUIT INFEED



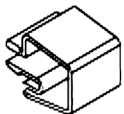
PART #	LENGTH	PRICE	NOTES
FD-BPI.1CIR	96"	\$82	<ul style="list-style-type: none"> • Plug-in power infeed for use with one (1) circuit power distribution. • First connection must be plugged into the wall. Additional connections can be daisy chained. • 8" cord

DAISY CHAIN POWER CONNECTOR



PART #	LENGTH	PRICE	NOTES
FD-DCI.1CIR	96"	\$82	<ul style="list-style-type: none"> • Connects adjacent table power distribution • 8" cord

WIRE MANAGER SECTIONS

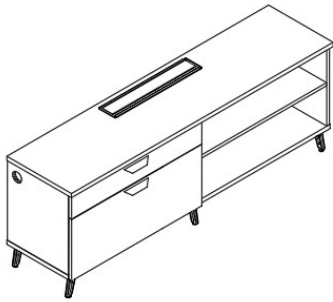


PART #	PRICE	NOTES
DA-DT-08	\$18	<ul style="list-style-type: none"> • For managing wires up the table legs. • For use with Dash post leg only • Package of 10.

CREDENZAS
26" HIGH

Two Section Credenza, Drawers & Shelves

with Feet



Left drawer shown

DESCRIPTION

Two section supporting credenza, 26" high, drawers & shelves with feet

SPECIFICATION OPTIONS

product #: See charts below
top: See page 26
casing: See page 26
front: See page 26
pull: See page 22
foot style: Taper or Inset
support finish: CW, BU, SV
grommet color: CW, BU, SV

ORDER EXAMPLE

product #: FD-LC26-1836-1L-F-N
top: M13 Licorice
casing: M13 Licorice
front: M13 Licorice
pull: Wedge
foot style: Taper
support finish: SV Silver
grommet color: SV Silver

Options/Notes

Standard Includes

- Order L for left drawer, or R for right drawer
- Order power by replacing * with:
 - ND for non-powered with no flip up access door
 - N for non-powered with flip up access door
 - E1 for single circuit power
 - E4 for 4-circuit power
- Shelving matches casing selection
- Top & side grommets are included with -N, -E1 and -E4 credenzas.
- Grommet color selection applies to both top and side grommets.
- No top or side grommets included with ND credenzas.
- Includes lock

Order Separately

- Order additional electrical parts for powered credenza separately, see page 154

DRAWERS & SHELVES, with Feet, 18"D



Left drawer shown

PART #	HEIGHT	WIDTH	DEPTH	PRICE			
				ND	N	E1	E4
FD-LC26-1836-1L-F-*	26"	36"	18"	\$1,482	\$1,729	\$2,010	\$1,909
FD-LC26-1836-1R-F-*	26"	36"	18"	\$1,482	\$1,729	\$2,010	\$1,909
FD-LC26-1842-1L-F-*	26"	42"	18"	\$1,566	\$1,813	\$2,094	\$1,993
FD-LC26-1842-1R-F-*	26"	42"	18"	\$1,566	\$1,813	\$2,094	\$1,993
FD-LC26-1848-1L-F-*	26"	48"	18"	\$1,675	\$1,922	\$2,202	\$2,102
FD-LC26-1848-1R-F-*	26"	48"	18"	\$1,675	\$1,922	\$2,202	\$2,102
FD-LC26-1854-1L-F-*	26"	54"	18"	\$1,736	\$1,983	\$2,264	\$2,163
FD-LC26-1854-1R-F-*	26"	54"	18"	\$1,736	\$1,983	\$2,264	\$2,163
FD-LC26-1860-1L-F-*	26"	60"	18"	\$1,837	\$2,084	\$2,365	\$2,264
FD-LC26-1860-1R-F-*	26"	60"	18"	\$1,837	\$2,084	\$2,365	\$2,264
FD-LC26-1866-1L-F-*	26"	66"	18"	\$1,938	\$2,185	\$2,465	\$2,365
FD-LC26-1866-1R-F-*	26"	66"	18"	\$1,938	\$2,185	\$2,465	\$2,365
FD-LC26-1872-1L-F-*	26"	72"	18"	\$2,039	\$2,286	\$2,566	\$2,466
FD-LC26-1872-1R-F-*	26"	72"	18"	\$2,039	\$2,286	\$2,566	\$2,466

DRAWERS & SHELVES, with Feet, 24"D

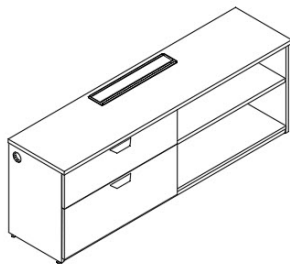


Left drawer shown

PART #	HEIGHT	WIDTH	DEPTH	PRICE			
				ND	N	E1	E4
FD-LC26-2436-1L-F-*	26"	36"	24"	\$1,470	\$1,716	\$1,997	\$1,896
FD-LC26-2436-1R-F-*	26"	36"	24"	\$1,470	\$1,716	\$1,997	\$1,896
FD-LC26-2442-1L-F-*	26"	42"	24"	\$1,567	\$1,814	\$2,094	\$1,994
FD-LC26-2442-1R-F-*	26"	42"	24"	\$1,567	\$1,814	\$2,094	\$1,994
FD-LC26-2448-1L-F-*	26"	48"	24"	\$1,664	\$1,911	\$2,192	\$2,091
FD-LC26-2448-1R-F-*	26"	48"	24"	\$1,664	\$1,911	\$2,192	\$2,091
FD-LC26-2454-1L-F-*	26"	54"	24"	\$1,761	\$2,008	\$2,289	\$2,188
FD-LC26-2454-1R-F-*	26"	54"	24"	\$1,761	\$2,008	\$2,289	\$2,188
FD-LC26-2460-1L-F-*	26"	60"	24"	\$1,859	\$2,106	\$2,386	\$2,285
FD-LC26-2460-1R-F-*	26"	60"	24"	\$1,859	\$2,106	\$2,386	\$2,285
FD-LC26-2466-1L-F-*	26"	66"	24"	\$2,203	\$2,450	\$2,731	\$2,630
FD-LC26-2466-1R-F-*	26"	66"	24"	\$2,203	\$2,450	\$2,731	\$2,630
FD-LC26-2472-1L-F-*	26"	72"	24"	\$2,323	\$2,570	\$2,850	\$2,750
FD-LC26-2472-1R-F-*	26"	72"	24"	\$2,323	\$2,570	\$2,850	\$2,750

Two Section Credenza, Drawers & Shelves

with Base



Left drawers shown

DESCRIPTION

Two section supporting credenza, 26" drawers & shelves with base.

SPECIFICATION OPTIONS

product #: See charts below
top: See page 26
casing: See page 26
front: See page 26
pull: See page 22
grommet color: CW, BU, SV

ORDER EXAMPLE

product #: FD-LC26-1836-1L-B-N
top: M13 Licorice
casing: M13 Licorice
front: M13 Licorice
pull: Wedge
grommet color: SV Silver

Options/Notes

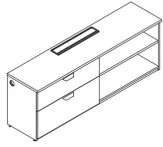
Standard Includes

- Order L for left drawer, or R for right drawer
- Order power by replacing * with:
 - ND for non-powered with no flip up access door
 - N for non-powered with flip up access door
 - E1 for single circuit power
 - E4 for 4-circuit power
- Shelving matches casing selection
- Top & side grommets are included with -N, -E1 and -E4 credenzas.
- Grommet color selection applies to both top and side grommets.
- No top or side grommets included with ND credenzas.
- Includes lock

Order Separately

- Order additional electrical parts for powered credenza separately, see page 154

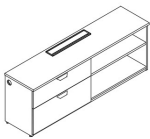
DRAWERS & SHELVES, with Base, 18"D



L drawers shown

PART #	HEIGHT	WIDTH	DEPTH	PRICE			
				ND	N	E1	E4
FD-LC26-1836-1L-B-*	26"	36"	18"	\$1,493	\$1,715	\$1,950	\$1,846
FD-LC26-1836-1R-B-*	26"	36"	18"	\$1,493	\$1,715	\$1,950	\$1,846
FD-LC26-1842-1L-B-*	26"	42"	18"	\$1,598	\$1,819	\$2,054	\$1,950
FD-LC26-1842-1R-B-*	26"	42"	18"	\$1,598	\$1,819	\$2,054	\$1,950
FD-LC26-1848-1L-B-*	26"	48"	18"	\$1,714	\$1,936	\$2,171	\$2,067
FD-LC26-1848-1R-B-*	26"	48"	18"	\$1,714	\$1,936	\$2,171	\$2,067
FD-LC26-1854-1L-B-*	26"	54"	18"	\$1,757	\$1,979	\$2,213	\$2,110
FD-LC26-1854-1R-B-*	26"	54"	18"	\$1,757	\$1,979	\$2,213	\$2,110
FD-LC26-1860-1L-B-*	26"	60"	18"	\$1,892	\$2,113	\$2,348	\$2,244
FD-LC26-1860-1R-B-*	26"	60"	18"	\$1,892	\$2,113	\$2,348	\$2,244
FD-LC26-1866-1L-B-*	26"	66"	18"	\$2,001	\$2,222	\$2,457	\$2,353
FD-LC26-1866-1R-B-*	26"	66"	18"	\$2,001	\$2,222	\$2,457	\$2,353
FD-LC26-1872-1L-B-*	26"	72"	18"	\$2,083	\$2,304	\$2,539	\$2,435
FD-LC26-1872-1R-B-*	26"	72"	18"	\$2,083	\$2,304	\$2,539	\$2,435

DRAWERS & SHELVES, with Base, 24"D

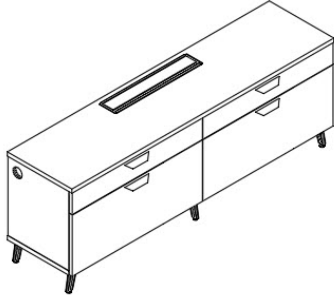


L drawers shown

PART #	HEIGHT	WIDTH	DEPTH	PRICE			
				ND	N	E1	E4
FD-LC26-2436-1L-B-*	26"	36"	24"	\$1,505	\$1,726	\$1,961	\$1,857
FD-LC26-2436-1R-B-*	26"	36"	24"	\$1,505	\$1,726	\$1,961	\$1,857
FD-LC26-2442-1L-B-*	26"	42"	24"	\$1,610	\$1,831	\$2,066	\$1,962
FD-LC26-2442-1R-B-*	26"	42"	24"	\$1,610	\$1,831	\$2,066	\$1,962
FD-LC26-2448-1L-B-*	26"	48"	24"	\$1,715	\$1,937	\$2,171	\$2,068
FD-LC26-2448-1R-B-*	26"	48"	24"	\$1,715	\$1,937	\$2,171	\$2,068
FD-LC26-2454-1L-B-*	26"	54"	24"	\$1,820	\$2,042	\$2,277	\$2,173
FD-LC26-2454-1R-B-*	26"	54"	24"	\$1,820	\$2,042	\$2,277	\$2,173
FD-LC26-2460-1L-B-*	26"	60"	24"	\$1,926	\$2,147	\$2,382	\$2,278
FD-LC26-2460-1R-B-*	26"	60"	24"	\$1,926	\$2,147	\$2,382	\$2,278
FD-LC26-2466-1L-B-*	26"	66"	24"	\$2,177	\$2,398	\$2,633	\$2,529
FD-LC26-2466-1R-B-*	26"	66"	24"	\$2,177	\$2,398	\$2,633	\$2,529
FD-LC26-2472-1L-B-*	26"	72"	24"	\$2,379	\$2,600	\$2,835	\$2,731
FD-LC26-2472-1R-B-*	26"	72"	24"	\$2,379	\$2,600	\$2,835	\$2,731

Two Section Credenza, Drawers & Drawers

with Feet



DESCRIPTION

Two section supporting credenza, 26" high, drawers & drawers with feet.

SPECIFICATION OPTIONS

product #: See charts below
top: See page 26
casing: See page 26
front: See page 26
pull: See page 22
foot style: Taper or Inset
support finish: CW, BU, SV
grommet color: CW, BU, SV

ORDER EXAMPLE

product #: FD-LC26-1836-2-F-N
top: M13 Licorice
casing: M13 Licorice
front: M13 Licorice
pull: Wedge
foot style: Taper
support finish: SV Silver
grommet color: SV Silver

Options/Notes

Standard Includes

- Order power by replacing * with:
 - ND for non-powered with no flip up access door
 - N for non-powered with flip up access door
 - E1 for single circuit power
 - E4 for 4-circuit power
- Top & side grommets are included with -N, -E1 and -E4 credenzas.
- Grommet color selection applies to both top and side grommets.
- No top or side grommets included with ND credenzas.
- Includes lock

Order Separately

- Order additional electrical parts for powered credenza separately, see page 154.

DRAWERS & DRAWERS, with Feet, 18"D



PART #	HEIGHT	WIDTH	DEPTH	PRICE			
				ND	N	E1	E4
FD-LC26-1836-2-F-*	26"	36"	18"	\$1,873	\$2,127	\$2,376	\$2,275
FD-LC26-1842-2-F-*	26"	42"	18"	\$2,163	\$2,418	\$2,666	\$2,566
FD-LC26-1848-2-F-*	26"	48"	18"	\$2,305	\$2,559	\$2,808	\$2,707
FD-LC26-1854-2-F-*	26"	54"	18"	\$2,352	\$2,606	\$2,854	\$2,754
FD-LC26-1860-2-F-*	26"	60"	18"	\$2,477	\$2,732	\$2,980	\$2,879
FD-LC26-1866-2-F-*	26"	66"	18"	\$2,603	\$2,857	\$3,106	\$3,005
FD-LC26-1872-2-F-*	26"	72"	18"	\$2,693	\$2,947	\$3,195	\$3,095

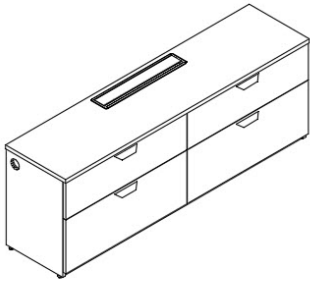
DRAWERS & DRAWERS, with Feet, 24"D



PART #	HEIGHT	WIDTH	DEPTH	PRICE			
				ND	N	E1	E4
FD-LC26-2436-2-F-*	26"	36"	24"	\$2,101	\$2,356	\$2,604	\$2,503
FD-LC26-2442-2-F-*	26"	42"	24"	\$2,224	\$2,479	\$2,727	\$2,627
FD-LC26-2448-2-F-*	26"	48"	24"	\$2,444	\$2,698	\$2,946	\$2,846
FD-LC26-2454-2-F-*	26"	54"	24"	\$2,590	\$2,844	\$3,093	\$2,992
FD-LC26-2460-2-F-*	26"	60"	24"	\$2,736	\$2,990	\$3,239	\$3,138
FD-LC26-2466-2-F-*	26"	66"	24"	\$2,882	\$3,137	\$3,385	\$3,284
FD-LC26-2472-2-F-*	26"	72"	24"	\$3,028	\$3,283	\$3,531	\$3,430

Two Section Credenza, Drawers & Drawers

with Base



DESCRIPTION

Two section supporting credenza, 26" high, drawers & drawers with base.

SPECIFICATION OPTIONS

product #: See charts below
top: See page 26
casing: See page 26
front: See page 26
pull: See page 22
grommet color: CW, BU, SV

ORDER EXAMPLE

product #: FD-LC26-1836-2-B-N
top: M13 Licorice
casing: M13 Licorice
front: M13 Licorice
pull: Wedge
grommet color: SV silver

Options/Notes

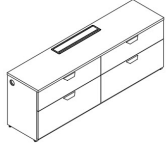
Standard Includes

- Order power by replacing * with:
 - ND for non-powered with no flip up access door
 - N for non-powered with flip up access door
 - E1 for single circuit power
 - E4 for 4-circuit power
- Top & side grommets are included with -N, -E1 and -E4 credenzas.
- Grommet color selection applies to both top and side grommets.
- No top or side grommets included with ND credenzas.
- Includes locks

Order Separately

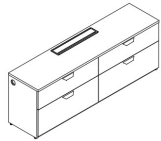
- Order additional electrical parts for powered credenza separately, see page 154

DRAWERS & DRAWERS, with Base, 18"D



PART #	HEIGHT	WIDTH	DEPTH	PRICE			
				ND	N	E1	E4
FD-LC26-1836-2-B-*	26"	36"	18"	\$1,913	\$2,140	\$2,419	\$2,319
FD-LC26-1842-2-B-*	26"	42"	18"	\$2,114	\$2,340	\$2,620	\$2,520
FD-LC26-1848-2-B-*	26"	48"	18"	\$2,267	\$2,494	\$2,774	\$2,673
FD-LC26-1854-2-B-*	26"	54"	18"	\$2,326	\$2,552	\$2,832	\$2,731
FD-LC26-1860-2-B-*	26"	60"	18"	\$2,463	\$2,690	\$2,969	\$2,869
FD-LC26-1866-2-B-*	26"	66"	18"	\$2,601	\$2,827	\$3,107	\$3,006
FD-LC26-1872-2-B-*	26"	72"	18"	\$2,738	\$2,964	\$3,244	\$3,144

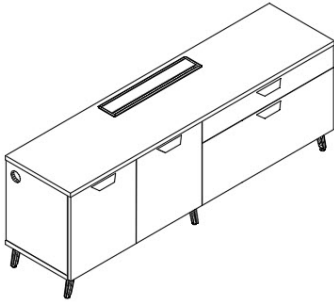
DRAWERS & DRAWERS, with Base, 24"D



PART #	HEIGHT	WIDTH	DEPTH	PRICE			
				ND	N	E1	E4
FD-LC26-2436-2-B-*	26"	36"	24"	\$2,025	\$2,252	\$2,532	\$2,431
FD-LC26-2442-2-B-*	26"	42"	24"	\$2,161	\$2,387	\$2,667	\$2,566
FD-LC26-2448-2-B-*	26"	48"	24"	\$2,203	\$2,429	\$2,709	\$2,608
FD-LC26-2454-2-B-*	26"	54"	24"	\$2,576	\$2,802	\$3,082	\$2,981
FD-LC26-2460-2-B-*	26"	60"	24"	\$2,734	\$2,960	\$3,240	\$3,139
FD-LC26-2466-2-B-*	26"	66"	24"	\$2,892	\$3,118	\$3,398	\$3,297
FD-LC26-2472-2-B-*	26"	72"	24"	\$3,049	\$3,276	\$3,556	\$3,455

Two Section Credenza, Drawers & Doors

with Feet



Right drawers shown

DESCRIPTION

Two section supporting credenza, 26" high, drawers & doors.

SPECIFICATION OPTIONS

product #: See charts below
top: See page 26
casing: See page 26
front: See page 26
pull: See page 22
foot style: Taper or Inset
support finish: CW, BU, SV
grommet color: CW, BU, SV

ORDER EXAMPLE

product #: FD-LC26-1836-3L-F-N
top: M13 Licorice
casing: M13 Licorice
front: M13 Licorice
pull: Wedge
foot style: Taper
support finish: SV Silver
grommet color: SV Silver

Options/Notes

Standard Includes

- Order L for left drawer, or R for right drawer
- Order power by replacing * with:
 - ND for non-powered with no flip up access door
 - N for non-powered with flip up access door
 - E1 for single circuit power
 - E4 for 4-circuit power
- Shelving matches casing selection
- Top & side grommets are included with -N, -E1 and -E4 credenzas.
- Grommet color selection applies to both top and side grommets.
- No top or side grommets included with ND credenzas.
- Includes locks

Order Separately

- Order additional electrical parts for powered credenza separately, see page 154

DRAWERS & DOORS, with Feet, 18"D



Right drawers shown

PART #	HEIGHT	WIDTH	DEPTH	PRICE			
				ND	N	E1	E4
FD-LC26-1836-3L-F-*	26"	36"	18"	\$1,734	\$1,988	\$2,260	\$2,160
FD-LC26-1836-3R-F-*	26"	36"	18"	\$1,734	\$1,988	\$2,260	\$2,160
FD-LC26-1842-3L-F-*	26"	42"	18"	\$1,819	\$2,073	\$2,345	\$2,245
FD-LC26-1842-3R-F-*	26"	42"	18"	\$1,819	\$2,073	\$2,345	\$2,245
FD-LC26-1848-3L-F-*	26"	48"	18"	\$1,935	\$2,189	\$2,461	\$2,361
FD-LC26-1848-3R-F-*	26"	48"	18"	\$1,935	\$2,189	\$2,461	\$2,361
FD-LC26-1854-3L-F-*	26"	54"	18"	\$2,011	\$2,265	\$2,537	\$2,437
FD-LC26-1854-3R-F-*	26"	54"	18"	\$2,011	\$2,265	\$2,537	\$2,437
FD-LC26-1860-3L-F-*	26"	60"	18"	\$2,119	\$2,373	\$2,645	\$2,545
FD-LC26-1860-3R-F-*	26"	60"	18"	\$2,119	\$2,373	\$2,645	\$2,545
FD-LC26-1866-3L-F-*	26"	66"	18"	\$2,234	\$2,489	\$2,761	\$2,660
FD-LC26-1866-3R-F-*	26"	66"	18"	\$2,234	\$2,489	\$2,761	\$2,660
FD-LC26-1872-3L-F-*	26"	72"	18"	\$2,342	\$2,597	\$2,869	\$2,768
FD-LC26-1872-3R-F-*	26"	72"	18"	\$2,342	\$2,597	\$2,869	\$2,768

DRAWERS & DOORS, with Feet, 24"D

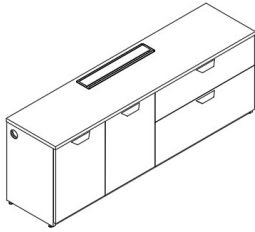


Right drawers shown

PART #	HEIGHT	WIDTH	DEPTH	PRICE			
				ND	N	E1	E4
FD-LC26-2436-3L-F-*	26"	36"	24"	\$1,816	\$2,071	\$2,343	\$2,242
FD-LC26-2436-3R-F-*	26"	36"	24"	\$1,816	\$2,071	\$2,343	\$2,242
FD-LC26-2442-3L-F-*	26"	42"	24"	\$1,939	\$2,194	\$2,466	\$2,365
FD-LC26-2442-3R-F-*	26"	42"	24"	\$1,939	\$2,194	\$2,466	\$2,365
FD-LC26-2448-3L-F-*	26"	48"	24"	\$2,102	\$2,357	\$2,629	\$2,528
FD-LC26-2448-3R-F-*	26"	48"	24"	\$2,102	\$2,357	\$2,629	\$2,528
FD-LC26-2454-3L-F-*	26"	54"	24"	\$2,237	\$2,491	\$2,763	\$2,663
FD-LC26-2454-3R-F-*	26"	54"	24"	\$2,237	\$2,491	\$2,763	\$2,663
FD-LC26-2460-3L-F-*	26"	60"	24"	\$2,364	\$2,618	\$2,890	\$2,790
FD-LC26-2460-3R-F-*	26"	60"	24"	\$2,364	\$2,618	\$2,890	\$2,790
FD-LC26-2466-3L-F-*	26"	66"	24"	\$2,498	\$2,753	\$3,025	\$2,924
FD-LC26-2466-3R-F-*	26"	66"	24"	\$2,498	\$2,753	\$3,025	\$2,924
FD-LC26-2472-3L-F-*	26"	72"	24"	\$2,625	\$2,880	\$3,152	\$3,051
FD-LC26-2472-3R-F-*	26"	72"	24"	\$2,625	\$2,880	\$3,152	\$3,051

Two Section Credenza, Drawers & Doors

with Base



Right drawers shown

DESCRIPTION

Two section supporting credenza, 26" high, drawers and doors with base.

SPECIFICATION OPTIONS

product #: See charts below
top: See page 26
casing: See page 26
front: See page 26
pull: See page 22
grommet color: CW, BU, SV

ORDER EXAMPLE

product #: FD-LC26-1836-3L-B-N
top: M13 Licorice
casing: M13 Licorice
front: M13 Licorice
pull: Wedge
grommet color: SV Silver

Options/Notes

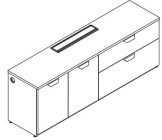
Standard Includes

- Order L for left drawer, or R for right drawer
- Order power by replacing * with:
 - ND for non-powered with no flip up access door
 - N for non-powered with flip up access door
 - E1 for single circuit power
 - E4 for 4-circuit power
- Shelving matches casing selection
- Top & side grommets are included with -N, -E1 and -E4 credenzas.
- Grommet color selection applies to both top and side grommets.
- No top or side grommets included with ND credenzas.
- Includes locks

Order Separately

- Order additional electrical parts for powered credenza separately, see page154

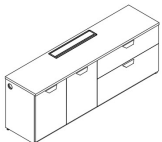
DRAWERS & DOORS, with Base, 18"D



Right drawers shown

PART #	HEIGHT	WIDTH	DEPTH	PRICE			
				ND	N	E1	E4
FD-LC26-1836-3L-B-*	26"	36"	18"	\$1,684	\$1,962	\$2,214	\$2,113
FD-LC26-1836-3R-B-*	26"	36"	18"	\$1,684	\$1,962	\$2,214	\$2,113
FD-LC26-1842-3L-B-*	26"	42"	18"	\$1,777	\$2,055	\$2,307	\$2,206
FD-LC26-1842-3R-B-*	26"	42"	18"	\$1,777	\$2,055	\$2,307	\$2,206
FD-LC26-1848-3L-B-*	26"	48"	18"	\$1,903	\$2,181	\$2,433	\$2,332
FD-LC26-1848-3R-B-*	26"	48"	18"	\$1,903	\$2,181	\$2,433	\$2,332
FD-LC26-1854-3L-B-*	26"	54"	18"	\$1,986	\$2,264	\$2,516	\$2,415
FD-LC26-1854-3R-B-*	26"	54"	18"	\$1,986	\$2,264	\$2,516	\$2,415
FD-LC26-1860-3L-B-*	26"	60"	18"	\$2,102	\$2,381	\$2,632	\$2,532
FD-LC26-1860-3R-B-*	26"	60"	18"	\$2,102	\$2,381	\$2,632	\$2,532
FD-LC26-1866-3L-B-*	26"	66"	18"	\$2,226	\$2,505	\$2,756	\$2,656
FD-LC26-1866-3R-B-*	26"	66"	18"	\$2,226	\$2,505	\$2,756	\$2,656
FD-LC26-1872-3L-B-*	26"	72"	18"	\$2,343	\$2,621	\$2,873	\$2,772
FD-LC26-1872-3R-B-*	26"	72"	18"	\$2,343	\$2,621	\$2,873	\$2,772

DRAWERS & DOORS, with Base, 24"D

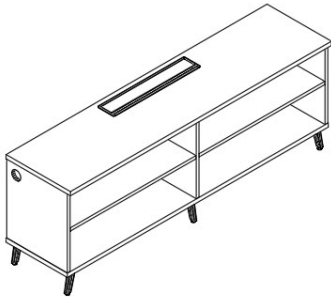


Right drawers shown

PART #	HEIGHT	WIDTH	DEPTH	PRICE			
				ND	N	E1	E4
FD-LC26-2436-3L-B-*	26"	36"	24"	\$1,779	\$2,057	\$2,308	\$2,208
FD-LC26-2436-3R-B-*	26"	36"	24"	\$1,779	\$2,057	\$2,308	\$2,208
FD-LC26-2442-3L-B-*	26"	42"	24"	\$1,910	\$2,188	\$2,440	\$2,339
FD-LC26-2442-3R-B-*	26"	42"	24"	\$1,910	\$2,188	\$2,440	\$2,339
FD-LC26-2448-3L-B-*	26"	48"	24"	\$2,056	\$2,334	\$2,586	\$2,485
FD-LC26-2448-3R-B-*	26"	48"	24"	\$2,056	\$2,334	\$2,586	\$2,485
FD-LC26-2454-3L-B-*	26"	54"	24"	\$2,225	\$2,503	\$2,755	\$2,654
FD-LC26-2454-3R-B-*	26"	54"	24"	\$2,225	\$2,503	\$2,755	\$2,654
FD-LC26-2460-3L-B-*	26"	60"	24"	\$2,360	\$2,639	\$2,890	\$2,790
FD-LC26-2460-3R-B-*	26"	60"	24"	\$2,360	\$2,639	\$2,890	\$2,790
FD-LC26-2466-3L-B-*	26"	66"	24"	\$2,503	\$2,782	\$3,033	\$2,933
FD-LC26-2466-3R-B-*	26"	66"	24"	\$2,503	\$2,782	\$3,033	\$2,933
FD-LC26-2472-3L-B-*	26"	72"	24"	\$2,639	\$2,917	\$3,169	\$3,068
FD-LC26-2472-3R-B-*	26"	72"	24"	\$2,639	\$2,917	\$3,169	\$3,068

Two Section Credenza, Shelves & Shelves

with Feet



DESCRIPTION

Two section supporting credenza, 26" high, shelves and shelves with feet.

SPECIFICATION OPTIONS

product #: See charts below
top: See page 26
casing: See page 26
foot style: Taper or Inset
support finish: CW, BU, SV
grommet color: CW, BU, SV

ORDER EXAMPLE

product #: FD-LC26-1836-4-F-N
top: M13 Licorice
casing: M13 Licorice
foot style: Taper
support finish: SV Silver
grommet color: SV Silver

Options/Notes

Standard Includes

- Order power by replacing * with:
 - ND for non-powered with no flip up access door
 - N for non-powered with flip up access door
 - E1 for single circuit power
 - E4 for 4-circuit power
 - Shelving matches casing selection
- Top & side grommets are included with -N, -E1 and -E4 credenzas.
- Grommet color selection applies to both top and side grommets.
- No top or side grommets included with ND credenzas.

Order Separately

- Order additional electrical parts for powered credenza separately, see page 154

SHELVES & SHELVES, with Feet, 18"D



PART #	HEIGHT	WIDTH	DEPTH	PRICE			
				ND	N	E1	E4
FD-LC26-1836-4-F-*	26"	36"	18"	\$901	\$1,172	\$1,451	\$1,351
FD-LC26-1842-4-F-*	26"	42"	18"	\$963	\$1,234	\$1,513	\$1,413
FD-LC26-1848-4-F-*	26"	48"	18"	\$1,039	\$1,309	\$1,589	\$1,488
FD-LC26-1854-4-F-*	26"	54"	18"	\$1,114	\$1,385	\$1,665	\$1,564
FD-LC26-1860-4-F-*	26"	60"	18"	\$1,190	\$1,461	\$1,740	\$1,640
FD-LC26-1866-4-F-*	26"	66"	18"	\$1,266	\$1,536	\$1,816	\$1,715
FD-LC26-1872-4-F-*	26"	72"	18"	\$1,341	\$1,612	\$1,892	\$1,791

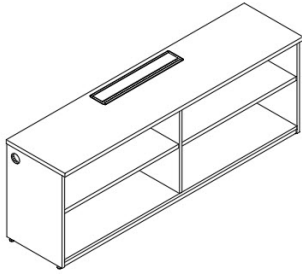
SHELVES & SHELVES, with Feet, 24"D



PART #	HEIGHT	WIDTH	DEPTH	PRICE			
				ND	N	E1	E4
FD-LC26-2436-4-F-*	26"	36"	24"	\$1,051	\$1,321	\$1,601	\$1,500
FD-LC26-2442-4-F-*	26"	42"	24"	\$1,144	\$1,414	\$1,694	\$1,593
FD-LC26-2448-4-F-*	26"	48"	24"	\$1,237	\$1,507	\$1,787	\$1,686
FD-LC26-2454-4-F-*	26"	54"	24"	\$1,330	\$1,600	\$1,880	\$1,779
FD-LC26-2460-4-F-*	26"	60"	24"	\$1,423	\$1,693	\$1,973	\$1,872
FD-LC26-2466-4-F-*	26"	66"	24"	\$1,516	\$1,786	\$2,066	\$1,965
FD-LC26-2472-4-F-*	26"	72"	24"	\$1,609	\$1,879	\$2,159	\$2,058

Two Section Credenza, Shelves & Shelves

with Base



DESCRIPTION

Two section supporting credenza, 26" high, shelves and shelves with base.

SPECIFICATION OPTIONS

product #: See charts below
top: See page 26
casing: See page 26
grommet color: CW, BU, SV

ORDER EXAMPLE

product #: FD-LC26-1836-4-B-N
top: M13 Licorice
casing: M13 Licorice
grommet color: SV Silver

Options/Notes

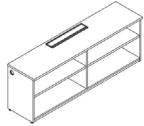
Standard Includes

- Order power by replacing * with:
 - ND for non-powered with no flip up access door
 - N for non-powered with flip up access door
 - E1 for single circuit power
 - E4 for 4-circuit power
- Shelving matches casing selection
- Top & side grommets are included with -N, -E1 and -E4 credenzas.
- Grommet color selection applies to both top and side grommets.
- No top or side grommets included with ND credenzas.

Order Separately

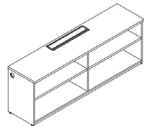
- Order additional electrical parts for powered credenza separately, see page 154

SHELVES & SHELVES, with Base, 18"D



PART #	HEIGHT	WIDTH	DEPTH	PRICE			
				ND	N	E1	E4
FD-LC26-1836-4-B-*	26"	36"	18"	\$828	\$1,098	\$1,375	\$1,274
FD-LC26-1842-4-B-*	26"	42"	18"	\$920	\$1,191	\$1,467	\$1,366
FD-LC26-1848-4-B-*	26"	48"	18"	\$1,000	\$1,271	\$1,547	\$1,446
FD-LC26-1854-4-B-*	26"	54"	18"	\$1,080	\$1,351	\$1,627	\$1,526
FD-LC26-1860-4-B-*	26"	60"	18"	\$1,160	\$1,431	\$1,707	\$1,606
FD-LC26-1866-4-B-*	26"	66"	18"	\$1,240	\$1,511	\$1,787	\$1,686
FD-LC26-1872-4-B-*	26"	72"	18"	\$1,320	\$1,590	\$1,867	\$1,766

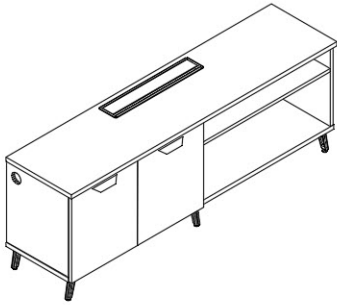
SHELVES & SHELVES, with Base, 24"D



PART #	HEIGHT	WIDTH	DEPTH	PRICE			
				ND	N	E1	E4
FD-LC26-2436-4-B-*	26"	36"	24"	\$1,016	\$1,287	\$1,563	\$1,462
FD-LC26-2442-4-B-*	26"	42"	24"	\$1,113	\$1,384	\$1,660	\$1,560
FD-LC26-2448-4-B-*	26"	48"	24"	\$1,211	\$1,481	\$1,758	\$1,657
FD-LC26-2454-4-B-*	26"	54"	24"	\$1,308	\$1,579	\$1,855	\$1,754
FD-LC26-2460-4-B-*	26"	60"	24"	\$1,405	\$1,676	\$1,952	\$1,852
FD-LC26-2466-4-B-*	26"	66"	24"	\$1,503	\$1,773	\$2,050	\$1,949
FD-LC26-2472-4-B-*	26"	72"	24"	\$1,600	\$1,870	\$2,147	\$2,046

Two Section Credenza, Doors & Shelves

with Feet



Left doors shown

DESCRIPTION

Two section supporting credenza, 26" high, doors and shelves with feet.

SPECIFICATION OPTIONS

product #: See charts below
top: See page 26
casing: See page 26
front: See page 26
pull: See page 22
foot style: Taper or Inset
support finish: CW, BU, SV
grommet color: CW, BU, SV

ORDER EXAMPLE

product #: FD-LC26-1836-5L-F-N
top: M13 Licorice
casing: M13 Licorice
front: M13 Licorice
pull: Wedge
foot style: Taper
support finish: SV Silver
grommet color: SV Silver

Options/Notes

Standard Includes

- Order L for left doors, or R for right doors
- Order power by replacing * with:
 - ND for non-powered with no flip up access door
 - N for non-powered with flip up access door
 - E1 for single circuit power
 - E4 for 4-circuit power
- Shelving matches casing selection
- Top & side grommets are included with -N, -E1 and -E4 credenzas.
- Grommet color selection applies to both top and side grommets.
- No top or side grommets included with ND credenzas.
- Includes locks

Order Separately

- Order additional electrical parts for powered credenza separately, see page 154

DOORS & SHELVES, with Feet, 18"D



Left doors shown

PART #	HEIGHT	WIDTH	DEPTH	PRICE			
				ND	N	E1	E4
FD-LC26-1836-5L-F-*	26"	36"	18"	\$1,154	\$1,424	\$1,688	\$1,588
FD-LC26-1836-5R-F-*	26"	36"	18"	\$1,154	\$1,424	\$1,688	\$1,588
FD-LC26-1842-5L-F-*	26"	42"	18"	\$1,232	\$1,502	\$1,766	\$1,665
FD-LC26-1842-5R-F-*	26"	42"	18"	\$1,232	\$1,502	\$1,766	\$1,665
FD-LC26-1848-5L-F-*	26"	48"	18"	\$1,315	\$1,586	\$1,850	\$1,749
FD-LC26-1848-5R-F-*	26"	48"	18"	\$1,315	\$1,586	\$1,850	\$1,749
FD-LC26-1854-5L-F-*	26"	54"	18"	\$1,407	\$1,677	\$1,941	\$1,841
FD-LC26-1854-5R-F-*	26"	54"	18"	\$1,407	\$1,677	\$1,941	\$1,841
FD-LC26-1860-5L-F-*	26"	60"	18"	\$1,491	\$1,761	\$2,025	\$1,924
FD-LC26-1860-5R-F-*	26"	60"	18"	\$1,491	\$1,761	\$2,025	\$1,924
FD-LC26-1866-5L-F-*	26"	66"	18"	\$1,582	\$1,853	\$2,116	\$2,016
FD-LC26-1866-5R-F-*	26"	66"	18"	\$1,582	\$1,853	\$2,116	\$2,016
FD-LC26-1872-5L-F-*	26"	72"	18"	\$1,666	\$1,937	\$2,200	\$2,100
FD-LC26-1872-5R-F-*	26"	72"	18"	\$1,666	\$1,937	\$2,200	\$2,100

DOORS & SHELVES, with Feet, 24"D

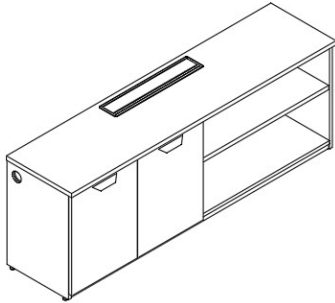


Left doors shown

PART #	HEIGHT	WIDTH	DEPTH	PRICE			
				ND	N	E1	E4
FD-LC26-2436-5L-F-*	26"	36"	24"	\$1,305	\$1,575	\$1,839	\$1,738
FD-LC26-2436-5R-F-*	26"	36"	24"	\$1,305	\$1,575	\$1,839	\$1,738
FD-LC26-2442-5L-F-*	26"	42"	24"	\$1,413	\$1,684	\$1,948	\$1,847
FD-LC26-2442-5R-F-*	26"	42"	24"	\$1,413	\$1,684	\$1,948	\$1,847
FD-LC26-2448-5L-F-*	26"	48"	24"	\$1,515	\$1,785	\$2,049	\$1,948
FD-LC26-2448-5R-F-*	26"	48"	24"	\$1,515	\$1,785	\$2,049	\$1,948
FD-LC26-2454-5L-F-*	26"	54"	24"	\$1,623	\$1,894	\$2,157	\$2,057
FD-LC26-2454-5R-F-*	26"	54"	24"	\$1,623	\$1,894	\$2,157	\$2,057
FD-LC26-2460-5L-F-*	26"	60"	24"	\$1,725	\$1,995	\$2,259	\$2,158
FD-LC26-2460-5R-F-*	26"	60"	24"	\$1,725	\$1,995	\$2,259	\$2,158
FD-LC26-2466-5L-F-*	26"	66"	24"	\$1,833	\$2,104	\$2,368	\$2,267
FD-LC26-2466-5R-F-*	26"	66"	24"	\$1,833	\$2,104	\$2,368	\$2,267
FD-LC26-2472-5L-F-*	26"	72"	24"	\$1,935	\$2,205	\$2,469	\$2,368
FD-LC26-2472-5R-F-*	26"	72"	24"	\$1,935	\$2,205	\$2,469	\$2,368

Two Section Credenza, Doors & Shelves

with Base



Left doors shown

DESCRIPTION

Two section supporting credenza, 26" high, doors and shelves with base.

SPECIFICATION OPTIONS

product #: See charts below
top: See page 26
casing: See page 26
front: See page 26
pull: See page 22
grommet color: CW, BU, SV

ORDER EXAMPLE

product #: FD-LC26-1836-5L-B-N
top: M13 Licorice
casing: M13 Licorice
front: M13 Licorice
pull: Wedge
grommet color: SV Silver

Options/Notes

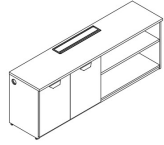
Standard Includes

- Order L for left doors, or R for right doors
- Order power by replacing * with:
 - ND for non-powered with no flip up access door
 - N for non-powered with flip up access door
 - E1 for single circuit power
 - E4 for 4-circuit power
- Shelving matches casing selection
- Top & side grommets are included with -N, -E1 and -E4 credenzas.
- Grommet color selection applies to both top and side grommets.
- No top or side grommets included with ND credenzas.
- Includes locks

Order Separately

- Order additional electrical parts for powered credenza separately, see page 154

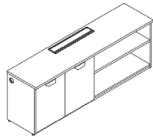
DOORS & SHELVES, with Base, 18"D



Left doors shown

PART #	HEIGHT	WIDTH	DEPTH	PRICE			
				ND	N	E1	E4
FD-LC26-1836-5L-B-*	26"	36"	18"	\$1,074	\$1,325	\$1,621	\$1,520
FD-LC26-1836-5R-B-*	26"	36"	18"	\$1,074	\$1,325	\$1,621	\$1,520
FD-LC26-1842-5L-B-*	26"	42"	18"	\$1,182	\$1,433	\$1,728	\$1,628
FD-LC26-1842-5R-B-*	26"	42"	18"	\$1,182	\$1,433	\$1,728	\$1,628
FD-LC26-1848-5L-B-*	26"	48"	18"	\$1,269	\$1,521	\$1,816	\$1,715
FD-LC26-1848-5R-B-*	26"	48"	18"	\$1,269	\$1,521	\$1,816	\$1,715
FD-LC26-1854-5L-B-*	26"	54"	18"	\$1,365	\$1,616	\$1,911	\$1,811
FD-LC26-1854-5R-B-*	26"	54"	18"	\$1,365	\$1,616	\$1,911	\$1,811
FD-LC26-1860-5L-B-*	26"	60"	18"	\$1,453	\$1,704	\$1,999	\$1,899
FD-LC26-1860-5R-B-*	26"	60"	18"	\$1,453	\$1,704	\$1,999	\$1,899
FD-LC26-1866-5L-B-*	26"	66"	18"	\$1,548	\$1,799	\$2,095	\$1,994
FD-LC26-1866-5R-B-*	26"	66"	18"	\$1,548	\$1,799	\$2,095	\$1,994
FD-LC26-1872-5L-B-*	26"	72"	18"	\$1,636	\$1,887	\$2,182	\$2,082
FD-LC26-1872-5R-B-*	26"	72"	18"	\$1,636	\$1,887	\$2,182	\$2,082

DOORS & SHELVES, with Base, 24"D

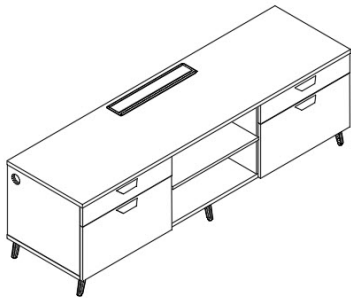


Left doors shown

PART #	HEIGHT	WIDTH	DEPTH	PRICE			
				ND	N	E1	E4
FD-LC26-2436-5L-B-*	26"	36"	24"	\$1,263	\$1,514	\$1,809	\$1,709
FD-LC26-2436-5R-B-*	26"	36"	24"	\$1,263	\$1,514	\$1,809	\$1,709
FD-LC26-2442-5L-B-*	26"	42"	24"	\$1,375	\$1,626	\$1,922	\$1,821
FD-LC26-2442-5R-B-*	26"	42"	24"	\$1,375	\$1,626	\$1,922	\$1,821
FD-LC26-2448-5L-B-*	26"	48"	24"	\$1,480	\$1,731	\$2,027	\$1,926
FD-LC26-2448-5R-B-*	26"	48"	24"	\$1,480	\$1,731	\$2,027	\$1,926
FD-LC26-2454-5L-B-*	26"	54"	24"	\$1,593	\$1,844	\$2,140	\$2,039
FD-LC26-2454-5R-B-*	26"	54"	24"	\$1,593	\$1,844	\$2,140	\$2,039
FD-LC26-2460-5L-B-*	26"	60"	24"	\$1,698	\$1,949	\$2,245	\$2,144
FD-LC26-2460-5R-B-*	26"	60"	24"	\$1,698	\$1,949	\$2,245	\$2,144
FD-LC26-2466-5L-B-*	26"	66"	24"	\$1,811	\$2,062	\$2,357	\$2,257
FD-LC26-2466-5R-B-*	26"	66"	24"	\$1,811	\$2,062	\$2,357	\$2,257
FD-LC26-2472-5L-B-*	26"	72"	24"	\$1,916	\$2,167	\$2,462	\$2,362
FD-LC26-2472-5R-B-*	26"	72"	24"	\$1,916	\$2,167	\$2,462	\$2,362

Three Section Credenza, Center Shelves & Drawers

with Feet



DESCRIPTION

Three section supporting credenza, 26" high, center shelves & drawers with feet.

SPECIFICATION OPTIONS

product #: See charts below
top: See page 26
casing: See page 26
front: See page 26
pull: See page 22
foot style: Taper or Inset
Support finish: CW, BU, SV
grommet color: CW, BU, SV

ORDER EXAMPLE

product #: FD-LC26-2478-1-F-N
top: M13 Licorice
casing: M13 Licorice
front: M13 Licorice
pull: Wedge
foot style: Taper
Support finish: SV Silver
grommet color: SV Silver

Options/Notes

Standard Includes

- Order power by replacing * with:
 - ND for non-powered with no flip up access door
 - N for non-powered with flip up access door
 - E1 for single circuit power
 - E4 for 4-circuit power
- Shelving matches casing selection
- Top & side grommets are included with -N, -E1 and -E4 credenzas.
- Grommet color selection applies to both top and side grommets.
- No top or side grommets included with ND credenzas.
- Includes locks

Order Separately

- Order additional electrical parts for powered credenza separately, see page 154

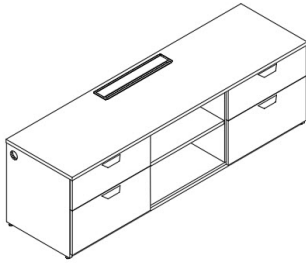
CENTER SHELVES & DRAWERS, with Feet, 24"D



PART #	HEIGHT	WIDTH	DEPTH	PRICE			
				ND	N	E1	E4
FD-LC26-2478-1-F-*	26"	78"	24"	\$3,046	\$3,318	\$3,598	\$3,497
FD-LC26-2484-1-F-*	26"	84"	24"	\$3,147	\$3,419	\$3,699	\$3,598

Three Section Credenza, Center Shelves & Drawers

with Base



DESCRIPTION

Three section supporting credenza, 26" high, center shelves & drawers with base.

SPECIFICATION OPTIONS

product #: See charts below
top: See page 26
casing: See page 26
front: See page 26
pull: See page 22
grommet color: CW, BU, SV

ORDER EXAMPLE

product #: FD-LC26-2478-1-B-N
top: M13 Licorice
casing: M13 Licorice
front: M13 Licorice
pull: Wedge
grommet color: SV Silver

Options/Notes

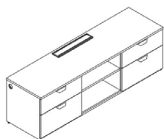
Standard Includes

- Order power by replacing * with:
 - ND for non-powered with no flip up access door
 - N for non-powered with flip up access door
 - E1 for single circuit power
 - E4 for 4-circuit power
- Shelving matches casing selection
- Top & side grommets are included with -N, -E1 and -E4 credenzas.
- Grommet color selection applies to both top and side grommets.
- No top or side grommets included with ND credenzas.
- Includes locks

Order Separately

- Order additional electrical parts for powered credenza separately, see page 154

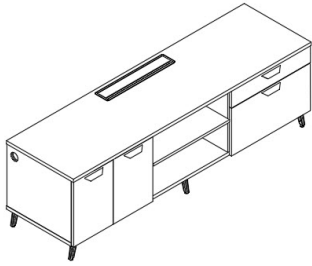
CENTER SHELVES & DRAWERS, with Base, 24"D



PART #	HEIGHT	WIDTH	DEPTH	PRICE			
				ND	N	E1	E4
FD-LC26-2478-1-B*	26"	78"	24"	\$3,064	\$3,338	\$3,617	\$3,517
FD-LC26-2484-1-B*	26"	84"	24"	\$3,174	\$3,447	\$3,727	\$3,627

Three Section Credenza, Center Shelves, Drawers & Doors

with Feet



Right drawers shown

DESCRIPTION

Three section supporting credenza, 26" high, center shelves & drawers & doors with feet.

SPECIFICATION OPTIONS

product #: See charts below
top: See page 26
casing: See page 26
front: See page 26
pull: See page 22
foot style: Taper or Inset
support finish: CW, BU, SV
grommet color: CW, BU, SV

ORDER EXAMPLE

product #: FD-LC26-2478-2L-F-N
top: M13 Licorice
casing: M13 Licorice
front: M13 Licorice
pull: Wedge
foot style: Taper
support finish: SV Silver
grommet color: SV Silver

Options/Notes

Standard Includes

- Order L for left drawer or R for right drawer
- Order power by replacing * with:
 - ND for non-powered with no flip up access door
 - N for non-powered with flip up access door
 - E1 for single circuit power
 - E4 for 4-circuit power
- Shelving matches casing selection
- Top & side grommets are included with -N, -E1 and -E4 credenzas.
- Grommet color selection applies to both top and side grommets.
- No top or side grommets included with ND credenzas.
- Includes locks

Order Separately

- Order additional electrical parts for powered credenza separately, see page 154

CENTER SHELVES, DRAWERS & DOORS, with Feet, 24"D

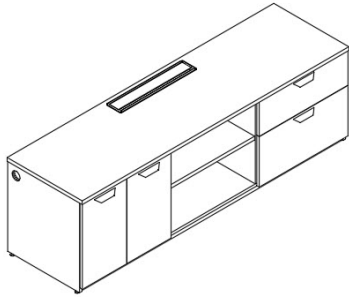


Right drawers shown

PART #	HEIGHT	WIDTH	DEPTH	PRICE			
				ND	N	E1	E4
FD-LC26-2478-2L-F*	26"	78"	24"	\$2,706	\$2,978	\$3,296	\$3,196
FD-LC26-2478-2R-F*	26"	78"	24"	\$2,706	\$2,978	\$3,296	\$3,196
FD-LC26-2484-2L-F*	26"	84"	24"	\$2,811	\$3,083	\$3,401	\$3,300
FD-LC26-2484-2R-F*	26"	84"	24"	\$2,811	\$3,083	\$3,401	\$3,300

Three Section Credenza, Center Shelves, Drawers & Doors

with Base



Right drawers shown

DESCRIPTION

Three section supporting credenza, 26" high, center shelves & drawers & doors with base.

SPECIFICATION OPTIONS

product #: See charts below
top: See page 26
casing: See page 26
front: See page 26
pull: See page 22
grommet color: CW, BU, SV

ORDER EXAMPLE

product #: FD-LC26-2478-2L-B-N
top: M13 Licorice
casing: M13 Licorice
front: M13 Licorice
pull: Wedge
grommet color: SV Silver

Options/Notes

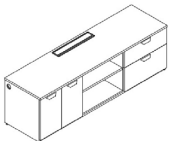
Standard Includes

- Order L for left drawer or R for right drawer
- Order power by replacing * with:
 - ND for non-powered with no flip up access door
 - N for non-powered with flip up access door
 - E1 for single circuit power
 - E4 for 4-circuit power
- Shelving matches casing selection
- Top & side grommets are included with -N, -E1 and -E4 credenzas.
- Grommet color selection applies to both top and side grommets.
- No top or side grommets included with ND credenzas.
- Includes locks

Order Separately

- Order additional electrical parts for powered credenza separately, see page 154

CENTER SHELVES, DRAWERS & DOORS, with Base, 24"D

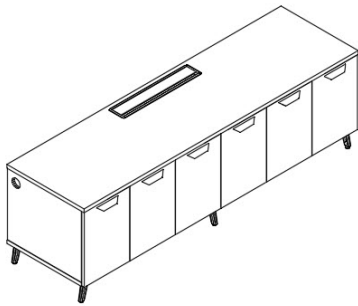


Right drawers shown

PART #	HEIGHT	WIDTH	DEPTH	PRICE			
				ND	N	E1	E4
FD-LC26-2478-2L-B*	26"	78"	24"	\$2,715	\$2,987	\$3,267	\$3,166
FD-LC26-2478-2R-B*	26"	78"	24"	\$2,715	\$2,987	\$3,267	\$3,166
FD-LC26-2484-2L-B*	26"	84"	24"	\$2,826	\$3,098	\$3,378	\$3,277
FD-LC26-2484-2R-B*	26"	84"	24"	\$2,826	\$3,098	\$3,378	\$3,277

Three Section Credenza, Triple Doors

with Feet



DESCRIPTION

Three section supporting credenza, 26" high, triple doors with feet.

SPECIFICATION OPTIONS

product #: See charts below
top: See page 26
casing: See page 26
front: See page 26
pull: See page 22
foot style: Taper or Inset
support finish: CW, BU, SV
grommet color: CW, BU, SV

ORDER EXAMPLE

product #: FD-LC26-2478-3-F-N
top: M13 Licorice
casing: M13 Licorice
front: M13 Licorice
pull: Wedge
foot style: Taper
support finish: SV Silver
grommet color: SV Silver

Options/Notes

Standard Includes

- Order power by replacing * with:
 - ND for non-powered with no flip up access door
 - N for non-powered with flip up access door
 - E1 for single circuit power
 - E4 for 4-circuit power
- Shelving matches casing selection
- Top & side grommets are included with -N, -E1 and -E4 credenzas.
- Grommet color selection applies to both top and side grommets.
- No top or side grommets included with ND credenzas.
- Includes locks

Order Separately

- Order additional electrical parts for powered credenza separately, see page 154

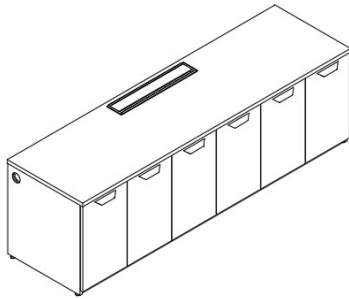
TRIPLE DOORS, with Feet, 24"D



PART #	HEIGHT	WIDTH	DEPTH	PRICE			
				ND	N	E1	E4
FD-LC26-2478-3-F*	26"	78"	24"	\$2,503	\$2,629	\$3,055	\$2,955
FD-LC26-2484-3-F*	26"	84"	24"	\$2,612	\$2,738	\$3,164	\$3,064

Three Section Credenza, Triple Doors

with Base



DESCRIPTION

Three section supporting credenza, 26" high, triple doors with base.

SPECIFICATION OPTIONS

product #: See charts below
top: See page 26
casing: See page 26
front: See page 26
pull: See page 22
grommet color: CW, BU, SV

ORDER EXAMPLE

product #: FD-LC26-2478-3-B-N
top: M13 Licorice
casing: M13 Licorice
front: M13 Licorice
pull: Wedge
grommet color: SV Silver

Options/Notes

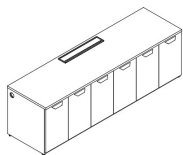
Standard Includes

- Order power by replacing * with:
 - ND for non-powered with no flip up access door
 - N for non-powered with flip up access door
 - E1 for single circuit power
 - E4 for 4-circuit power
- Shelving matches casing selection
- Top & side grommets are included with -N, -E1 and -E4 credenzas.
- Grommet color selection applies to both top and side grommets.
- No top or side grommets included with ND credenzas.
- Includes locks

Order Separately

- Order additional electrical parts for powered credenza separately, see page 154

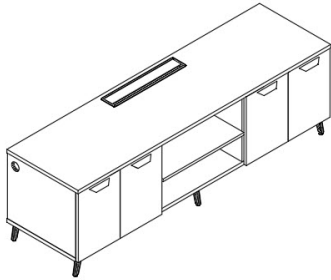
TRIPLE DOORS, with Base, 24"D



PART #	HEIGHT	WIDTH	DEPTH	PRICE			
				ND	N	E1	E4
FD-LC26-2478-3-B*	26"	78"	24"	\$2,478	\$2,751	\$3,030	\$2,930
FD-LC26-2484-3-B*	26"	84"	24"	\$2,591	\$2,863	\$3,143	\$3,042

Three Section Credenza, Center Shelves & Doors

with Feet



DESCRIPTION

Three section supporting credenza, 26" high, center shelves and doors with feet.

SPECIFICATION OPTIONS

product #: See charts below
top: See page 26
casing: See page 26
front: See page 26
pull: See page 22
foot style: Taper or Inset
support finish: CW, BU, SV
grommet color: CW, BU, SV

ORDER EXAMPLE

product #: FD-LC26-2478-4-F-N
top: M13 Licorice
casing: M13 Licorice
front: M13 Licorice
pull: Wedge
foot style: Taper
support finish: SV Silver
grommet color: SV Silver

Options/Notes

Standard Includes

- Order power by replacing * with:
 - ND for non-powered with no flip up access door
 - N for non-powered with flip up access door
 - E1 for single circuit power
 - E4 for 4-circuit power
- Shelving matches casing selection
- Top & side grommets are included with -N, -E1 and -E4 credenzas.
- Grommet color selection applies to both top and side grommets.
- No top or side grommets included with ND credenzas.
- Includes locks

Order Separately

- Order additional electrical parts for powered credenza separately, see page 154

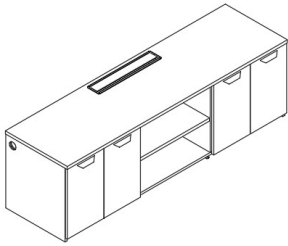
CENTER SHELVES & DOORS with Feet, 24"D



PART #	HEIGHT	WIDTH	DEPTH	PRICE			
				ND	N	E1	E4
FD-LC26-2478-4-F*	26"	78"	24"	\$2,362	\$2,634	\$2,914	\$2,813
FD-LC26-2484-4-F*	26"	84"	24"	\$2,472	\$2,745	\$3,024	\$2,924

Three Section Credenza, Center Shelves & Doors

with Base



DESCRIPTION

Three section supporting credenza, 26" high, center shelves and doors with base.

SPECIFICATION OPTIONS

product #: See charts below
top: See page 26
casing: See page 26
front: See page 26
pull: See page 22
grommet color: CW, BU, SV

ORDER EXAMPLE

product #: FD-LC26-2478-4-B-N
top: M13 Licorice
casing: M13 Licorice
front: M13 Licorice
pull: Wedge
grommet color: SV Silver

Options/Notes

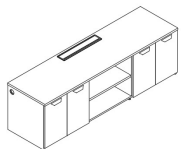
Standard Includes

- Order power by replacing * with:
 - ND for non-powered with no flip up access door
 - N for non-powered with flip up access door
 - E1 for single circuit power
 - E4 for 4-circuit power
- Shelving matches casing selection
- Top & side grommets are included with -N, -E1 and -E4 credenzas.
- Grommet color selection applies to both top and side grommets.
- No top or side grommets included with ND credenzas.
- Includes locks

Order Separately

- Order additional electrical parts for powered credenza separately, see page 154

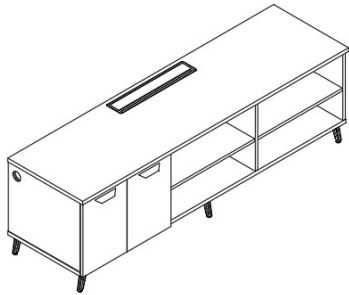
CENTER SHELVES & DOORS, with Base, 24"D



PART #	HEIGHT	WIDTH	DEPTH	PRICE			
				ND	N	E1	E4
FD-LC26-2478-4-B*	26"	78"	24"	\$2,338	\$2,611	\$2,891	\$2,790
FD-LC26-2484-4-B*	26"	84"	24"	\$2,477	\$2,750	\$3,029	\$2,929

Three Section Credenza, Center Shelves, Doors & Shelves

with Feet



Left doors shown

DESCRIPTION

Three section supporting credenza, 26" high, center shelves, doors & shelves with feet.

SPECIFICATION OPTIONS

product #: See charts below
top: See page 26
casing: See page 26
front: See page 26
pull: See page 22
foot style: Taper or Inset
support finish: CW, BU, SV
grommet color: CW, BU, SV

ORDER EXAMPLE

product #: FD-LC26-2478-5L-F-N
top: M13 Licorice
casing: M13 Licorice
front: M13 Licorice
pull: Wedge
foot style: Taper
support finish: SV Silver
grommet color: SV Silver

Options/Notes

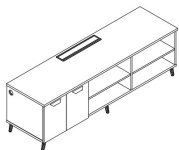
Standard Includes

- Order L for left doors or R for right doors
- Order power by replacing * with:
 - ND for non-powered with no flip up access door
 - N for non-powered with flip up access door
 - E1 for single circuit power
 - E4 for 4-circuit power
- Shelving matches casing selection
- Top & side grommets are included with -N, -E1 and -E4 credenzas.
- Grommet color selection applies to both top and side grommets.
- No top or side grommets included with ND credenzas.
- Includes locks

Order Separately

- Order additional electrical parts for powered credenza separately, see page 154

CENTER SHELVES, DOORS & SHELVES, with Feet, 24"D

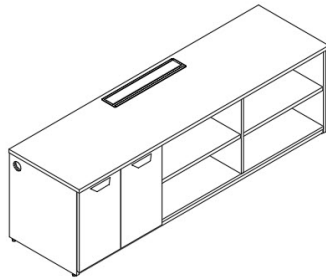


Left doors shown

PART #	HEIGHT	WIDTH	DEPTH	PRICE			
				ND	N	E1	E4
FD-LC26-2478-5L-F*	26"	78"	24"	\$2,086	\$2,359	\$2,368	\$2,538
FD-LC26-2478-5R-F*	26"	78"	24"	\$2,086	\$2,359	\$2,368	\$2,538
FD-LC26-2484-5L-F*	26"	84"	24"	\$2,187	\$2,460	\$2,739	\$2,639
FD-LC26-2484-5R-F*	26"	84"	24"	\$2,187	\$2,460	\$2,739	\$2,639

Three Section Credenza, Center Shelves, Doors & Shelves

with Base



Left doors shown

DESCRIPTION

Three section supporting credenza, 26" high, center shelves, doors & shelves with base.

SPECIFICATION OPTIONS

product #: See charts below
top: See page 26
casing: See page 26
front: See page 26
pull: See page 22
grommet color: CW, BU, SV

ORDER EXAMPLE

product #: FD-LC26-2478-5L-B-N
top: M13 Licorice
casing: M13 Licorice
front: M13 Licorice
pull: Wedge
grommet color: SV Silver

Options/Notes

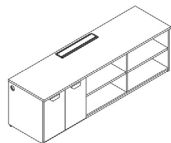
Standard Includes

- Order L for left doors or R for right doors
- Order power by replacing * with:
 - ND for non-powered with no flip up access door
 - N for non-powered with flip up access door
 - E1 for single circuit power
 - E4 for 4-circuit power
- Shelving matches casing selection
- Top & side grommets are included with -N, -E1 and -E4 credenzas.
- Grommet color selection applies to both top and side grommets.
- No top or side grommets included with ND credenzas.
- Includes lock

Order Separately

- Order additional electrical parts for powered credenza separately, see page 154

CENTER SHELVES, DOORS & SHELVES, with Base, 24"D



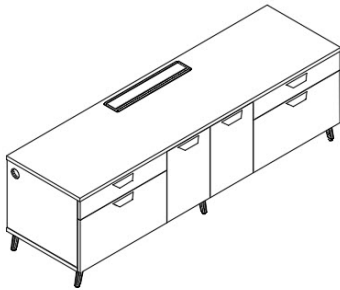
Left doors shown

PART #	HEIGHT	WIDTH	DEPTH	PRICE			
				ND	N	E1	E4
FD-LC26-2478-5L-B*	26"	78"	24"	\$2,088	\$2,360	\$2,640	\$2,539
FD-LC26-2478-5R-B*	26"	78"	24"	\$2,088	\$2,360	\$2,640	\$2,539
FD-LC26-2484-5L-B*	26"	84"	24"	\$2,193	\$2,465	\$2,745	\$2,644
FD-LC26-2484-5R-B*	26"	84"	24"	\$2,193	\$2,465	\$2,745	\$2,644

DASH / CREDENZA 26" H

Three Section Credenza, Center Doors & Drawers

with Feet



DESCRIPTION

Three section supporting credenza, 26" high, center doors & drawers with feet.

SPECIFICATION OPTIONS

product #: See charts below
top: See page 26
casing: See page 26
front: See page 26
pull: See page 22
foot style: Taper or Inset
support finish: CW, BU, SV
grommet color: CW, BU, SV

ORDER EXAMPLE

product #: FD-LC26-2478-6-F-N
top: M13 Licorice
casing: M13 Licorice
front: M13 Licorice
pull: Wedge
foot style: Taper
support finish: SV Silver
grommet color: SV Silver

Options/Notes

Standard Includes

- Order power by replacing * with:
 - ND for non-powered with no flip up access door
 - N for non-powered with flip up access door
 - E1 for single circuit power
 - E4 for 4-circuit power
- Shelving matches casing selection
- Top & side grommets are included with -N, -E1 and -E4 credenzas.
- Grommet color selection applies to both top and side grommets.
- No top or side grommets included with ND credenzas.
- Includes locks

Order Separately

- Order additional electrical parts for powered credenza separately, see page 154

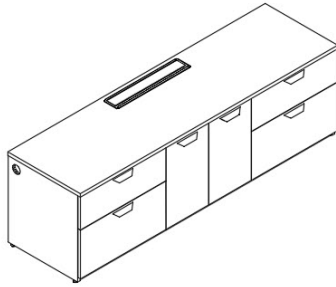
CENTER DOORS & DRAWERS, with Feet, 24"D



PART #	HEIGHT	WIDTH	DEPTH	PRICE			
				ND	N	E1	E4
FD-LC26-2478-6-F*	26"	78"	24"	\$3,265	\$3,536	\$3,817	\$3,717
FD-LC26-2484-6-F*	26"	84"	24"	\$3,374	\$3,645	\$3,926	\$3,826

Three Section Credenza, Center Doors & Drawers

with Base



DESCRIPTION

Three section supporting credenza, 26" high, center doors & drawers with base.

SPECIFICATION OPTIONS

product #: See charts below
top: See page 26
casing: See page 26
front: See page 26
pull: See page 22
grommet color: CW, BU, SV

ORDER EXAMPLE

product #: FD-LC26-2478-6-B-N
top: M13 Licorice
casing: M13 Licorice
front: M13 Licorice
pull: Wedge
grommet color: SV Silver

Options/Notes

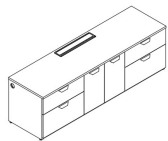
Standard Includes

- Order power by replacing * with:
 - ND for non-powered with no flip up access door
 - N for non-powered with flip up access door
 - E1 for single circuit power
 - E4 for 4-circuit power
- Shelving matches casing selection
- Top & side grommets are included with -N, -E1 and -E4 credenzas.
- Grommet color selection applies to both top and side grommets.
- No top or side grommets included with ND credenzas.
- Includes locks

Order Separately

- Order additional electrical parts for powered credenza separately, see page 154

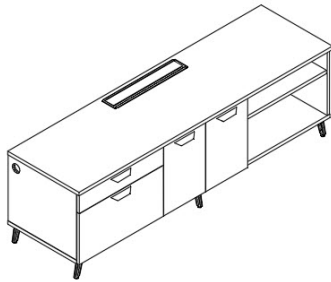
CENTER DOORS & DRAWERS, with Base, 24"D



PART #	HEIGHT	WIDTH	DEPTH	PRICE			
				ND	N	E1	E4
FD-LC26-2478-6-B*	26"	78"	24"	\$3,258	\$3,530	\$3,810	\$3,709
FD-LC26-2484-6-B*	26"	84"	24"	\$3,373	\$3,646	\$3,925	\$3,825

Three Section Credenza, Center Doors, Drawers & Shelves

with Feet



Left drawers shown

DESCRIPTION

Three section supporting credenza, 26" high, center doors, drawers & shelves with feet.

SPECIFICATION OPTIONS

product #: See charts below
top: See page 26
casing: See page 26
front: See page 26
pull: See page 22
foot style: Taper or Inset
support finish: CW, BU, SV
grommet color: CW, BU, SV

ORDER EXAMPLE

product #: FD-LC26-2478-7L-F-N
top: M13 Licorice
casing: M13 Licorice
front: M13 Licorice
pull: Wedge
foot style: Taper
support finish: SV Silver
grommet color: SV Silver

Options/Notes

Standard Includes

- Order L for left drawer or R for right drawer
- Order power by replacing * with:
 - ND for non-powered with no flip up access door
 - N for non-powered with flip up access door
 - E1 for single circuit power
 - E4 for 4-circuit power
- Shelving matches casing selection
- Top & side grommets are included with -N, -E1 and -E4 credenzas.
- Grommet color selection applies to both top and side grommets.
- No top or side grommets included with ND credenzas.
- Includes locks

Order Separately

- Order additional electrical parts for powered credenza separately, see page 154

CENTER DOORS, DRAWERS & SHELVES, with Feet, 24"D

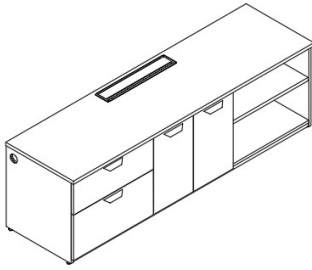


Left drawers shown

PART #	HEIGHT	WIDTH	DEPTH	PRICE			
				ND	N	E1	E4
FD-LC26-2478-7L-F*	26"	78"	24"	\$2,677	\$2,949	\$3,229	\$3,128
FD-LC26-2478-7R-F*	26"	78"	24"	\$2,677	\$2,949	\$3,229	\$3,128
FD-LC26-2484-7L-F*	26"	84"	24"	\$2,781	\$3,053	\$3,333	\$3,232
FD-LC26-2484-7R-F*	26"	84"	24"	\$2,781	\$3,053	\$3,333	\$3,232

Three Section Credenza, Center Doors, Drawers & Shelves

with Base



Left drawers shown

DESCRIPTION

Three section supporting credenza, 26" high, center doors, drawers & shelves with base.

SPECIFICATION OPTIONS

product #: See charts below
top: See page 26
casing: See page 26
front: See page 26
pull: See page 22
grommet color: CW, BU, SV

ORDER EXAMPLE

product #: FD-LC26-2478-7L-B-N
top: M13 Licorice
casing: M13 Licorice
front: M13 Licorice
pull: Wedge
grommet color: SV Silver

Options/Notes

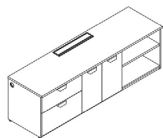
Standard Includes

- Order L for left drawer or R for right drawer
- Order power by replacing * with:
 - ND for non-powered with no flip up access door
 - N for non-powered with flip up access door
 - E1 for single circuit power
 - E4 for 4-circuit power
- Shelving matches casing selection
- Top & side grommets are included with -N, -E1 and -E4 credenzas.
- Grommet color selection applies to both top and side grommets.
- No top or side grommets included with ND credenzas.
- Includes locks

Order Separately

- Order additional electrical parts for powered credenza separately, see page 154

CENTER DOORS, DRAWERS & SHELVES, with Base, 24"D

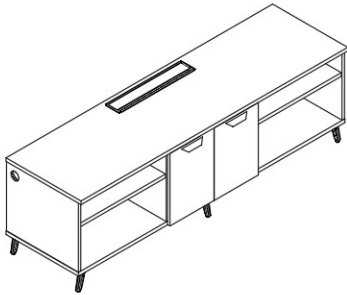


Left drawers shown

PART #	HEIGHT	WIDTH	DEPTH	PRICE			
				ND	N	E1	E4
FD-LC26-2478-7L-B*	26"	78"	24"	\$2,660	\$2,932	\$3,212	\$3,111
FD-LC26-2478-7R-B*	26"	78"	24"	\$2,660	\$2,932	\$3,212	\$3,111
FD-LC26-2484-7L-B*	26"	84"	24"	\$2,770	\$3,042	\$3,322	\$3,221
FD-LC26-2484-7R-B*	26"	84"	24"	\$2,770	\$3,042	\$3,322	\$3,221

Three Section Credenza, Center Doors & Shelves

with Feet



DESCRIPTION

Three section supporting credenza, 26" high, center doors and shelves with feet.

SPECIFICATION OPTIONS

product #: See charts below
top: See page 26
casing: See page 26
front: See page 26
pull: See page 22
foot style: Taper or Inset
support finish: CW, BU, SV
grommet color: CW, BU, SV

ORDER EXAMPLE

product #: FD-LC26-2478-8-F-N
top: M13 Licorice
casing: M13 Licorice
front: M13 Licorice
pull: Wedge
foot style: Taper
support finish: SV Silver
grommet color: SV Silver

Options/Notes

Standard Includes

- Order power by replacing * with:
 - ND for non-powered with no flip up access door
 - N for non-powered with flip up access door
 - E1 for single circuit power
 - E4 for 4-circuit power
- Shelving matches casing selection
- Top & side grommets are included with -N, -E1 and -E4 credenzas.
- Grommet color selection applies to both top and side grommets.
- No top or side grommets included with ND credenzas.
- Includes lock

Order Separately

- Order additional electrical parts for powered credenza separately, see page 154

CENTER DOORS & SHELVES, with Feet, 24"D

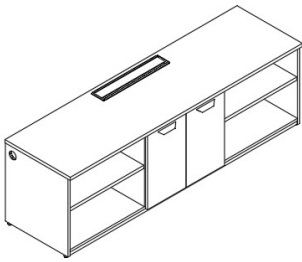


L drawers shown

PART #	HEIGHT	WIDTH	DEPTH	PRICE			
				ND	N	E1	E4
FD-LC26-2478-8-F*	26"	78"	24"	\$2,086	\$2,359	\$2,638	\$2,538
FD-LC26-2484-8-F*	26"	84"	24"	\$2,187	\$2,460	\$2,739	\$2,639

Three Section Credenza, Center Doors & Shelves

with Base



DESCRIPTION

Three section supporting credenza, 26" high, center doors and shelves with base.

SPECIFICATION OPTIONS

product #: See charts below
top: See page 26
casing: See page 26
front: See page 26
pull: See page 22
grommet color: CW, BU, SV

ORDER EXAMPLE

product #: FD-LC26-2478-8-B-N
top: M13 Licorice
casing: M13 Licorice
front: M13 Licorice
pull: Wedge
grommet color: SV Silver

Options/Notes

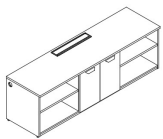
Standard Includes

- Order power by replacing * with:
 - ND for non-powered with no flip up access door
 - N for non-powered with flip up access door
 - E1 for single circuit power
 - E4 for 4-circuit power
- Shelving matches casing selection
- Top & side grommets are included with -N, -E1 and -E4 credenzas.
- Grommet color selection applies to both top and side grommets.
- No top or side grommets included with ND credenzas.
- Includes lock

Order Separately

- Order additional electrical parts for powered credenza separately, see page 154

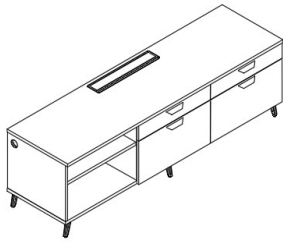
CENTER DOORS & SHELVES, with Base, 24"D



PART #	HEIGHT	WIDTH	DEPTH	PRICE			
				ND	N	E1	E4
FD-LC26-2478-8-B*	26"	78"	24"	\$2,061	\$2,334	\$2,613	\$2,513
FD-LC26-2484-8-B*	26"	84"	24"	\$2,166	\$2,439	\$2,719	\$2,618

Three Section Credenza, Open Shelf & Double Drawers

with Feet



Right drawers shown

DESCRIPTION

Three section supporting credenza, 26" high, open shelf & double drawers with feet.

SPECIFICATION OPTIONS

product #: See charts below
top: See page 26
casing: See page 26
front: See page 26
pull: See page 22
foot style: Taper or Inset
support finish: CW, BU, SV
grommet color: CW, BU, SV

ORDER EXAMPLE

product #: FD-LC26-2478-9L-F-N
top: M13 Licorice
casing: M13 Licorice
front: M13 Licorice
pull: Wedge
foot style: Taper
support finish: SV Silver
grommet color: SV Silver

Options/Notes

Standard Includes

- Order L for left drawers, or R for right drawer
- Order power by replacing * with:
 - ND for non-powered with no flip up access door
 - N for non-powered with flip up access door
 - E1 for single circuit power
 - E4 for 4-circuit power
- Shelving matches casing selection
- Top & side grommets are included with -N, -E1 and -E4 credenzas.
- Grommet color selection applies to both top and side grommets.
- No top or side grommets included with ND credenzas.
- Includes locks

Order Separately

- Order additional electrical parts for powered credenza separately, see page 154

OPEN SHELF & DOUBLE DRAWERS, with Feet, 24"D

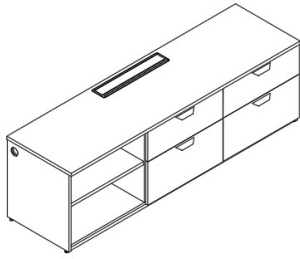


Right drawers shown

PART #	HEIGHT	WIDTH	DEPTH	PRICE			
				ND	N	E1	E4
FD-LC26-2478-9L-F*	26"	78"	24"	\$2,991	\$3,262	\$3,599	\$3,499
FD-LC26-2478-9R-F*	26"	78"	24"	\$2,991	\$3,262	\$3,599	\$3,499
FD-LC26-2484-9L-F*	26"	84"	24"	\$3,089	\$3,361	\$3,698	\$3,598
FD-LC26-2484-9R-F*	26"	84"	24"	\$3,089	\$3,361	\$3,698	\$3,598

Three Section Credenza, Open Shelf & Double Drawers

with Base



Right drawers shown

DESCRIPTION

Three section supporting credenza, 26" high, open shelf & double drawers with base.

SPECIFICATION OPTIONS

product #: See charts below
 top: See page 26
 casing: See page 26
 front: See page 26
 pull: See page 22
 grommet color: CW, BU, SV

ORDER EXAMPLE

product #: FD-LC26-2478-9L-B-N
top: M13 Licorice
casing: M13 Licorice
front: M13 Licorice
pull: Wedge
grommet color: SV Silver

Options/Notes

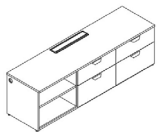
Standard Includes

- Order L for left drawers, or R for right drawer
- Order power by replacing * with:
 - ND for non-powered with no flip up access door
 - N for non-powered with flip up access door
 - E1 for single circuit power
 - E4 for 4-circuit power
- Shelving matches casing selection
- Top & side grommets are included with -N, -E1 and -E4 credenzas.
- Grommet color selection applies to both top and side grommets.
- No top or side grommets included with ND credenzas.
- Includes locks

Order Separately

- Order additional electrical parts for powered credenza separately, see page 154

OPEN SHELF & DOUBLE DRAWERS, with Base, 24"D



Right drawers shown

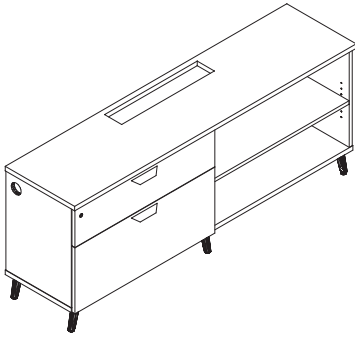
PART #	HEIGHT	WIDTH	DEPTH	PRICE			
				ND	N	E1	E4
FD-LC26-2478-9L-B*	26"	78"	24"	\$2,981	\$3,422	\$3,533	\$3,433
FD-LC26-2478-9R-B*	26"	78"	24"	\$2,981	\$3,422	\$3,533	\$3,433
FD-LC26-2484-9L-B*	26"	84"	24"	\$3,089	\$3,418	\$3,641	\$3,540
FD-LC26-2484-9R-B*	26"	84"	24"	\$3,089	\$3,418	\$3,641	\$3,540

CREDENZAS 29" HIGH - 2 SECTION

DASH / CREDENZA 29" H

Two Section Credenza, Drawers & Shelves

with Feet



Left drawers shown

DESCRIPTION

Two section credenza, 29" high, drawers & shelves with feet

SPECIFICATION OPTIONS

product #: See charts below
 top: See page 26
 casing: See page 26
 front: See page 26
 pull: See page 22
 foot style: Taper or Inset
 support finish: CW, BU, SV
 grommet color: CW, BU, SV

ORDER EXAMPLE

product #: FD-LC29-1836-1L-F-N
top: M13 Licorice
casing: M13 Licorice
front: M13 Licorice
pull: Wedge
foot style: Taper
support finish: SV Silver
grommet color: SV Silver

Options/Notes

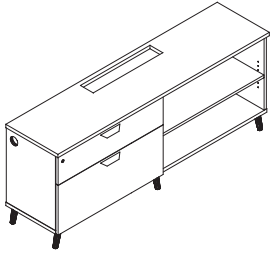
Standard Includes

- Order L for left drawer, or R for right drawer
- Order power by replacing * with:
 - ND for non-powered with no flip up access door
 - N for non-powered with flip up access door
 - E1 for single circuit power
 - E4 for 4-circuit power
- Shelving matches casing selection
- Top & side grommets are included with -N, -E1 and -E4 credenzas.
- Grommet color selection applies to both top and side grommets.
- No top or side grommets included with ND credenzas.
- Includes lock

Order Separately

- Order additional electrical parts for powered credenza separately, see page 154

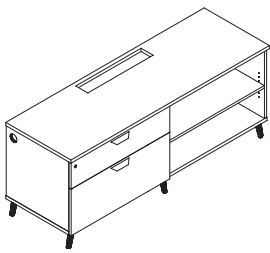
DRAWERS & SHELVES, with Feet, 18"D



Left drawers shown

PART #	HEIGHT	WIDTH	DEPTH	PRICE			
				ND	N	E1	E4
FD-LC29-1836-1L-F-*	29"	36"	18"	\$1,521	\$1,768	\$2,048	\$1,948
FD-LC29-1836-1R-F-*	29"	36"	18"	\$1,521	\$1,768	\$2,048	\$1,948
FD-LC29-1842-1L-F-*	29"	42"	18"	\$1,607	\$1,854	\$2,135	\$2,034
FD-LC29-1842-1R-F-*	29"	42"	18"	\$1,607	\$1,854	\$2,135	\$2,034
FD-LC29-1848-1L-F-*	29"	48"	18"	\$1,719	\$1,965	\$2,246	\$2,145
FD-LC29-1848-1R-F-*	29"	48"	18"	\$1,719	\$1,965	\$2,246	\$2,145
FD-LC29-1854-1L-F-*	29"	54"	18"	\$1,782	\$2,029	\$2,309	\$2,209
FD-LC29-1854-1R-F-*	29"	54"	18"	\$1,782	\$2,029	\$2,309	\$2,209
FD-LC29-1860-1L-F-*	29"	60"	18"	\$1,754	\$2,001	\$2,281	\$2,181
FD-LC29-1860-1R-F-*	29"	60"	18"	\$1,754	\$2,001	\$2,281	\$2,181
FD-LC29-1866-1L-F-*	29"	66"	18"	\$1,989	\$2,235	\$2,516	\$2,415
FD-LC29-1866-1R-F-*	29"	66"	18"	\$1,989	\$2,235	\$2,516	\$2,415
FD-LC29-1872-1L-F-*	29"	72"	18"	\$2,092	\$2,339	\$2,619	\$2,518
FD-LC29-1872-1R-F-*	29"	72"	18"	\$2,092	\$2,339	\$2,619	\$2,518

DRAWERS & SHELVES, with Feet, 24"D

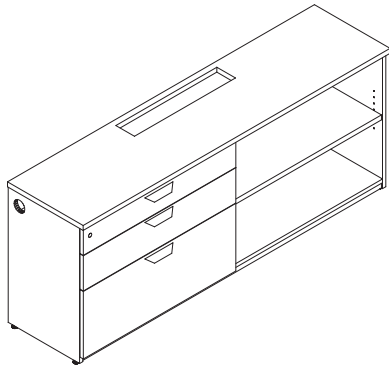


Left drawers shown

PART #	HEIGHT	WIDTH	DEPTH	PRICE			
				ND	N	E1	E4
FD-LC29-2436-1L-F-*	29"	36"	24"	\$1,515	\$1,762	\$2,043	\$1,942
FD-LC29-2436-1R-F-*	29"	36"	24"	\$1,515	\$1,762	\$2,043	\$1,942
FD-LC29-2442-1L-F-*	29"	42"	24"	\$1,615	\$1,862	\$2,142	\$2,042
FD-LC29-2442-1R-F-*	29"	42"	24"	\$1,615	\$1,862	\$2,142	\$2,042
FD-LC29-2448-1L-F-*	29"	48"	24"	\$1,715	\$1,962	\$2,242	\$2,141
FD-LC29-2448-1R-F-*	29"	48"	24"	\$1,715	\$1,962	\$2,242	\$2,141
FD-LC29-2454-1L-F-*	29"	54"	24"	\$1,814	\$2,061	\$2,342	\$2,241
FD-LC29-2454-1R-F-*	29"	54"	24"	\$1,814	\$2,061	\$2,342	\$2,241
FD-LC29-2460-1L-F-*	29"	60"	24"	\$1,914	\$2,161	\$2,441	\$2,340
FD-LC29-2460-1R-F-*	29"	60"	24"	\$1,914	\$2,161	\$2,441	\$2,340
FD-LC29-2466-1L-F-*	29"	66"	24"	\$2,261	\$2,507	\$2,788	\$2,687
FD-LC29-2466-1R-F-*	29"	66"	24"	\$2,261	\$2,507	\$2,788	\$2,687
FD-LC29-2472-1L-F-*	29"	72"	24"	\$2,383	\$2,629	\$2,910	\$2,809
FD-LC29-2472-1R-F-*	29"	72"	24"	\$2,383	\$2,629	\$2,910	\$2,809

Two Section Credenza, Drawers & Shelves

with Base



Left drawers shown

DESCRIPTION

Two section credenza, 29" drawers & shelves with base.

SPECIFICATION OPTIONS

product #: See charts below
 top: See page 26
 casing: See page 26
 front: See page 26
 pull: See page 22
 grommet color: CW, BU, SV

ORDER EXAMPLE

product #: FD-LC29-1836-1L-B-N
 top: M13 Licorice
 casing: M13 Licorice
 front: M13 Licorice
 pull: Wedge
 grommet color: SV Silver

Options/Notes

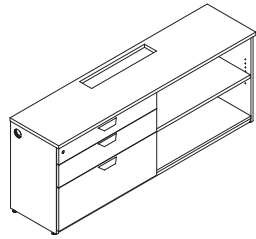
Standard Includes

- Order L for left drawer, or R for right drawer
- Order power by replacing * with:
 - ND for non-powered with no flip up access door
 - N for non-powered with flip up access door
 - E1 for single circuit power
 - E4 for 4-circuit power
- Shelving matches casing selection
- Top & side grommets are included with -N, -E1 and -E4 credenzas.
- Grommet color selection applies to both top and side grommets.
- No top or side grommets included with ND credenzas.
- Includes lock

Order Separately

- Order additional electrical parts for powered credenza separately, see page 154

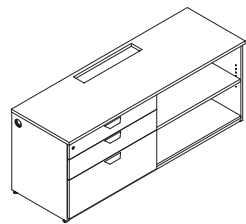
DRAWERS & SHELVES, with Base, 18"D



L drawers shown

PART #	HEIGHT	WIDTH	DEPTH	PRICE			
				ND	N	E1	E4
FD-LC29-1836-1L-B-*	29"	36"	18"	\$1,512	\$1,782	\$2,062	\$1,961
FD-LC29-1836-1R-B-*	29"	36"	18"	\$1,512	\$1,782	\$2,062	\$1,961
FD-LC29-1842-1L-B-*	29"	42"	18"	\$1,599	\$1,869	\$2,148	\$2,048
FD-LC29-1842-1R-B-*	29"	42"	18"	\$1,599	\$1,869	\$2,148	\$2,048
FD-LC29-1848-1L-B-*	29"	48"	18"	\$1,712	\$1,982	\$2,261	\$2,161
FD-LC29-1848-1R-B-*	29"	48"	18"	\$1,712	\$1,982	\$2,261	\$2,161
FD-LC29-1854-1L-B-*	29"	54"	18"	\$1,788	\$2,058	\$2,337	\$2,237
FD-LC29-1854-1R-B-*	29"	54"	18"	\$1,788	\$2,058	\$2,337	\$2,237
FD-LC29-1860-1L-B-*	29"	60"	18"	\$1,903	\$2,173	\$2,453	\$2,352
FD-LC29-1860-1R-B-*	29"	60"	18"	\$1,903	\$2,173	\$2,453	\$2,352
FD-LC29-1866-1L-B-*	29"	66"	18"	\$2,019	\$2,289	\$2,568	\$2,468
FD-LC29-1866-1R-B-*	29"	66"	18"	\$2,019	\$2,289	\$2,568	\$2,468
FD-LC29-1872-1L-B-*	29"	72"	18"	\$2,134	\$2,404	\$2,684	\$2,583
FD-LC29-1872-1R-B-*	29"	72"	18"	\$2,134	\$2,404	\$2,684	\$2,583

DRAWERS & SHELVES, with Base, 24"D

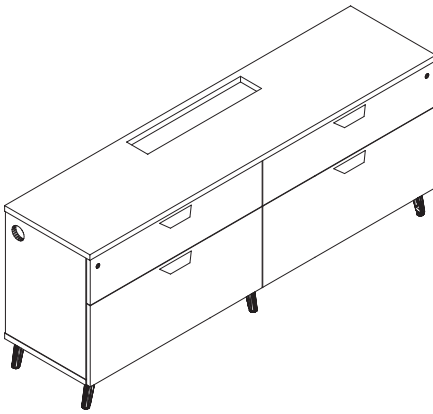


L drawers shown

PART #	HEIGHT	WIDTH	DEPTH	PRICE			
				ND	N	E1	E4
FD-LC29-2436-1L-B-*	29"	36"	24"	\$1,511	\$1,781	\$2,061	\$1,960
FD-LC29-2436-1R-B-*	29"	36"	24"	\$1,511	\$1,781	\$2,061	\$1,960
FD-LC29-2442-1L-B-*	29"	42"	24"	\$1,620	\$1,890	\$2,170	\$2,069
FD-LC29-2442-1R-B-*	29"	42"	24"	\$1,620	\$1,890	\$2,170	\$2,069
FD-LC29-2448-1L-B-*	29"	48"	24"	\$1,729	\$1,999	\$2,279	\$2,178
FD-LC29-2448-1R-B-*	29"	48"	24"	\$1,729	\$1,999	\$2,279	\$2,178
FD-LC29-2454-1L-B-*	29"	54"	24"	\$1,838	\$2,108	\$2,388	\$2,287
FD-LC29-2454-1R-B-*	29"	54"	24"	\$1,838	\$2,108	\$2,388	\$2,287
FD-LC29-2460-1L-B-*	29"	60"	24"	\$1,947	\$2,217	\$2,497	\$2,396
FD-LC29-2460-1R-B-*	29"	60"	24"	\$1,947	\$2,217	\$2,497	\$2,396
FD-LC29-2466-1L-B-*	29"	66"	24"	\$2,353	\$2,622	\$2,902	\$2,801
FD-LC29-2466-1R-B-*	29"	66"	24"	\$2,353	\$2,622	\$2,902	\$2,801
FD-LC29-2472-1L-B-*	29"	72"	24"	\$2,489	\$2,758	\$3,038	\$2,937
FD-LC29-2472-1R-B-*	29"	72"	24"	\$2,489	\$2,758	\$3,038	\$2,937

Two Section Credenza, Drawers & Drawers

with Feet



DESCRIPTION

Two section credenza, 29" high, drawers & drawers with feet.

SPECIFICATION OPTIONS

product #: See charts below
top: See page 26
casing: See page 26
front: See page 26
pull: See page 22
foot style: Taper or Inset
support finish: CW, BU, SV
grommet color: CW, BU, SV

ORDER EXAMPLE

product #: FD-LC29-1836-2-F-N
top: M13 Licorice
casing: M13 Licorice
front: M13 Licorice
pull: Wedge
foot style: Taper
support finish: SV Silver
grommet color: SV Silver

Options/Notes

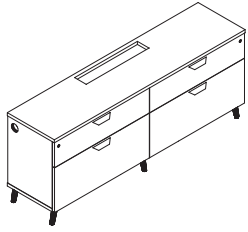
Standard Includes

- Order power by replacing * with:
 - ND for non-powered with no flip up access door
 - N for non-powered with flip up access door
 - E1 for single circuit power
 - E4 for 4-circuit power
- Top & side grommets are included with -N, -E1 and -E4 credenzas.
- Grommet color selection applies to both top and side grommets.
- No top or side grommets included with ND credenzas.
- Includes locks

Order Separately

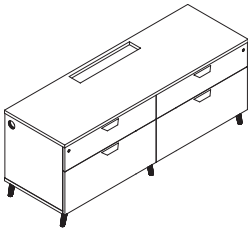
- Order additional electrical parts for powered credenza separately, see page 154.

DRAWERS & DRAWERS, with Feet, 18"D



PART #	HEIGHT	WIDTH	DEPTH	PRICE			
				ND	N	E1	E4
FD-LC29-1836-2-F-*	29"	36"	18"	\$2,049	\$2,304	\$2,552	\$2,451
FD-LC29-1842-2-F-*	29"	42"	18"	\$2,205	\$2,459	\$2,707	\$2,607
FD-LC29-1848-2-F-*	29"	48"	18"	\$2,348	\$2,603	\$2,851	\$2,751
FD-LC29-1854-2-F-*	29"	54"	18"	\$2,397	\$2,652	\$2,900	\$2,800
FD-LC29-1860-2-F-*	29"	60"	18"	\$2,525	\$2,780	\$3,028	\$2,928
FD-LC29-1866-2-F-*	29"	66"	18"	\$2,653	\$2,908	\$3,156	\$3,055
FD-LC29-1872-2-F-*	29"	72"	18"	\$2,745	\$3,000	\$3,248	\$3,147

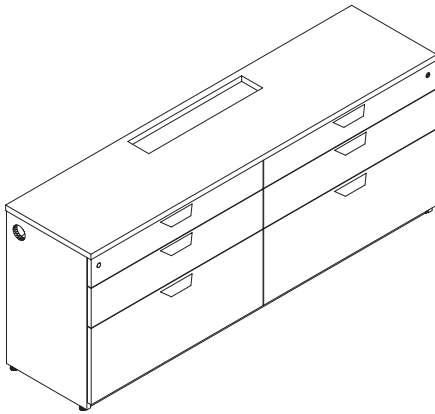
DRAWERS & DRAWERS, with Feet, 24"D



PART #	HEIGHT	WIDTH	DEPTH	PRICE			
				ND	N	E1	E4
FD-LC29-2436-2-F-*	29"	36"	24"	\$2,147	\$2,401	\$2,650	\$2,549
FD-LC29-2442-2-F-*	29"	42"	24"	\$2,273	\$2,527	\$2,775	\$2,675
FD-LC29-2448-2-F-*	29"	48"	24"	\$2,494	\$2,748	\$2,997	\$2,896
FD-LC29-2454-2-F-*	29"	54"	24"	\$2,678	\$2,933	\$3,181	\$3,080
FD-LC29-2460-2-F-*	29"	60"	24"	\$2,791	\$3,046	\$3,294	\$3,193
FD-LC29-2466-2-F-*	29"	66"	24"	\$2,984	\$3,238	\$3,486	\$3,386
FD-LC29-2472-2-F-*	29"	72"	24"	\$3,088	\$3,342	\$3,591	\$3,490

Two Section Credenza, Drawers & Drawers

with Base



DESCRIPTION

Two section credenza, 29" high, drawers & drawers with base.

SPECIFICATION OPTIONS

product #: See charts below
top: See page 26
casing: See page 26
front: See page 26
pull: See page 22
grommet color: CW, BU, SV

ORDER EXAMPLE

product #: FD-LC29-1836-2-B-N
top: M13 Licorice
casing: M13 Licorice
front: M13 Licorice
pull: Wedge
grommet color: SV silver

Options/Notes

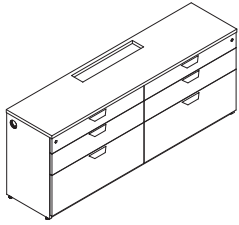
Standard Includes

- Order power by replacing * with:
 - ND for non-powered with no flip up access door
 - N for non-powered with flip up access door
 - E1 for single circuit power
 - E4 for 4-circuit power
- Top & side grommets are included with -N, -E1 and -E4 credenzas.
- Grommet color selection applies to both top and side grommets.
- No top or side grommets included with ND credenzas.
- Includes locks

Order Separately

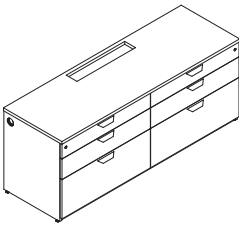
- Order additional electrical parts for powered credenza separately, see page154

DRAWERS & DRAWERS, with Base, 18"D



PART #	HEIGHT	WIDTH	DEPTH	PRICE			
				ND	N	E1	E4
FD-LC29-1836-2-B-*	29"	36"	18"	\$2,032	\$2,258	\$2,538	\$2,437
FD-LC29-1842-2-B-*	29"	42"	18"	\$2,219	\$2,446	\$2,725	\$2,625
FD-LC29-1848-2-B-*	29"	48"	18"	\$2,362	\$2,588	\$2,868	\$2,767
FD-LC29-1854-2-B-*	29"	54"	18"	\$2,430	\$2,656	\$2,936	\$2,835
FD-LC29-1860-2-B-*	29"	60"	18"	\$2,585	\$2,811	\$3,091	\$2,990
FD-LC29-1866-2-B-*	29"	66"	18"	\$2,724	\$2,951	\$3,230	\$3,130
FD-LC29-1872-2-B-*	29"	72"	18"	\$2,871	\$3,098	\$3,378	\$3,277

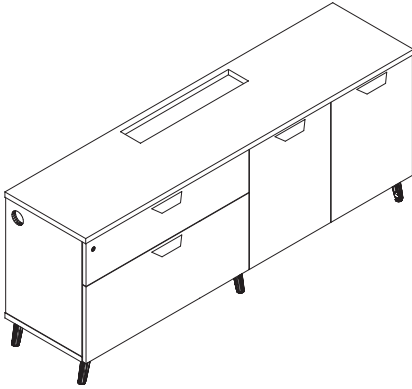
DRAWERS & DRAWERS, with Base, 24"D



PART #	HEIGHT	WIDTH	DEPTH	PRICE			
				ND	N	E1	E4
FD-LC29-2436-2-B-*	29"	36"	24"	\$2,146	\$2,372	\$2,652	\$2,551
FD-LC29-2442-2-B-*	29"	42"	24"	\$2,285	\$2,511	\$2,791	\$2,690
FD-LC29-2448-2-B-*	29"	48"	24"	\$2,358	\$2,585	\$2,865	\$2,764
FD-LC29-2454-2-B-*	29"	54"	24"	\$2,718	\$2,945	\$3,224	\$3,124
FD-LC29-2460-2-B-*	29"	60"	24"	\$2,889	\$3,115	\$3,395	\$3,294
FD-LC29-2466-2-B-*	29"	66"	24"	\$3,060	\$3,286	\$3,566	\$3,465
FD-LC29-2472-2-B-*	29"	72"	24"	\$3,230	\$3,457	\$3,737	\$3,636

Two Section Credenza, Drawers & Doors

with Feet



Left drawers shown

DESCRIPTION

Two section credenza, 29" high, drawers & doors.

SPECIFICATION OPTIONS

product #: See charts below
top: See page 26
casing: See page 26
front: See page 26
pull: See page 22
foot style: Taper or Inset
support finish: CW, BU, SV
grommet color: CW, BU, SV

ORDER EXAMPLE

product #: FD-LC29-1836-3L-F-N
top: M13 Licorice
casing: M13 Licorice
front: M13 Licorice
pull: Wedge
foot style: Taper
support finish: SV Silver
grommet color: SV Silver

Options/Notes

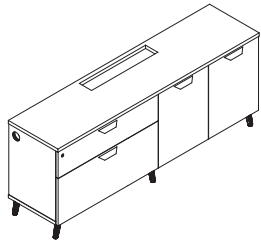
Standard Includes

- Order L for left drawer, or R for right drawer
- Order power by replacing * with:
 - ND for non-powered with no flip up access door
 - N for non-powered with flip up access door
 - E1 for single circuit power
 - E4 for 4-circuit power
- Shelving matches casing selection
- Top & side grommets are included with -N, -E1 and -E4 credenzas.
- Grommet color selection applies to both top and side grommets.
- No top or side grommets included with ND credenzas.
- Includes locks

Order Separately

- Order additional electrical parts for powered credenza separately, see page 154

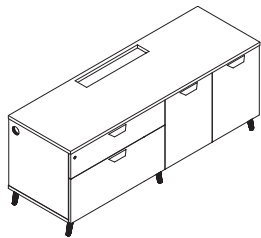
DRAWERS & DOORS, with Feet, 18"D



Left drawers shown

PART #	HEIGHT	WIDTH	DEPTH	PRICE			
				ND	N	E1	E4
FD-LC29-1836-3L-F-*	29"	36"	18"	\$1,778	\$2,033	\$2,305	\$2,204
FD-LC29-1836-3R-F-*	29"	36"	18"	\$1,778	\$2,033	\$2,305	\$2,204
FD-LC29-1842-3L-F-*	29"	42"	18"	\$1,866	\$2,120	\$2,393	\$2,292
FD-LC29-1842-3R-F-*	29"	42"	18"	\$1,866	\$2,120	\$2,393	\$2,292
FD-LC29-1848-3L-F-*	29"	48"	18"	\$1,984	\$2,239	\$2,511	\$2,410
FD-LC29-1848-3R-F-*	29"	48"	18"	\$1,984	\$2,239	\$2,511	\$2,410
FD-LC29-1854-3L-F-*	29"	54"	18"	\$2,063	\$2,318	\$2,590	\$2,489
FD-LC29-1854-3R-F-*	29"	54"	18"	\$2,063	\$2,318	\$2,590	\$2,489
FD-LC29-1860-3L-F-*	29"	60"	18"	\$2,174	\$2,428	\$2,700	\$2,600
FD-LC29-1860-3R-F-*	29"	60"	18"	\$2,174	\$2,428	\$2,700	\$2,600
FD-LC29-1866-3L-F-*	29"	66"	18"	\$2,292	\$2,546	\$2,819	\$2,718
FD-LC29-1866-3R-F-*	29"	66"	18"	\$2,292	\$2,546	\$2,819	\$2,718
FD-LC29-1872-3L-F-*	29"	72"	18"	\$2,402	\$2,657	\$2,929	\$2,828
FD-LC29-1872-3R-F-*	29"	72"	18"	\$2,402	\$2,657	\$2,929	\$2,828

DRAWERS & DOORS, with Feet, 24"D

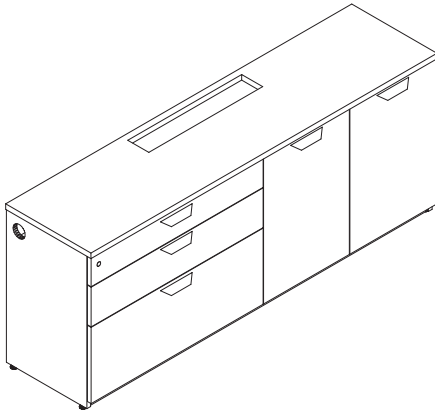


Left drawers shown

PART #	HEIGHT	WIDTH	DEPTH	PRICE			
				ND	N	E1	E4
FD-LC29-2436-3L-F-*	29"	36"	24"	\$1,869	\$2,123	\$2,395	\$2,294
FD-LC29-2436-3R-F-*	29"	36"	24"	\$1,869	\$2,123	\$2,395	\$2,294
FD-LC29-2442-3L-F-*	29"	42"	24"	\$1,994	\$2,249	\$2,521	\$2,420
FD-LC29-2442-3R-F-*	29"	42"	24"	\$1,994	\$2,249	\$2,521	\$2,420
FD-LC29-2448-3L-F-*	29"	48"	24"	\$2,160	\$2,415	\$2,687	\$2,586
FD-LC29-2448-3R-F-*	29"	48"	24"	\$2,160	\$2,415	\$2,687	\$2,586
FD-LC29-2454-3L-F-*	29"	54"	24"	\$2,297	\$2,552	\$2,824	\$2,723
FD-LC29-2454-3R-F-*	29"	54"	24"	\$2,297	\$2,552	\$2,824	\$2,723
FD-LC29-2460-3L-F-*	29"	60"	24"	\$2,427	\$2,681	\$2,953	\$2,853
FD-LC29-2460-3R-F-*	29"	60"	24"	\$2,427	\$2,681	\$2,953	\$2,853
FD-LC29-2466-3L-F-*	29"	66"	24"	\$2,564	\$2,819	\$3,091	\$2,990
FD-LC29-2466-3R-F-*	29"	66"	24"	\$2,564	\$2,819	\$3,091	\$2,990
FD-LC29-2472-3L-F-*	29"	72"	24"	\$2,694	\$2,948	\$3,220	\$3,119
FD-LC29-2472-3R-F-*	29"	72"	24"	\$2,694	\$2,948	\$3,220	\$3,119

Two Section Credenza, Drawers & Doors

with Base



Left drawers shown

DESCRIPTION

Two section credenza, 29" high, drawers and doors with base.

SPECIFICATION OPTIONS

product #: See charts below
top: See page 26
casing: See page 26
front: See page 26
pull: See page 22
grommet color: CW, BU, SV

ORDER EXAMPLE

product #: FD-LC29-1836-3L-B-N
top: M13 Licorice
casing: M13 Licorice
front: M13 Licorice
pull: Wedge
grommet color: SV Silver

Options/Notes

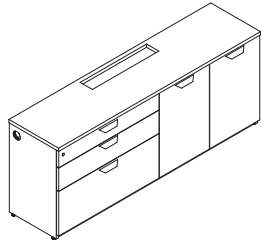
Standard Includes

- Order L for left drawer, or R for right drawer
- Order power by replacing * with:
 - ND for non-powered with no flip up access door
 - N for non-powered with flip up access door
 - E1 for single circuit power
 - E4 for 4-circuit power
- Shelving matches casing selection
- Top & side grommets are included with -N, -E1 and -E4 credenzas.
- Grommet color selection applies to both top and side grommets.
- No top or side grommets included with ND credenzas.
- Includes locks

Order Separately

- Order additional electrical parts for powered credenza separately, see page154

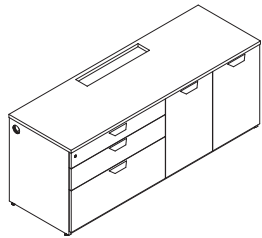
DRAWERS & DOORS, with Base, 18"D



Left drawers shown

PART #	HEIGHT	WIDTH	DEPTH	PRICE			
				ND	N	E1	E4
FD-LC29-1836-3L-B-*	29"	36"	18"	\$1,768	\$2,046	\$2,298	\$2,198
FD-LC29-1836-3R-B-*	29"	36"	18"	\$1,768	\$2,046	\$2,298	\$2,198
FD-LC29-1842-3L-B-*	29"	42"	18"	\$1,873	\$2,151	\$2,402	\$2,302
FD-LC29-1842-3R-B-*	29"	42"	18"	\$1,873	\$2,151	\$2,402	\$2,302
FD-LC29-1848-3L-B-*	29"	48"	18"	\$1,995	\$2,273	\$2,525	\$2,424
FD-LC29-1848-3R-B-*	29"	48"	18"	\$1,995	\$2,273	\$2,525	\$2,424
FD-LC29-1854-3L-B-*	29"	54"	18"	\$2,089	\$2,367	\$2,619	\$2,518
FD-LC29-1854-3R-B-*	29"	54"	18"	\$2,089	\$2,367	\$2,619	\$2,518
FD-LC29-1860-3L-B-*	29"	60"	18"	\$2,213	\$2,491	\$2,743	\$2,642
FD-LC29-1860-3R-B-*	29"	60"	18"	\$2,213	\$2,491	\$2,743	\$2,642
FD-LC29-1866-3L-B-*	29"	66"	18"	\$2,347	\$2,625	\$2,877	\$2,776
FD-LC29-1866-3R-B-*	29"	66"	18"	\$2,347	\$2,625	\$2,877	\$2,776
FD-LC29-1872-3L-B-*	29"	72"	18"	\$2,435	\$2,714	\$2,965	\$2,865
FD-LC29-1872-3R-B-*	29"	72"	18"	\$2,435	\$2,714	\$2,965	\$2,865

DRAWERS & DOORS, with Base, 24"D

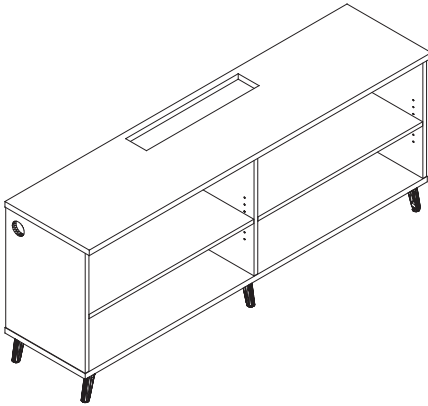


Left drawers shown

PART #	HEIGHT	WIDTH	DEPTH	PRICE			
				ND	N	E1	E4
FD-LC29-2436-3L-B-*	29"	36"	24"	\$1,848	\$2,126	\$2,378	\$2,277
FD-LC29-2436-3R-B-*	29"	36"	24"	\$1,848	\$2,126	\$2,378	\$2,277
FD-LC29-2442-3L-B-*	29"	42"	24"	\$2,008	\$2,286	\$2,538	\$2,437
FD-LC29-2442-3R-B-*	29"	42"	24"	\$2,008	\$2,286	\$2,538	\$2,437
FD-LC29-2448-3L-B-*	29"	48"	24"	\$2,199	\$2,477	\$2,729	\$2,628
FD-LC29-2448-3R-B-*	29"	48"	24"	\$2,199	\$2,477	\$2,729	\$2,628
FD-LC29-2454-3L-B-*	29"	54"	24"	\$2,312	\$2,591	\$2,842	\$2,742
FD-LC29-2454-3R-B-*	29"	54"	24"	\$2,312	\$2,591	\$2,842	\$2,742
FD-LC29-2460-3L-B-*	29"	60"	24"	\$2,498	\$2,776	\$3,028	\$2,927
FD-LC29-2460-3R-B-*	29"	60"	24"	\$2,498	\$2,776	\$3,028	\$2,927
FD-LC29-2466-3L-B-*	29"	66"	24"	\$2,652	\$2,930	\$3,182	\$3,081
FD-LC29-2466-3R-B-*	29"	66"	24"	\$2,652	\$2,930	\$3,182	\$3,081
FD-LC29-2472-3L-B-*	29"	72"	24"	\$2,797	\$3,075	\$3,327	\$3,226
FD-LC29-2472-3R-B-*	29"	72"	24"	\$2,797	\$3,075	\$3,327	\$3,226

Two Section Credenza, Shelves & Shelves

with Feet



DESCRIPTION

Two section credenza, 29" high, shelves and shelves with feet.

SPECIFICATION OPTIONS

product #: See charts below
top: See page 26
casing: See page 26
pull: See page 22
foot style: Taper or Inset
support finish: CW, BU, SV
grommet color: CW, BU, SV

ORDER EXAMPLE

product #: FD-LC29-1836-4-F-N
top: M13 Licorice
casing: M13 Licorice
pull: Wedge
foot style: Taper
support finish: SV Silver
grommet color: SV Silver

Options/Notes

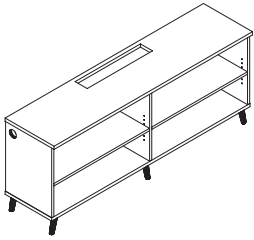
Standard Includes

- Order power by replacing * with:
 - ND for non-powered with no flip up access door
 - N for non-powered with flip up access door
 - E1 for single circuit power
 - E4 for 4-circuit power
 - Shelving matches casing selection
- Top & side grommets are included with -N, -E1 and -E4 credenzas.
- Grommet color selection applies to both top and side grommets.
- No top or side grommets included with ND credenzas.

Order Separately

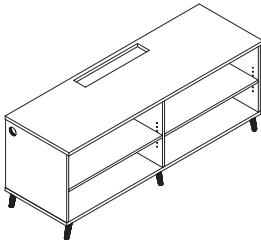
- Order additional electrical parts for powered credenza separately, see page 154

SHELVES & SHELVES, with Feet, 18"D



PART #	HEIGHT	WIDTH	DEPTH	PRICE			
				ND	N	E1	E4
FD-LC29-1836-4-F-*	29"	36"	18"	\$969	\$1,240	\$1,520	\$1,419
FD-LC29-1842-4-F-*	29"	42"	18"	\$1,038	\$1,309	\$1,588	\$1,488
FD-LC29-1848-4-F-*	29"	48"	18"	\$1,120	\$1,391	\$1,671	\$1,570
FD-LC29-1854-4-F-*	29"	54"	18"	\$1,203	\$1,473	\$1,753	\$1,652
FD-LC29-1860-4-F-*	29"	60"	18"	\$1,285	\$1,556	\$1,835	\$1,735
FD-LC29-1866-4-F-*	29"	66"	18"	\$1,368	\$1,638	\$1,918	\$1,817
FD-LC29-1872-4-F-*	29"	72"	18"	\$1,450	\$1,721	\$2,000	\$1,900

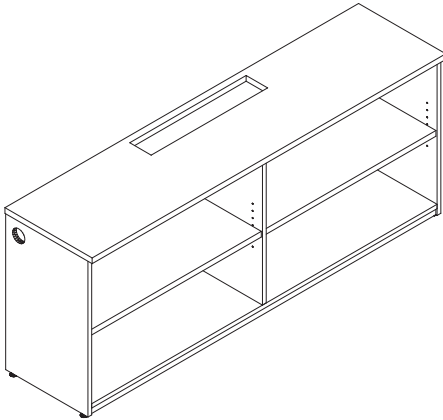
SHELVES & SHELVES, with Feet, 24"D



PART #	HEIGHT	WIDTH	DEPTH	PRICE			
				ND	N	E1	E4
FD-LC29-2436-4-F-*	29"	36"	24"	\$1,127	\$1,397	\$1,677	\$1,576
FD-LC29-2442-4-F-*	29"	42"	24"	\$1,227	\$1,497	\$1,777	\$1,676
FD-LC29-2448-4-F-*	29"	48"	24"	\$1,326	\$1,597	\$1,877	\$1,776
FD-LC29-2454-4-F-*	29"	54"	24"	\$1,426	\$1,697	\$1,976	\$1,876
FD-LC29-2460-4-F-*	29"	60"	24"	\$1,526	\$1,796	\$2,076	\$1,975
FD-LC29-2466-4-F-*	29"	66"	24"	\$1,625	\$1,896	\$2,176	\$2,075
FD-LC29-2472-4-F-*	29"	72"	24"	\$1,725	\$1,996	\$2,276	\$2,175

Two Section Credenza, Shelves & Shelves

with Base



DESCRIPTION

Two section credenza, 29" high, shelves and shelves with base.

SPECIFICATION OPTIONS

product #: See charts below
top: See page 26
casing: See page 26
pull: See page 22
grommet color: CW, BU, SV

ORDER EXAMPLE

product #: FD-LC29-1836-4-B-N
top: M13 Licorice
casing: M13 Licorice
pull: Wedge
grommet color: SV Silver

Options/Notes

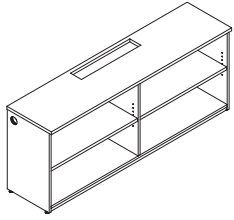
Standard Includes

- Order power by replacing * with:
 - ND for non-powered with no flip up access door
 - N for non-powered with flip up access door
 - E1 for single circuit power
 - E4 for 4-circuit power
- Shelving matches casing selection
- Top & side grommets are included with -N, -E1 and -E4 credenzas.
- Grommet color selection applies to both top and side grommets.
- No top or side grommets included with ND credenzas.

Order Separately

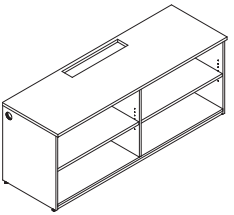
- Order additional electrical parts for powered credenza separately, see page 154

SHELVES & SHELVES, with Base, 18"D



PART #	HEIGHT	WIDTH	DEPTH	PRICE			
				ND	N	E1	E4
FD-LC29-1836-4-B-*	29"	36"	18"	\$892	\$1,163	\$1,439	\$1,339
FD-LC29-1842-4-B-*	29"	42"	18"	\$962	\$1,233	\$1,509	\$1,409
FD-LC29-1848-4-B-*	29"	48"	18"	\$1,046	\$1,317	\$1,593	\$1,492
FD-LC29-1854-4-B-*	29"	54"	18"	\$1,130	\$1,401	\$1,677	\$1,576
FD-LC29-1860-4-B-*	29"	60"	18"	\$1,214	\$1,484	\$1,761	\$1,660
FD-LC29-1866-4-B-*	29"	66"	18"	\$1,298	\$1,568	\$1,844	\$1,744
FD-LC29-1872-4-B-*	29"	72"	18"	\$1,381	\$1,652	\$1,928	\$1,828

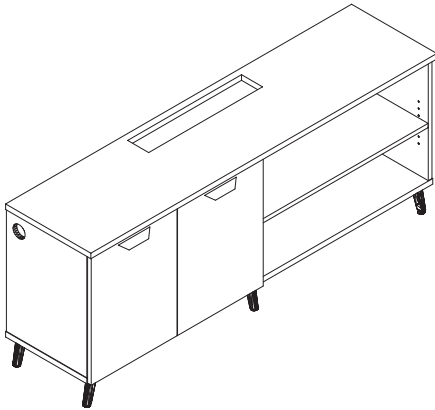
SHELVES & SHELVES, with Base, 24"D



PART #	HEIGHT	WIDTH	DEPTH	PRICE			
				ND	N	E1	E4
FD-LC29-2436-4-B-*	29"	36"	24"	\$1,066	\$1,337	\$1,613	\$1,513
FD-LC29-2442-4-B-*	29"	42"	24"	\$1,167	\$1,438	\$1,714	\$1,614
FD-LC29-2448-4-B-*	29"	48"	24"	\$1,269	\$1,539	\$1,815	\$1,715
FD-LC29-2454-4-B-*	29"	54"	24"	\$1,370	\$1,640	\$1,917	\$1,816
FD-LC29-2460-4-B-*	29"	60"	24"	\$1,471	\$1,741	\$2,018	\$1,917
FD-LC29-2466-4-B-*	29"	66"	24"	\$1,572	\$1,843	\$2,119	\$2,018
FD-LC29-2472-4-B-*	29"	72"	24"	\$1,673	\$1,944	\$2,220	\$2,119

Two Section Credenza, Doors & Shelves

with Feet



Left doors shown

DESCRIPTION

Two section credenza, 29" high, doors and shelves with feet.

SPECIFICATION OPTIONS

product #: See charts below
top: See page 26
casing: See page 26
front: See page 26
pull: See page 22
foot style: Taper or Inset
support finish: CW, BU, SV
grommet color: CW, BU, SV

ORDER EXAMPLE

product #: FD-LC29-1836-5L-F-N
top: M13 Licorice
casing: M13 Licorice
front: M13 Licorice
pull: Wedge
foot style: Taper
support finish: SV Silver
grommet color: SV Silver

Options/Notes

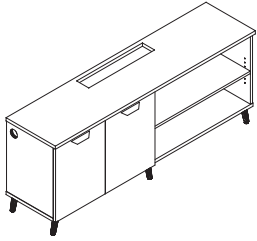
Standard Includes

- Order L for left doors, or R for right doors
- Order power by replacing * with:
 - ND for non-powered with no flip up access door
 - N for non-powered with flip up access door
 - E1 for single circuit power
 - E4 for 4-circuit power
- Shelving matches casing selection
- Top & side grommets are included with -N, -E1 and -E4 credenzas.
- Grommet color selection applies to both top and side grommets.
- No top or side grommets included with ND credenzas.
- Includes locks

Order Separately

- Order additional electrical parts for powered credenza separately, see page 154

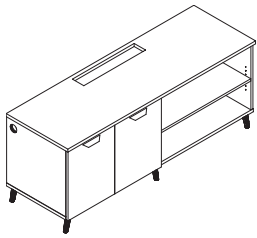
DOORS & SHELVES, with Feet, 18"D



Left doors shown

PART #	HEIGHT	WIDTH	DEPTH	PRICE			
				ND	N	E1	E4
FD-LC29-1836-5L-F-*	29"	36"	18"	\$1,192	\$1,462	\$1,726	\$1,626
FD-LC29-1836-5R-F-*	29"	36"	18"	\$1,192	\$1,462	\$1,726	\$1,626
FD-LC29-1842-5L-F-*	29"	42"	18"	\$1,272	\$1,542	\$1,806	\$1,706
FD-LC29-1842-5R-F-*	29"	42"	18"	\$1,272	\$1,542	\$1,806	\$1,706
FD-LC29-1848-5L-F-*	29"	48"	18"	\$1,358	\$1,629	\$1,892	\$1,792
FD-LC29-1848-5R-F-*	29"	48"	18"	\$1,358	\$1,629	\$1,892	\$1,792
FD-LC29-1854-5L-F-*	29"	54"	18"	\$1,452	\$1,722	\$1,986	\$1,886
FD-LC29-1854-5R-F-*	29"	54"	18"	\$1,452	\$1,722	\$1,986	\$1,886
FD-LC29-1860-5L-F-*	29"	60"	18"	\$1,538	\$1,808	\$2,072	\$1,972
FD-LC29-1860-5R-F-*	29"	60"	18"	\$1,538	\$1,808	\$2,072	\$1,972
FD-LC29-1866-5L-F-*	29"	66"	18"	\$1,632	\$1,902	\$2,166	\$2,065
FD-LC29-1866-5R-F-*	29"	66"	18"	\$1,632	\$1,902	\$2,166	\$2,065
FD-LC29-1872-5L-F-*	29"	72"	18"	\$1,718	\$1,988	\$2,252	\$2,151
FD-LC29-1872-5R-F-*	29"	72"	18"	\$1,718	\$1,988	\$2,252	\$2,151

DOORS & SHELVES, with Feet, 24"D

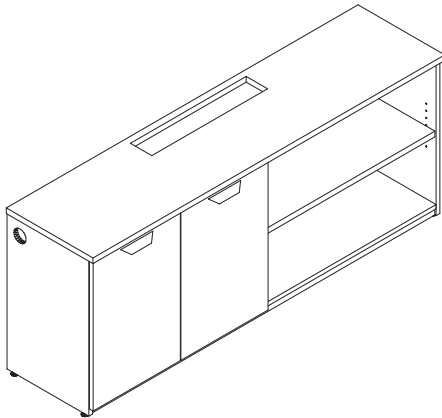


Left doors shown

PART #	HEIGHT	WIDTH	DEPTH	PRICE			
				ND	N	E1	E4
FD-LC29-2436-5L-F-*	29"	36"	24"	\$1,349	\$1,620	\$1,883	\$1,783
FD-LC29-2436-5R-F-*	29"	36"	24"	\$1,349	\$1,620	\$1,883	\$1,783
FD-LC29-2442-5L-F-*	29"	42"	24"	\$1,460	\$1,731	\$1,995	\$1,894
FD-LC29-2442-5R-F-*	29"	42"	24"	\$1,460	\$1,731	\$1,995	\$1,894
FD-LC29-2448-5L-F-*	29"	48"	24"	\$1,564	\$1,834	\$2,098	\$1,998
FD-LC29-2448-5R-F-*	29"	48"	24"	\$1,564	\$1,834	\$2,098	\$1,998
FD-LC29-2454-5L-F-*	29"	54"	24"	\$1,675	\$1,945	\$2,209	\$2,109
FD-LC29-2454-5R-F-*	29"	54"	24"	\$1,675	\$1,945	\$2,209	\$2,109
FD-LC29-2460-5L-F-*	29"	60"	24"	\$1,779	\$2,049	\$2,313	\$2,212
FD-LC29-2460-5R-F-*	29"	60"	24"	\$1,779	\$2,049	\$2,313	\$2,212
FD-LC29-2466-5L-F-*	29"	66"	24"	\$1,890	\$2,160	\$2,424	\$2,323
FD-LC29-2466-5R-F-*	29"	66"	24"	\$1,890	\$2,160	\$2,424	\$2,323
FD-LC29-2472-5L-F-*	29"	72"	24"	\$1,993	\$2,264	\$2,527	\$2,427
FD-LC29-2472-5R-F-*	29"	72"	24"	\$1,993	\$2,264	\$2,527	\$2,427

Two Section Credenza, Doors & Shelves

with Base



Left doors shown

DESCRIPTION

Two section credenza, 29" high, doors and shelves with base.

SPECIFICATION OPTIONS

product #: See charts below
top: See page 26
casing: See page 26
front: See page 26
pull: See page 22
grommet color: CW, BU, SV

ORDER EXAMPLE

product #: FD-LC29-1836-5L-B-N
top: M13 Licorice
casing: M13 Licorice
front: M13 Licorice
pull: Wedge
grommet color: SV Silver

Options/Notes

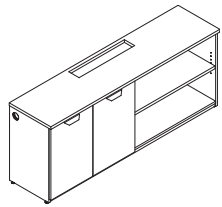
Standard Includes

- Order L for left doors, or R for right doors
- Order power by replacing * with:
 - ND for non-powered with no flip up access door
 - N for non-powered with flip up access door
 - E1 for single circuit power
 - E4 for 4-circuit power
- Shelving matches casing selection
- Top & side grommets are included with -N, -E1 and -E4 credenzas.
- Grommet color selection applies to both top and side grommets.
- No top or side grommets included with ND credenzas.
- Includes locks

Order Separately

- Order additional electrical parts for powered credenza separately, see page 154

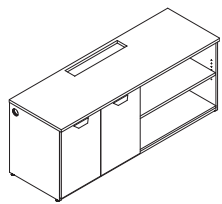
DOORS & SHELVES, with Base, 18"D



Left doors shown

PART #	HEIGHT	WIDTH	DEPTH	PRICE			
				ND	N	E1	E4
FD-LC29-1836-5L-B-*	29"	36"	18"	\$1,158	\$1,409	\$1,705	\$1,604
FD-LC29-1836-5R-B-*	29"	36"	18"	\$1,158	\$1,409	\$1,705	\$1,604
FD-LC29-1842-5L-B-*	29"	42"	18"	\$1,246	\$1,497	\$1,793	\$1,692
FD-LC29-1842-5R-B-*	29"	42"	18"	\$1,246	\$1,497	\$1,793	\$1,692
FD-LC29-1848-5L-B-*	29"	48"	18"	\$1,339	\$1,590	\$1,885	\$1,785
FD-LC29-1848-5R-B-*	29"	48"	18"	\$1,339	\$1,590	\$1,885	\$1,785
FD-LC29-1854-5L-B-*	29"	54"	18"	\$1,441	\$1,692	\$1,987	\$1,887
FD-LC29-1854-5R-B-*	29"	54"	18"	\$1,441	\$1,692	\$1,987	\$1,887
FD-LC29-1860-5L-B-*	29"	60"	18"	\$1,533	\$1,784	\$2,080	\$1,979
FD-LC29-1860-5R-B-*	29"	60"	18"	\$1,533	\$1,784	\$2,080	\$1,979
FD-LC29-1866-5L-B-*	29"	66"	18"	\$1,635	\$1,886	\$2,182	\$2,081
FD-LC29-1866-5R-B-*	29"	66"	18"	\$1,635	\$1,886	\$2,182	\$2,081
FD-LC29-1872-5L-B-*	29"	72"	18"	\$1,728	\$1,979	\$2,275	\$2,174
FD-LC29-1872-5R-B-*	29"	72"	18"	\$1,728	\$1,979	\$2,275	\$2,174

DOORS & SHELVES, with Base, 24"D



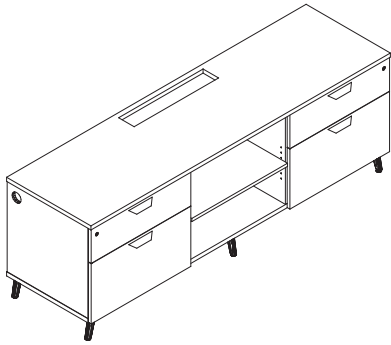
PART #	HEIGHT	WIDTH	DEPTH	PRICE			
				ND	N	E1	E4
FD-LC29-2436-5L-B-*	29"	36"	24"	\$1,332	\$1,583	\$1,878	\$1,778
FD-LC29-2436-5R-B-*	29"	36"	24"	\$1,332	\$1,583	\$1,878	\$1,778
FD-LC29-2442-5L-B-*	29"	42"	24"	\$1,451	\$1,702	\$1,997	\$1,897
FD-LC29-2442-5R-B-*	29"	42"	24"	\$1,451	\$1,702	\$1,997	\$1,897
FD-LC29-2448-5L-B-*	29"	48"	24"	\$1,561	\$1,812	\$2,108	\$2,007
FD-LC29-2448-5R-B-*	29"	48"	24"	\$1,561	\$1,812	\$2,108	\$2,007
FD-LC29-2454-5L-B-*	29"	54"	24"	\$1,680	\$1,931	\$2,227	\$2,126
FD-LC29-2454-5R-B-*	29"	54"	24"	\$1,680	\$1,931	\$2,227	\$2,126
FD-LC29-2460-5L-B-*	29"	60"	24"	\$1,790	\$2,042	\$2,337	\$2,236
FD-LC29-2460-5R-B-*	29"	60"	24"	\$1,790	\$2,042	\$2,337	\$2,236
FD-LC29-2466-5L-B-*	29"	66"	24"	\$1,910	\$2,161	\$2,456	\$2,356
FD-LC29-2466-5R-B-*	29"	66"	24"	\$1,910	\$2,161	\$2,456	\$2,356
FD-LC29-2472-5L-B-*	29"	72"	24"	\$2,020	\$2,271	\$2,566	\$2,466
FD-LC29-2472-5R-B-*	29"	72"	24"	\$2,020	\$2,271	\$2,566	\$2,466

CREDENZAS 29" HIGH - 3 SECTION

DASH / CREDENZA 29" H

Three Section Credenza, Center Shelves & Drawers

with Feet



DESCRIPTION

Three section credenza, 29" high, center shelves & drawers with feet.

SPECIFICATION OPTIONS

product #: See charts below
top: See page 26
casing: See page 26
front: See page 26
pull: See page 22
foot style: Taper or Inset
Support finish: CW, BU, SV
grommet color: CW, BU, SV

ORDER EXAMPLE

product #: FD-LC29-2478-1-F-N
top: M13 Licorice
casing: M13 Licorice
front: M13 Licorice
pull: Wedge
foot style: Taper
Support finish: SV Silver
grommet color: SV Silver

Options/Notes

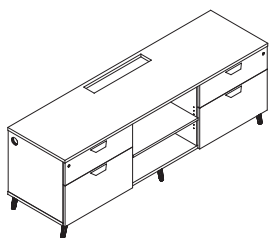
Standard Includes

- Order power by replacing * with:
 - ND for non-powered with no flip up access door
 - N for non-powered with flip up access door
 - E1 for single circuit power
 - E4 for 4-circuit power
- Shelving matches casing selection
- Top & side grommets are included with -N, -E1 and -E4 credenzas.
- Grommet color selection applies to both top and side grommets.
- No top or side grommets included with ND credenzas.
- Includes locks

Order Separately

- Order additional electrical parts for powered credenza separately, see page 154

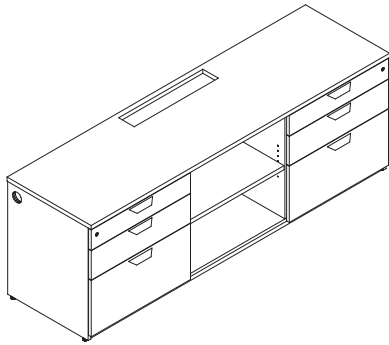
CENTER SHELVES & DRAWERS, with Feet, 24"D



PART #	HEIGHT	WIDTH	DEPTH	PRICE			
				ND	N	E1	E4
FD-LC29-2478-1-F-*	29"	78"	24"	\$3,196	\$3,468	\$3,748	\$3,647
FD-LC29-2484-1-F-*	29"	84"	24"	\$3,221	\$3,493	\$3,773	\$3,672

Three Section Credenza, Center Shelves & Drawers

with Base



DESCRIPTION

Three section credenza, 26" high, center shelves & drawers with base.

SPECIFICATION OPTIONS

product #: See charts below
top: See page 26
casing: See page 26
front: See page 26
pull: See page 22
grommet color: CW, BU, SV

ORDER EXAMPLE

product #: FD-LC29-2478-1-B-N
top: M13 Licorice
casing: M13 Licorice
front: M13 Licorice
pull: Wedge
grommet color: SV Silver

Options/Notes

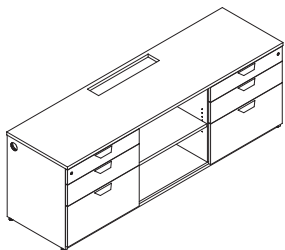
Standard Includes

- Order power by replacing * with:
 - ND for non-powered with no flip up access door
 - N for non-powered with flip up access door
 - E1 for single circuit power
 - E4 for 4-circuit power
- Shelving matches casing selection
- Top & side grommets are included with -N, -E1 and -E4 credenzas.
- Grommet color selection applies to both top and side grommets.
- No top or side grommets included with ND credenzas.
- Includes locks

Order Separately

- Order additional electrical parts for powered credenza separately, see page 154

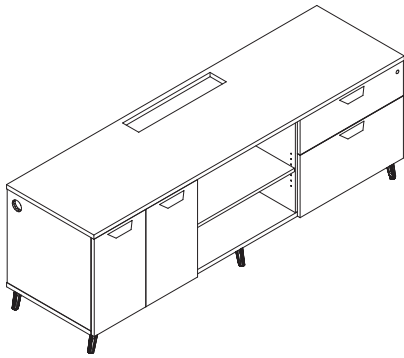
CENTER SHELVES & DRAWERS, with Base, 24"D



PART #	HEIGHT	WIDTH	DEPTH	PRICE			
				ND	N	E1	E4
FD-LC29-2478-1-B*	29"	78"	24"	\$3,236	\$3,509	\$3,789	\$3,688
FD-LC29-2484-1-B*	29"	84"	24"	\$3,327	\$3,601	\$3,880	\$3,780

Three Section Credenza, Center Shelves, Drawers & Doors

with Feet



Right drawers shown

DESCRIPTION

Three section credenza, 29" high, center shelves & drawers & doors with feet.

SPECIFICATION OPTIONS

product #: See charts below
top: See page 26
casing: See page 26
front: See page 26
pull: See page 22
foot style: Taper or Inset
support finish: CW, BU, SV
grommet color: CW, BU, SV

ORDER EXAMPLE

product #: FD-LC29-2478-2L-F-N
top: M13 Licorice
casing: M13 Licorice
front: M13 Licorice
pull: Wedge
foot style: Taper
support finish: SV Silver
grommet color: SV Silver

Options/Notes

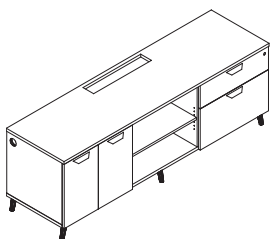
Standard Includes

- Order L for left drawer or R for right drawer
- Order power by replacing * with:
 - ND for non-powered with no flip up access door
 - N for non-powered with flip up access door
 - E1 for single circuit power
 - E4 for 4-circuit power
- Shelving matches casing selection
- Top & side grommets are included with -N, -E1 and -E4 credenzas.
- Grommet color selection applies to both top and side grommets.
- No top or side grommets included with ND credenzas.
- Includes locks

Order Separately

- Order additional electrical parts for powered credenza separately, see page 154

CENTER SHELVES, DRAWERS & DOORS, with Feet, 24"D

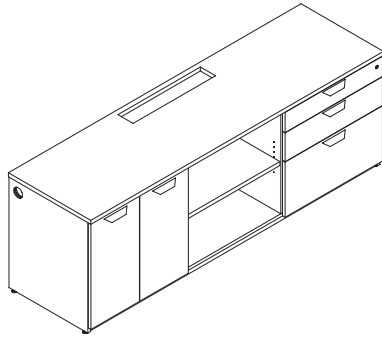


Right drawers shown

PART #	HEIGHT	WIDTH	DEPTH	PRICE			
				ND	N	E1	E4
FD-LC29-2478-2L-F*	29"	78"	24"	\$2,776	\$3,049	\$3,367	\$3,266
FD-LC29-2478-2R-F*	29"	78"	24"	\$2,776	\$3,049	\$3,367	\$3,266
FD-LC29-2484-2L-F*	29"	84"	24"	\$2,883	\$3,156	\$3,474	\$3,373
FD-LC29-2484-2R-F*	29"	84"	24"	\$2,883	\$3,156	\$3,474	\$3,373

Three Section Credenza, Center Shelves, Drawers & Doors

with Base



Right drawers shown

DESCRIPTION

Three section credenza, 29" high, center shelves & drawers & doors with base.

SPECIFICATION OPTIONS

product #: See charts below
top: See page 26
casing: See page 26
front: See page 26
pull: See page 22
grommet color: CW, BU, SV

ORDER EXAMPLE

product #: FD-LC29-2478-2L-B-N
top: M13 Licorice
casing: M13 Licorice
front: M13 Licorice
pull: Wedge
grommet color: SV Silver

Options/Notes

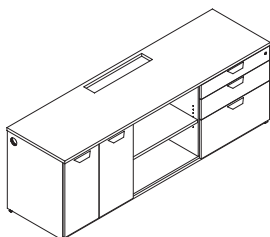
Standard Includes

- Order L for left drawer or R for right drawer
- Order power by replacing * with:
 - ND for non-powered with no flip up access door
 - N for non-powered with flip up access door
 - E1 for single circuit power
 - E4 for 4-circuit power
- Shelving matches casing selection
- Top & side grommets are included with -N, -E1 and -E4 credenzas.
- Grommet color selection applies to both top and side grommets.
- No top or side grommets included with ND credenzas.
- Includes locks

Order Separately

- Order additional electrical parts for powered credenza separately, see page 154

CENTER SHELVES, DRAWERS & DOORS, with Base, 24"D

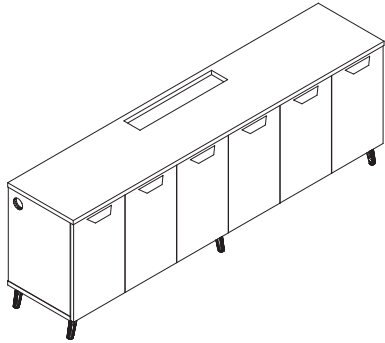


Right drawers shown

PART #	HEIGHT	WIDTH	DEPTH	PRICE			
				ND	N	E1	E4
FD-LC29-2478-2L-B*	29"	78"	24"	\$2,808	\$3,081	\$3,360	\$3,260
FD-LC29-2478-2R-B*	29"	78"	24"	\$2,808	\$3,081	\$3,360	\$3,260
FD-LC29-2484-2L-B*	29"	84"	24"	\$2,923	\$3,196	\$3,475	\$3,375
FD-LC29-2484-2R-B*	29"	84"	24"	\$2,923	\$3,196	\$3,475	\$3,375

Three Section Credenza, Triple Doors

with Feet



DESCRIPTION

Three section credenza, 29" high, triple doors with feet.

SPECIFICATION OPTIONS

product #: See charts below
top: See page 26
casing: See page 26
front: See page 26
pull: See page 22
foot style: Taper or Inset
support finish: CW, BU, SV
grommet color: CW, BU, SV

ORDER EXAMPLE

product #: FD-LC29-2478-3-F-N
top: M13 Licorice
casing: M13 Licorice
front: M13 Licorice
pull: Wedge
foot style: Taper
support finish: SV Silver
grommet color: SV Silver

Options/Notes

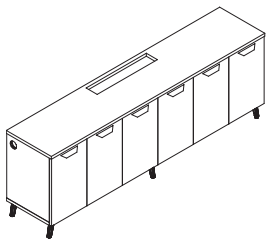
Standard Includes

- Order power by replacing * with:
 - ND for non-powered with no flip up access door
 - N for non-powered with flip up access door
 - E1 for single circuit power
 - E4 for 4-circuit power
- Shelving matches casing selection
- Top & side grommets are included with -N, -E1 and -E4 credenzas.
- Grommet color selection applies to both top and side grommets.
- No top or side grommets included with ND credenzas.
- Includes locks

Order Separately

- Order additional electrical parts for powered credenza separately, see page 154.

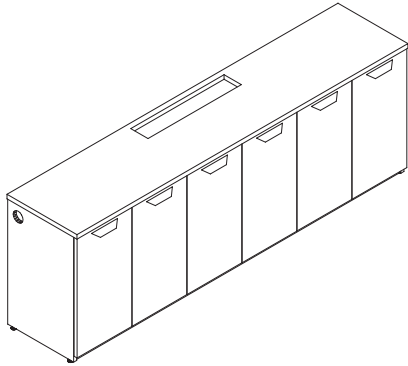
TRIPLE DOORS, with Feet, 24"D



PART #	HEIGHT	WIDTH	DEPTH	PRICE			
				ND	N	E1	E4
FD-LC29-2478-3-F*	29"	78"	24"	\$2,762	\$2,888	\$3,314	\$3,214
FD-LC29-2484-3-F*	29"	84"	24"	\$2,830	\$2,955	\$3,382	\$3,281

Three Section Credenza, Triple Doors

with Base



DESCRIPTION

Three section credenza, 29" high, triple doors with base.

SPECIFICATION OPTIONS

product #: See charts below
top: See page 26
casing: See page 26
front: See page 26
pull: See page 22
grommet color: CW, BU, SV

ORDER EXAMPLE

product #: FD-LC29-2478-3-B-N
top: M13 Licorice
casing: M13 Licorice
front: M13 Licorice
pull: Wedge
grommet color: SV Silver

Options/Notes

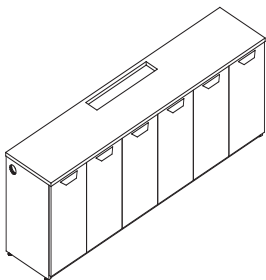
Standard Includes

- Order power by replacing * with:
 - ND for non-powered with no flip up access door
 - N for non-powered with flip up access door
 - E1 for single circuit power
 - E4 for 4-circuit power
- Shelving matches casing selection
- Top & side grommets are included with -N, -E1 and -E4 credenzas.
- Grommet color selection applies to both top and side grommets.
- No top or side grommets included with ND credenzas.
- Includes locks

Order Separately

- Order additional electrical parts for powered credenza separately, see page 154

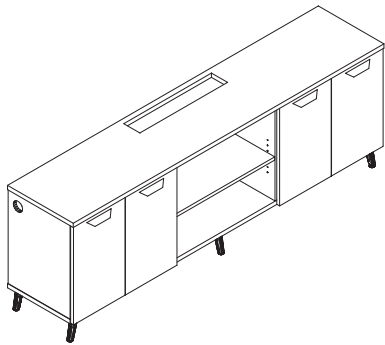
TRIPLE DOORS, with Base, 24"D



PART #	HEIGHT	WIDTH	DEPTH	PRICE			
				ND	N	E1	E4
FD-LC29-2478-3-B*	29"	78"	24"	\$2,695	\$2,967	\$3,247	\$3,146
FD-LC29-2484-3-B*	29"	84"	24"	\$2,937	\$3,209	\$3,489	\$3,388

Three Section Credenza, Center Shelves & Doors

with Feet



DESCRIPTION

Three section credenza, 29" high, center shelves and doors with feet.

SPECIFICATION OPTIONS

product #: See charts below
top: See page 26
casing: See page 26
front: See page 26
pull: See page 22
foot style: Taper or Inset
support finish: CW, BU, SV
grommet color: CW, BU, SV

ORDER EXAMPLE

product #: FD-LC29-2478-4-F-N
top: M13 Licorice
casing: M13 Licorice
front: M13 Licorice
pull: Wedge
foot style: Taper
support finish: SV Silver
grommet color: SV Silver

Options/Notes

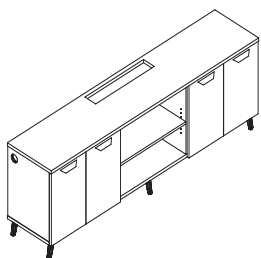
Standard Includes

- Order power by replacing * with:
 - ND for non-powered with no flip up access door
 - N for non-powered with flip up access door
 - E1 for single circuit power
 - E4 for 4-circuit power
- Shelving matches casing selection
- Top & side grommets are included with -N, -E1 and -E4 credenzas.
- Grommet color selection applies to both top and side grommets.
- No top or side grommets included with ND credenzas.
- Includes locks

Order Separately

- Order additional electrical parts for powered credenza separately, see page 154

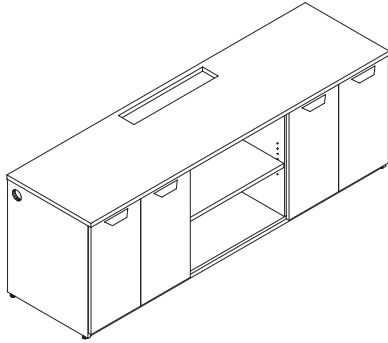
CENTER SHELVES & DOORS with Feet, 24"D



PART #	HEIGHT	WIDTH	DEPTH	PRICE			
				ND	N	E1	E4
FD-LC29-2478-4-F*	29"	78"	24"	\$2,334	\$2,606	\$2,886	\$2,785
FD-LC29-2484-4-F*	29"	84"	24"	\$2,545	\$2,817	\$3,097	\$2,996

Three Section Credenza, Center Shelves & Doors

with Base



DESCRIPTION

Three section credenza, 29" high, center shelves and doors with base.

SPECIFICATION OPTIONS

product #: See charts below
top: See page 26
casing: See page 26
front: See page 26
pull: See page 22
grommet color: CW, BU, SV

ORDER EXAMPLE

product #: FD-LC29-2478-4-B-N
top: M13 Licorice
casing: M13 Licorice
front: M13 Licorice
pull: Wedge
grommet color: SV Silver

Options/Notes

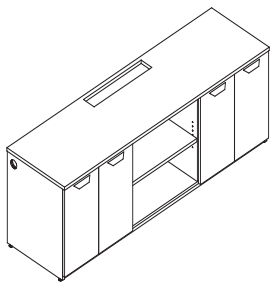
Standard Includes

- Order power by replacing * with:
 - ND for non-powered with no flip up access door
 - N for non-powered with flip up access door
 - E1 for single circuit power
 - E4 for 4-circuit power
- Shelving matches casing selection
- Top & side grommets are included with -N, -E1 and -E4 credenzas.
- Grommet color selection applies to both top and side grommets.
- No top or side grommets included with ND credenzas.
- Includes locks

Order Separately

- Order additional electrical parts for powered credenza separately, see page 154

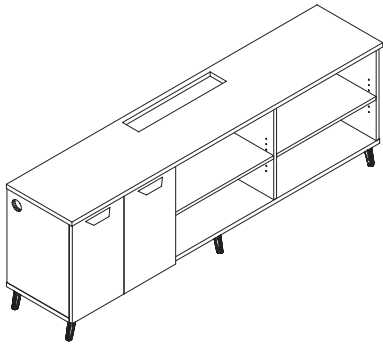
CENTER SHELVES & DOORS, with Base, 24"D



PART #	HEIGHT	WIDTH	DEPTH	PRICE			
				ND	N	E1	E4
FD-LC29-2478-4-B*	29"	78"	24"	\$2,384	\$2,657	\$2,936	\$2,836
FD-LC29-2484-4-B*	29"	84"	24"	\$2,626	\$2,899	\$3,178	\$3,078

Three Section Credenza, Center Shelves, Doors & Shelves

with Feet



Left doors shown

DESCRIPTION

Three section credenza, 29" high, center shelves, doors & shelves with feet.

SPECIFICATION OPTIONS

product #: See charts below
top: See page 26
casing: See page 26
front: See page 26
pull: See page 22
foot style: Taper or Inset
support finish: CW, BU, SV
grommet color: CW, BU, SV

ORDER EXAMPLE

product #: FD-LC29-2478-5L-F-N
top: M13 Licorice
casing: M13 Licorice
front: M13 Licorice
pull: Wedge
foot style: Taper
support finish: SV Silver
grommet color: SV Silver

Options/Notes

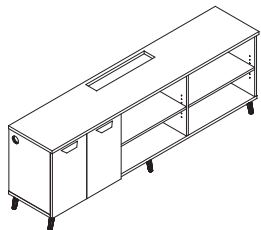
Standard Includes

- Order L for left doors or R for right doors
- Order power by replacing * with:
 - ND for non-powered with no flip up access door
 - N for non-powered with flip up access door
 - E1 for single circuit power
 - E4 for 4-circuit power
- Shelving matches casing selection
- Top & side grommets are included with -N, -E1 and -E4 credenzas.
- Grommet color selection applies to both top and side grommets.
- No top or side grommets included with ND credenzas.
- Includes locks

Order Separately

- Order additional electrical parts for powered credenza separately, see page 154

CENTER SHELVES, DOORS & SHELVES, with Feet, 24"D

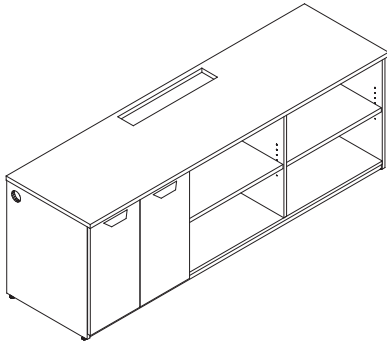


Left doors shown

PART #	HEIGHT	WIDTH	DEPTH	PRICE			
				ND	N	E1	E4
FD-LC29-2478-5L-F*	29"	78"	24"	\$2,157	\$2,429	\$2,709	\$2,608
FD-LC29-2478-5R-F*	29"	78"	24"	\$2,157	\$2,429	\$2,709	\$2,608
FD-LC29-2484-5L-F*	29"	84"	24"	\$2,260	\$2,532	\$2,812	\$2,711
FD-LC29-2484-5R-F*	29"	84"	24"	\$2,260	\$2,532	\$2,812	\$2,711

Three Section Credenza, Center Shelves, Doors & Shelves

with Base



Left doors shown

DESCRIPTION

Three section credenza, 29" high, center shelves, doors & shelves with base.

SPECIFICATION OPTIONS

product #: See charts below
top: See page 26
casing: See page 26
front: See page 26
pull: See page 22
grommet color: CW, BU, SV

ORDER EXAMPLE

product #: FD-LC29-2478-5L-B-N
top: M13 Licorice
casing: M13 Licorice
front: M13 Licorice
pull: Wedge
grommet color: SV Silver

Options/Notes

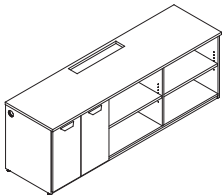
Standard Includes

- Order L for left doors or R for right doors
- Order power by replacing * with:
 - ND for non-powered with no flip up access door
 - N for non-powered with flip up access door
 - E1 for single circuit power
 - E4 for 4-circuit power
- Shelving matches casing selection
- Top & side grommets are included with -N, -E1 and -E4 credenzas.
- Grommet color selection applies to both top and side grommets.
- No top or side grommets included with ND credenzas.
- Includes locks

Order Separately

- Order additional electrical parts for powered credenza separately, see page 154

CENTER SHELVES, DOORS & SHELVES, with Base, 24"D

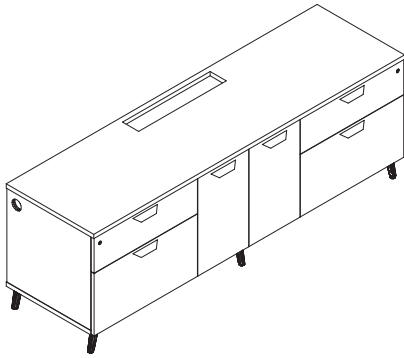


Left doors shown

PART #	HEIGHT	WIDTH	DEPTH	PRICE			
				ND	N	E1	E4
FD-LC29-2478-5L-B*	29"	78"	24"	\$2,206	\$2,478	\$2,758	\$2,657
FD-LC29-2478-5R-B*	29"	78"	24"	\$2,206	\$2,478	\$2,758	\$2,657
FD-LC29-2484-5L-B*	29"	84"	24"	\$2,316	\$2,588	\$2,868	\$2,767
FD-LC29-2484-5R-B*	29"	84"	24"	\$2,316	\$2,588	\$2,868	\$2,767

Three Section Credenza, Center Doors & Drawers

with Feet



DESCRIPTION

Three section credenza, 29" high, center doors & drawers with feet.

SPECIFICATION OPTIONS

product #: See charts below
top: See page 26
casing: See page 26
front: See page 26
pull: See page 22
foot style: Taper or Inset
support finish: CW, BU, SV
grommet color: CW, BU, SV

ORDER EXAMPLE

product #: FD-LC29-2478-6-F-N
top: M13 Licorice
casing: M13 Licorice
front: M13 Licorice
pull: Wedge
foot style: Taper
support finish: SV Silver
grommet color: SV Silver

Options/Notes

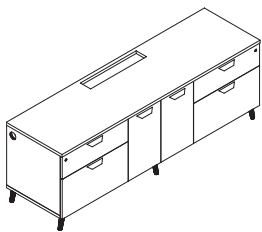
Standard Includes

- Order power by replacing * with:
 - ND for non-powered with no flip up access door
 - N for non-powered with flip up access door
 - E1 for single circuit power
 - E4 for 4-circuit power
- Shelving matches casing selection
- Top & side grommets are included with -N, -E1 and -E4 credenzas.
- Grommet color selection applies to both top and side grommets.
- No top or side grommets included with ND credenzas.
- Includes locks

Order Separately

- Order additional electrical parts for powered credenza separately, see page 154

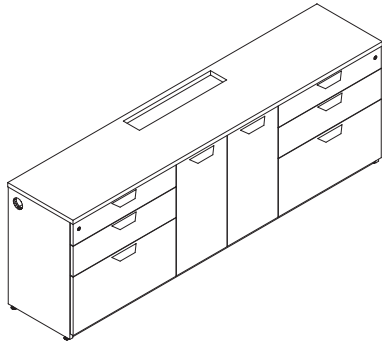
CENTER DOORS & DRAWERS, with Feet, 24"D



PART #	HEIGHT	WIDTH	DEPTH	PRICE			
				ND	N	E1	E4
FD-LC29-2478-6-F*	29"	78"	24"	\$3,542	\$3,813	\$4,094	\$3,993
FD-LC29-2484-6-F*	29"	84"	24"	\$3,613	\$3,885	\$4,166	\$4,065

Three Section Credenza, Center Doors & Drawers

with Base



DESCRIPTION

Three section credenza, 29" high, center doors & drawers with base.

SPECIFICATION OPTIONS

product #: See charts below
top: See page 26
casing: See page 26
front: See page 26
pull: See page 22
grommet color: CW, BU, SV

ORDER EXAMPLE

product #: FD-LC29-2478-6-B-N
top: M13 Licorice
casing: M13 Licorice
front: M13 Licorice
pull: Wedge
grommet color: SV Silver

Options/Notes

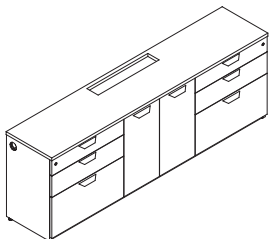
Standard Includes

- Order power by replacing * with:
 - ND for non-powered with no flip up access door
 - N for non-powered with flip up access door
 - E1 for single circuit power
 - E4 for 4-circuit power
- Shelving matches casing selection
- Top & side grommets are included with -N, -E1 and -E4 credenzas.
- Grommet color selection applies to both top and side grommets.
- No top or side grommets included with ND credenzas.
- Includes locks

Order Separately

- Order additional electrical parts for powered credenza separately, see page 154

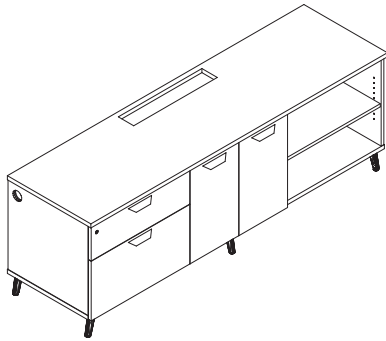
CENTER DOORS & DRAWERS, with Base, 24"D



PART #	HEIGHT	WIDTH	DEPTH	PRICE			
				ND	N	E1	E4
FD-LC29-2478-6-B*	29"	78"	24"	\$3,529	\$3,801	\$4,081	\$3,980
FD-LC29-2484-6-B*	29"	84"	24"	\$3,606	\$3,878	\$4,158	\$4,058

Three Section Credenza, Center Doors, Drawers & Shelves

with Feet



Left drawers shown

DESCRIPTION

Three section credenza, 29" high, center doors, drawers & shelves with feet.

SPECIFICATION OPTIONS

product #: See charts below
top: See page 26
casing: See page 26
front: See page 26
pull: See page 22
foot style: Taper or Inset
support finish: CW, BU, SV
grommet color: CW, BU, SV

ORDER EXAMPLE

product #: FD-LC29-2478-7L-F-N
top: M13 Licorice
casing: M13 Licorice
front: M13 Licorice
pull: Wedge
foot style: Taper
support finish: SV Silver
grommet color: SV Silver

Options/Notes

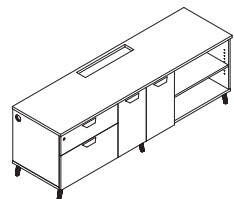
Standard Includes

- Order L for left drawer or R for right drawer
- Order power by replacing * with:
 - ND for non-powered with no flip up access door
 - N for non-powered with flip up access door
 - E1 for single circuit power
 - E4 for 4-circuit power
- Shelving matches casing selection
- Top & side grommets are included with -N, -E1 and -E4 credenzas.
- Grommet color selection applies to both top and side grommets.
- No top or side grommets included with ND credenzas.
- Includes locks

Order Separately

- Order additional electrical parts for powered credenza separately, see page 154

CENTER DOORS, DRAWERS & SHELVES, with Feet, 24"D

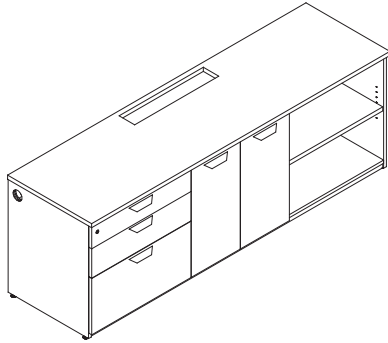


Left drawers shown

PART #	HEIGHT	WIDTH	DEPTH	PRICE			
				ND	N	E1	E4
FD-LC29-2478-7L-F*	29"	78"	24"	\$2,702	\$2,975	\$3,255	\$3,154
FD-LC29-2478-7R-F*	29"	78"	24"	\$2,702	\$2,975	\$3,255	\$3,154
FD-LC29-2484-7L-F*	29"	84"	24"	\$2,903	\$3,175	\$3,455	\$3,354
FD-LC29-2484-7R-F*	29"	84"	24"	\$2,903	\$3,175	\$3,455	\$3,354

Three Section Credenza, Center Doors, Drawers & Shelves

with Base



Left drawers shown

DESCRIPTION

Three section credenza, 29" high, center doors, drawers & shelves with base.

SPECIFICATION OPTIONS

product #: See charts below
top: See page 26
casing: See page 26
front: See page 26
pull: See page 22
grommet color: CW, BU, SV

ORDER EXAMPLE

product #: FD-LC29-2478-7L-B-N
top: M13 Licorice
casing: M13 Licorice
front: M13 Licorice
pull: Wedge
grommet color: SV Silver

Options/Notes

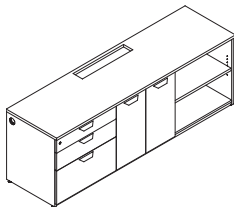
Standard Includes

- Order L for left drawer or R for right drawer
- Order power by replacing * with:
 - ND for non-powered with no flip up access door
 - N for non-powered with flip up access door
 - E1 for single circuit power
 - E4 for 4-circuit power
- Shelving matches casing selection
- Top & side grommets are included with -N, -E1 and -E4 credenzas.
- Grommet color selection applies to both top and side grommets.
- No top or side grommets included with ND credenzas.
- Includes locks

Order Separately

- Order additional electrical parts for powered credenza separately, see page 154

CENTER DOORS, DRAWERS & SHELVES, with Base, 24"D

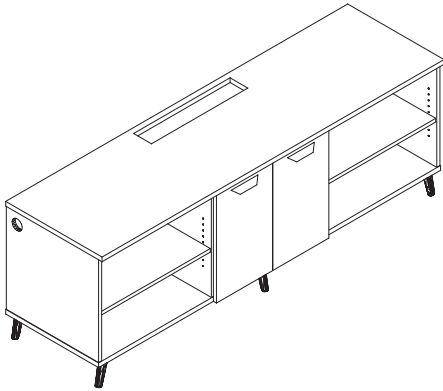


Left drawers shown

PART #	HEIGHT	WIDTH	DEPTH	PRICE			
				ND	N	E1	E4
FD-LC29-2478-7L-B*	29"	78"	24"	\$2,653	\$2,925	\$3,205	\$3,104
FD-LC29-2478-7R-B*	29"	78"	24"	\$2,653	\$2,925	\$3,205	\$3,104
FD-LC29-2484-7L-B*	29"	84"	24"	\$2,805	\$3,077	\$3,357	\$3,256
FD-LC29-2484-7R-B*	29"	84"	24"	\$2,805	\$3,077	\$3,357	\$3,256

Three Section Credenza, Center Doors & Shelves

with Feet



DESCRIPTION

Three section credenza, 29" high, center doors and shelves with feet.

SPECIFICATION OPTIONS

product #: See charts below
top: See page 26
casing: See page 26
front: See page 26
pull: See page 22
foot style: Taper or Inset
support finish: CW, BU, SV
grommet color: CW, BU, SV

ORDER EXAMPLE

product #: FD-LC29-2478-8-F-N
top: M13 Licorice
casing: M13 Licorice
front: M13 Licorice
pull: Wedge
foot style: Taper
support finish: SV Silver
grommet color: SV Silver

Options/Notes

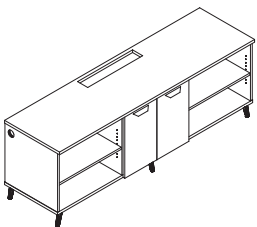
Standard Includes

- Order power by replacing * with:
 - ND for non-powered with no flip up access door
 - N for non-powered with flip up access door
 - E1 for single circuit power
 - E4 for 4-circuit power
- Shelving matches casing selection
- Top & side grommets are included with -N, -E1 and -E4 credenzas.
- Grommet color selection applies to both top and side grommets.
- No top or side grommets included with ND credenzas.
- Includes locks

Order Separately

- Order additional electrical parts for powered credenza separately, see page 154

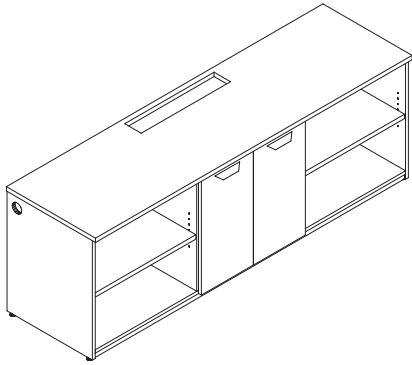
CENTER DOORS & SHELVES, with Feet, 24"D



PART #	HEIGHT	WIDTH	DEPTH	PRICE			
				ND	N	E1	E4
FD-LC29-2478-8-F*	29"	78"	24"	\$2,157	\$2,429	\$2,709	\$2,608
FD-LC29-2484-8-F*	29"	84"	24"	\$2,260	\$2,532	\$2,812	\$2,711

Three Section Credenza, Center Doors & Shelves

with Base



DESCRIPTION

Three section credenza, 29" high, center doors and shelves with base.

SPECIFICATION OPTIONS

product #: See charts below
top: See page 26
casing: See page 26
front: See page 26
pull: See page 22
grommet color: CW, BU, SV

ORDER EXAMPLE

product #: FD-LC29-2478-8-B-N
top: M13 Licorice
casing: M13 Licorice
front: M13 Licorice
pull: Wedge
grommet color: SV Silver

Options/Notes

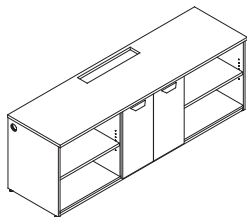
Standard Includes

- Order power by replacing * with:
 - ND for non-powered with no flip up access door
 - N for non-powered with flip up access door
 - E1 for single circuit power
 - E4 for 4-circuit power
- Shelving matches casing selection
- Top & side grommets are included with -N, -E1 and -E4 credenzas.
- Grommet color selection applies to both top and side grommets.
- No top or side grommets included with ND credenzas.
- Includes locks

Order Separately

- Order additional electrical parts for powered credenza separately, see page 154

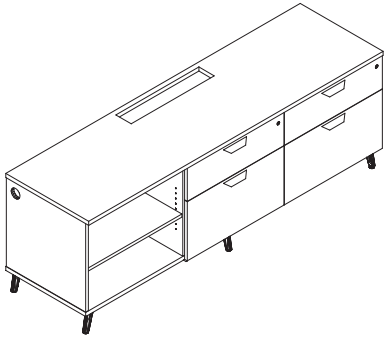
CENTER DOORS & SHELVES, with Base, 24"D



PART #	HEIGHT	WIDTH	DEPTH	PRICE			
				ND	N	E1	E4
FD-LC29-2478-8-B*	29"	78"	24"	\$2,206	\$2,478	\$2,758	\$2,657
FD-LC29-2484-8-B*	29"	84"	24"	\$2,316	\$2,588	\$2,868	\$2,767

Three Section Credenza, Open Shelf & Double Drawers

with Feet



Right drawers shown

DESCRIPTION

Three section credenza, 29" high, open shelf & double drawers with feet.

SPECIFICATION OPTIONS

product #: See charts below
 top: See page 26
 casing: See page 26
 front: See page 26
 pull: See page 22
 foot style: Taper or Inset
 support finish: CW, BU, SV
 grommet color: CW, BU, SV

ORDER EXAMPLE

product #: FD-LC29-2478-9L-F-N
top: M13 Licorice
casing: M13 Licorice
front: M13 Licorice
pull: Wedge
foot style: Taper
support finish: SV Silver
grommet color: SV Silver

Options/Notes

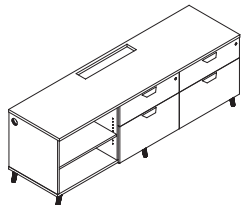
Standard Includes

- Order L for left drawers, or R for right drawer
- Order power by replacing * with:
 - ND for non-powered with no flip up access door
 - N for non-powered with flip up access door
 - E1 for single circuit power
 - E4 for 4-circuit power
- Shelving matches casing selection
- Top & side grommets are included with -N, -E1 and -E4 credenzas.
- Grommet color selection applies to both top and side grommets.
- No top or side grommets included with ND credenzas.
- Includes locks

Order Separately

- Order additional electrical parts for powered credenza separately, see page 154

OPEN SHELF & DOUBLE DRAWERS, with Feet, 24"D

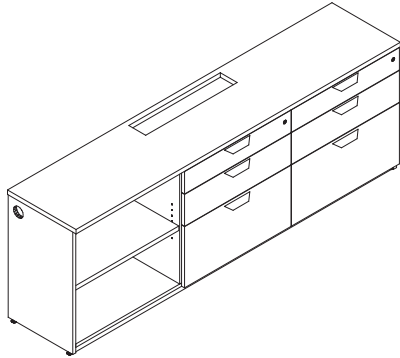


Right drawers shown

PART #	HEIGHT	WIDTH	DEPTH	PRICE			
				ND	N	E1	E4
FD-LC29-2478-9L-F*	29"	78"	24"	\$3,138	\$3,409	\$3,747	\$3,646
FD-LC29-2478-9R-F*	29"	78"	24"	\$3,138	\$3,409	\$3,747	\$3,646
FD-LC29-2484-9L-F*	29"	84"	24"	\$3,163	\$3,434	\$3,772	\$3,671
FD-LC29-2484-9R-F*	29"	84"	24"	\$3,163	\$3,434	\$3,772	\$3,671

Three Section Credenza, Open Shelf & Double Drawers

with Base



DESCRIPTION

Three section credenza, 29" high, open shelf & double drawers with base.

SPECIFICATION OPTIONS

product #: See charts below
top: See page 26
casing: See page 26
front: See page 26
pull: See page 22
grommet color: CW, BU, SV

ORDER EXAMPLE

product #: FD-LC29-2478-9L-B-N
top: M13 Licorice
casing: M13 Licorice
front: M13 Licorice
pull: Wedge
grommet color: SV Silver

Options/Notes

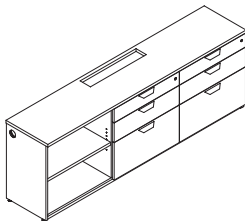
Standard Includes

- Order L for left drawers, or R for right drawer
- Order power by replacing * with:
 - ND for non-powered with no flip up access door
 - N for non-powered with flip up access door
 - E1 for single circuit power
 - E4 for 4-circuit power
- Shelving matches casing selection
- Top & side grommets are included with -N, -E1 and -E4 credenzas.
- Grommet color selection applies to both top and side grommets.
- No top or side grommets included with ND credenzas.
- Includes locks

Order Separately

- Order additional electrical parts for powered credenza separately, see page 154

OPEN SHELF & DOUBLE DRAWERS, with Base, 24"D

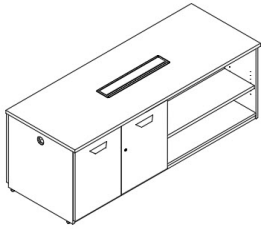


PART #	HEIGHT	WIDTH	DEPTH	PRICE			
				ND	N	E1	E4
FD-LC29-2478-9L-B*	29"	78"	24"	\$3,179	\$3,640	\$3,731	\$3,630
FD-LC29-2478-9R-B*	29"	78"	24"	\$3,179	\$3,640	\$3,731	\$3,630
FD-LC29-2484-9L-B*	29"	84"	24"	\$3,271	\$3,600	\$3,823	\$3,722
FD-LC29-2484-9R-B*	29"	84"	24"	\$3,271	\$3,600	\$3,823	\$3,722

Right drawers shown

Shared Credenza, Doors & Shelves opposite side

26" high with Base



Left doors shown

DESCRIPTION

Shared supporting credenza, 26" high

SPECIFICATION OPTIONS

product #: See charts below
top: See page 26
casing: See page 26
front: See page 26
pull: See page 22
grommet color: CW, BU, SV

ORDER EXAMPLE

product #: FD-LC26-2760-1L-B-ND
top: M13 Licorice
casing: M13 Licorice
front: M13 Licorice
pull: Wedge
grommet color: SV Silver

Options/Notes

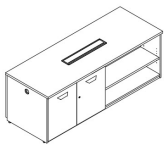
Standard Includes

- Order L for left doors or R for right doors
- Order power by replacing * with:
 - ND for non-powered with no flip up access door
 - N for non-powered with flip up access door
 - E1 for single circuit power
 - E4 for 4-circuit power
- Shelving matches casing selection
- Top & side grommets are included with -N, -E1 and -E4 credenzas.
- Grommet color selection applies to both top and side grommets.
- No top or side grommets included with ND credenzas.
- Includes lock

Order Separately

- Order additional electrical parts for powered credenza separately, see page 154

DOORS & SHELVES, opposite side with Base, 27"D

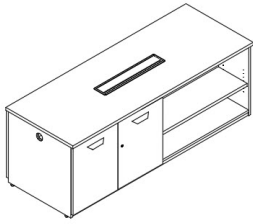


Left doors shown

PART #	HEIGHT	WIDTH	DEPTH	PRICE			
				ND	N	E1	E4
FD-LC26-2760-1L-B*	26"	60"	27"	\$2,534	\$2,800	\$3,080	\$2,979
FD-LC26-2760-1R-B*	26"	60"	27"	\$2,534	\$2,800	\$3,080	\$2,979
FD-LC26-2766-1L-B*	26"	66"	27"	\$2,694	\$2,960	\$3,240	\$3,139
FD-LC26-2766-1R-B*	26"	66"	27"	\$2,694	\$2,960	\$3,240	\$3,139
FD-LC26-2772-1L-B*	26"	72"	27"	\$2,867	\$3,133	\$3,413	\$3,312
FD-LC26-2772-1R-B*	26"	72"	27"	\$2,867	\$3,133	\$3,413	\$3,312

Shared Credenza, Doors & Shelves, same side

26" high with Base



DESCRIPTION

Shared supporting credenza, 26" high

SPECIFICATION OPTIONS

product #: See charts below
top: See page 26
casing: See page 26
front: See page 26
pull: See page 22
grommet color: CW, BU, SV

ORDER EXAMPLE

product #: FD-LC26-2760-2-B-ND
top: M13 Licorice
casing: M13 Licorice
front: M13 Licorice
pull: Wedge
grommet color: SV Silver

Options/Notes

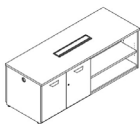
Standard Includes

- Order power by replacing * with:
 - ND for non-powered with no flip up access door
 - N for non-powered with flip up access door
 - E1 for single circuit power
 - E4 for 4-circuit power
- Shelving matches casing selection
- Top & side grommets are included with -N, -E1 and -E4 credenzas.
- Grommet color selection applies to both top and side grommets.
- No top or side grommets included with ND credenzas.
- Includes lock

Order Separately

- Order additional electrical parts for powered credenza separately, see page 154

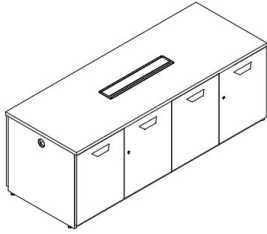
DOORS & SHELVES, same side with Base, 27"D



PART #	HEIGHT	WIDTH	DEPTH	PRICE			
				ND	N	E1	E4
FD-LC26-2760-2-B*	26"	60"	27"	\$2,534	\$2,800	\$3,080	\$2,979
FD-LC26-2766-2-B*	26"	66"	27"	\$2,694	\$2,960	\$3,240	\$3,139
FD-LC26-2772-2-B*	26"	72"	27"	\$2,867	\$3,133	\$3,413	\$3,312

Shared Credenza, Doors & Doors

26" high with Base



DESCRIPTION

Shared supporting credenza, 26" high

SPECIFICATION OPTIONS

product #: See charts below
top: See page 26
casing: See page 26
front: See page 26
pull: See page 22
grommet color: CW, BU, SV

ORDER EXAMPLE

product #: FD-LC26-2760-3-B-N
top: M13 Licorice
casing: M13 Licorice
front: M13 Licorice
pull: Wedge
grommet color: SV Silver

Options/Notes

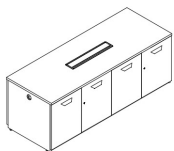
Standard Includes

- Order power by replacing * with:
 - ND for non-powered with no flip up access door
 - N for non-powered with flip up access door
 - E1 for single circuit power
 - E4 for 4-circuit power
- Shelving matches casing selection
- Top & side grommets are included with -N, -E1 and -E4 credenzas.
- Grommet color selection applies to both top and side grommets.
- No top or side grommets included with ND credenzas
- Includes lock

Order Separately

- Order additional electrical parts for powered credenza separately, see page 154

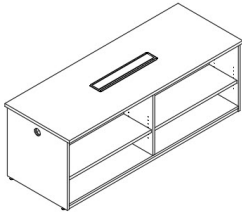
DOORS & DOORS, with Base, 27"D



PART #	HEIGHT	WIDTH	DEPTH	PRICE			
				ND	N	E1	E4
FD-LC26-2760-3-B*	26"	60"	27"	\$3,073	\$3,339	\$3,619	\$3,518
FD-LC26-2766-3-B*	26"	66"	27"	\$3,246	\$3,512	\$3,792	\$3,691
FD-LC26-2772-3-B*	26"	72"	27"	\$3,446	\$3,712	\$3,991	\$3,891

Shared Credenzas, Shelves & Shelves

26" high with Base



DESCRIPTION

Shared supporting credenza, 26" high

SPECIFICATION OPTIONS

product #: See charts below
top: See page 26
casing: See page 26
front: See page 26
pull: See page 22
grommet color: CW, BU, SV

ORDER EXAMPLE

product #: FD-LC26-2670-4-B-N
top: M13 Licorice
casing: M13 Licorice
front: M13 Licorice
pull: Wedge
grommet color: SV Silver

Options/Notes

Standard Includes

- Order power by replacing * with:
 - ND for non-powered with no flip up access door
 - N for non-powered with flip up access door
 - E1 for single circuit power
 - E4 for 4-circuit power
- Shelving matches casing selection
- Top & side grommets are included with -N, -E1 and -E4 credenzas.
- Grommet color selection applies to both top and side grommets.
- No top or side grommets included with ND credenzas.

Order Separately


- Order additional electrical parts for powered credenza separately, see page 154

SHELVES AND SHELVES, with base, 27"D



PART #	HEIGHT	WIDTH	DEPTH	PRICE			
				ND	N	E1	E4
FD-LC26-2760-4-B*	26"	60"	27"	\$1,996	\$2,261	\$2,541	\$2,440
FD-LC26-2766-4-B*	26"	66"	27"	\$2,142	\$2,408	\$2,688	\$2,587
FD-LC26-2772-4-B*	26"	72"	27"	\$2,289	\$2,555	\$2,834	\$2,734

Credenza Cushion



DESCRIPTION

Cushions for different types of credenzas

SPECIFICATION OPTIONS

product #: See charts below

ORDER EXAMPLE

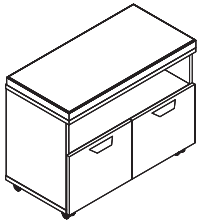
product #: FD-LCMOB- CUSH36

Options/Notes

Standard Includes

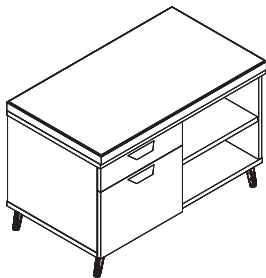
- For use with credenzas as specified

CUSHION FOR MOBILE CREDENZA



PART #	DEPTH	WIDTH	PRICE
FD-LCMOB-CUSH36		36"	\$497

CUSHION FOR FIXED CREDENZA




PART #	DEPTH	WIDTH	PRICE
FD-LC-CUSH1830	18"	30"	\$432
FD-LC-CUSH1836	18"	36"	\$497
FD-LC-CUSH1842	18"	42"	\$510
FD-LC-CUSH1848	18"	48"	\$590
FD-LC-CUSH2430	24"	30"	\$502
FD-LC-CUSH2436	24"	36"	\$567
FD-LC-CUSH2442	24"	42"	\$658
FD-LC-CUSH2448	24"	48"	\$751

Credenza Power Components

Single circuit

DESCRIPTION

Power distribution for single circuit powered credenzas. Plugs into electrical outlet



SPECIFICATION OPTIONS

product #: See charts below

ORDER EXAMPLE


product #: FD-BPI.1CIR

Options/Notes


Standard Includes

- For use with credenzas specified with -E1 at the end of the part #.

SINGLE CIRCUIT INFEED

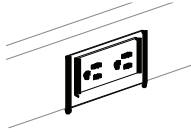
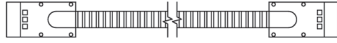
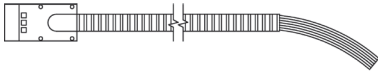
	PART #	LENGTH	PRICE	NOTES
	FD-BPI.1CIR	96"	\$82	<ul style="list-style-type: none"> • Plug-in power infeed for use with single circuit power distribution. • First connection must be plugged into the wall. Additional connections can be daisy chained.

DAISY CHAIN POWER CONNECTOR

	PART #	LENGTH	PRICE	NOTES
	FD-DCI.1CIR	96"	\$82	<ul style="list-style-type: none"> • Distributes power to adjacent credenzas.

Credenza Power Components

4 circuit



DESCRIPTION

Power distribution for 4-circuit powered credenzas

SPECIFICATION OPTIONS

product #: See charts below

ORDER EXAMPLE

product #: FB-BPE

Options/Notes

Standard Includes

- For use with credenzas specified with -E4 at the end of the part #.
- Order (2) duplexes per credenza.

4-CIRCUIT INFEED



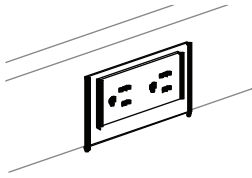
PART #	LENGTH	PRICE	NOTES
FD-BPI.4CIR	72"	\$311	<ul style="list-style-type: none"> • Hardwire power infeed for use with 4 circuit power distribution. • Must be hardwired by an electrician. • 72" whip

DAISY CHAIN POWER CONNECTOR



PART #	LENGTH	PRICE	NOTES
FD-CPJ.36	22"	\$245	<ul style="list-style-type: none"> • Connects to adjacent credenzas. • Last two digits of the part # represent the width of the credenza it should be used with. (Example: FD-CPJ.60 is for use with 60"W credenzas). • 4-circuit power distribution.
FD-CPJ.42	28"	\$250	
FD-CPJ.48	34"	\$257	
FD-CPJ.54	40"	\$278	
FD-CPJ.60	46"	\$309	
FD-CPJ.66	52"	\$336	
FD-CPJ.72	58"	\$361	
FD-CPJ.78	64"	\$389	
FD-CPJ.84	70"	\$420	

DUPLEX



PART #		PRICE	NOTES
FIRECP4.I	circuit A	\$34	<ul style="list-style-type: none"> Used in 4-circuit powered credenza. Order 2 per credenza. Provides access to I, II, III, IIII circuit. Provides dedicated circuit with "IIII" receptacle. Receptacle -CONT are permanently marked CONTROLLED on the face of the receptacle and must be connected to a timer or motion sensor at the infeed location by a licensed electrician in order to comply with California T24
FIRECP4.II	circuit B	\$34	
FIRECP4.III	circuit C	\$34	
FIRECP4.IIII	circuit D, dedicated	\$34	
FIRECP4.II-CONT	Circuit II	\$34	
FIRECP4.III-CONT	Circuit III	\$34	

STORAGE

Supporting Pedestal

26" high with feet



DESCRIPTION

Supporting pedestals with feet

SPECIFICATION OPTIONS

product #: See charts below
top: See page 26
casing: See page 26
front: See page 26
pull: See page 22
foot: taper or inset
support finish: CW, BU, SV

ORDER EXAMPLE

product #: FD-BFS-24-F
top: Espresso
casing: Espresso
front: Espresso
pull: Wedge
foot: Inset
support finish: CW, Cloud White

Options/Notes

Standard Includes

- Supporting Pedestal, 26" high with feet
- Includes pencil tray in top drawer.
- Locking drawers
- Key alike available, see page 225

BOX/FILE with Feet, 26" High



PART #	HEIGHT	WIDTH	DEPTH	PRICE
FD-BFS-24-F	26"	15.5"	24"	\$1,196
FD-BFS-30-F	26"	15.5"	30"	\$1,275
FD-BFS-36-F	26"	15.5"	36"	\$1,368

Supporting Pedestal

26" high with base



DESCRIPTION

Supporting pedestals with base

SPECIFICATION OPTIONS

product #: See charts below
top: See page 26
casing: See page 26
front: See page 26
pull: See page 22

ORDER EXAMPLE

product #: FD-BFS-24-F
top: Espresso
casing: Espresso
front: Espresso
pull: Wedge

Options/Notes

Standard Includes

- Supporting Pedestal, 26" high with base
- Includes pencil tray in top drawer.
- Locking drawers
- Key alike available, see page 225

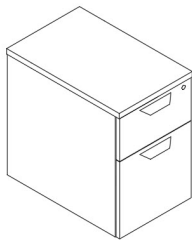
PENCIL/BOX/FILE with Base, 26" High



PART #	HEIGHT	WIDTH	DEPTH	PRICE
FD-PBFS-24-B	26"	15.5"	24"	\$1,219
FD-PBFS-30-B	26"	15.5"	30"	\$1,466
FD-PBFS-36-B	26"	15.5"	36"	\$1,544

Mobile Pedestal

Freestanding



DESCRIPTION

Mobile pedestal on casters

SPECIFICATION OPTIONS

product #: See charts below
top: See page 26
casing: See page 26
front: See page 26
pull: See page 22

ORDER EXAMPLE

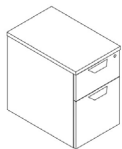
product #: FD-BF-2016-MOB
top: Espresso
casing: Espresso
front: Espresso
pull: Wedge

Options/Notes

Standard Includes

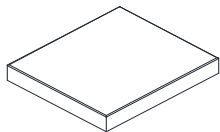
- Mobile pedestal, 24" high
- Maximum weight limit for each drawer is 55lbs
- Includes pencil tray in top drawer.
- Locking drawers
- Key alike available, see page 225

BOX/FILE MOBILE



PART #	HEIGHT	WIDTH	DEPTH	PRICE	NOTES
FD-BF-2016-MOB	24"	15.5"	20"	\$1,111	• Includes casters
FD-BF-2416-MOB	24"	15.5"	24"	\$1,144	• Maximum weight limit for each drawer is 55lbs

PEDESTAL CUSHION



PART #	HEIGHT	WIDTH	DEPTH	PRICE	NOTES
FD-BF-2016.CUSH	1-3/4"	15.5"	20"	\$314	• For use with mobile box file only
FD-BF-2416.CUSH	1-3/4"	15.5"	24"	\$393	• Passage and Terrain fabrics cannot be used on cushions (see page 7).

Lateral File

2 Drawer with Feet



DESCRIPTION

Lateral file with feet and drawers

SPECIFICATION OPTIONS

product #: See charts below
top: See page 26
casing: See page 26
front: See page 26
pull: See page 22
foot style: Taper or Inset
support finish: CW, BU, SV

ORDER EXAMPLE

product #: FD-LF-2-30-F
top: Espresso
casing: Espresso
front: Espresso
pull: Wedge
foot style: Inset
support finish: CW Cloud White

Options/Notes

Standard Includes

- Laminate storage with drawers
- Lateral files include counterweight
- Locking drawers

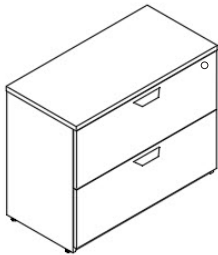
LATERAL FILE with Feet, 2 Drawers



PART #	HEIGHT	WIDTH	DEPTH	PRICE	NOTES
FD-LF-2-30-F	29"	30"	23.75"	\$1,532	• Max Weight is 130 LBS per drawer
FD-LF-2-36-F	29"	36"	23.75"	\$1,725	
FD-LF-2-42-F	29"	42"	23.75"	\$1,866	

Lateral File

2 Drawer with Base



DESCRIPTION

Lateral file with base and drawers

SPECIFICATION OPTIONS

product #: See charts below
top: See page 26
casing: See page 26
front: See page 26
pull: See page 22

ORDER EXAMPLE

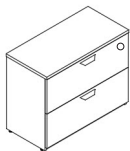
product #: FD-LF-2-30-B
top: Espresso
casing: Espresso
front: Espresso
pull: Wedge

Options/Notes

Standard Includes

- Laminate storage with drawers
- Lateral files include counterweight
- Locking drawers

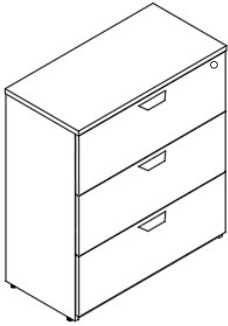
LATERAL FILE with Base, 2 Drawers



PART #	HEIGHT	WIDTH	DEPTH	PRICE	NOTES
FD-LF-2-30-B	29"	30"	23.75"	\$1,535	• Max Weight is 130 LBS per drawer
FD-LF-2-36-B	29"	36"	23.75"	\$1,677	
FD-LF-2-42-B	29"	42"	23.75"	\$1,819	

Lateral File

3 Drawer with Base



DESCRIPTION

Lateral file with base and drawers

SPECIFICATION OPTIONS

product #: See charts below
top: See page 26
casing: See page 26
front: See page 26
pull: See page 22

ORDER EXAMPLE

product #: FD-LF-2-30-B
top: Espresso
casing: Espresso
front: Espresso
pull: Wedge

Options/Notes

Standard Includes

- Laminate with storage drawers
- Lateral files include counterweight
- Locking drawers

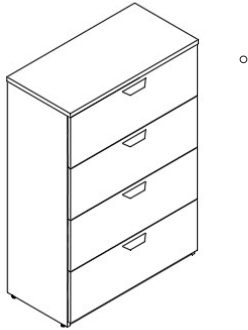
LATERAL FILE with Base, 3 Drawers



PART #	HEIGHT	WIDTH	DEPTH	PRICE	NOTES
FD-LF-3-30-B	41"	30"	23.75"	\$2,077	• Max weight is 130 LBS per drawer
FD-LF-3-36-B	41"	36"	23.75"	\$2,263	
FD-LF-3-42-B	41"	42"	23.75"	\$2,450	

Lateral File

4 Drawer with Base



DESCRIPTION

Lateral file with base and drawers

SPECIFICATION OPTIONS

product #: See charts below
top: See page 26
casing: See page 26
front: See page 26
pull: See page 22

ORDER EXAMPLE

product #: FD-LF-4-30-B
top: Espresso
casing: Espresso
front: Espresso
pull: Wedge

Options/Notes

Standard Includes

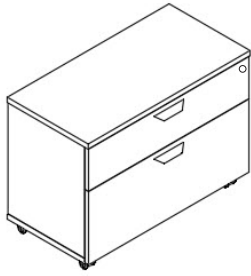
- Laminate storage with drawers
- Lateral files include counterweight
- Locking drawers

LATERAL FILE with Base, 4 Drawers



PART #	HEIGHT	WIDTH	DEPTH	PRICE	NOTES
FD-LF-4-30-B	53"	30"	23.75"	\$2,611	• Max weight is 130 LBS per drawer
FD-LF-4-36-B	53"	36"	23.75"	\$2,841	
FD-LF-4-42-B	53"	42"	23.75"	\$3,072	

Mobile Credenzas



DESCRIPTION

Mobile credenzas

SPECIFICATION OPTIONS

product #: See charts below
top: See page 26
casing: See page 26
front: See page 26
pull: See page 22

ORDER EXAMPLE

product #: FD-LC-36-1-MOB
top: Espresso
casing: Espresso
front: Espresso
pull: Wedge

Options/Notes

Standard Includes

- Laminate mobile storage credenzas
- Locking drawers

BOX/FILE DRAWERS



PART #	HEIGHT	WIDTH	DEPTH	PRICE	NOTES
FD-LC-36-1-MOB	26"	36"	18"	\$1,484	<ul style="list-style-type: none"> • Max weight is 120 LBS per drawer • Locking drawers

FILE DRAWER/OPEN SHELF



PART #	HEIGHT	WIDTH	DEPTH	PRICE	NOTES
FD-LC-36-2-MOB	26"	36"	18"	\$1,344	<ul style="list-style-type: none"> • Max weight is 120 LBS per drawer

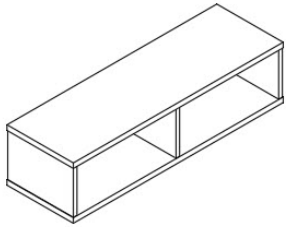
SWING DOORS/OPEN SHELF



PART #	HEIGHT	WIDTH	DEPTH	PRICE
FD-LC-36-3-MOB	26"	36"	18"	\$1,595

Hutch Overhead, Open Shelf

Single-sided



DESCRIPTION

Hutch overhead with open shelf, single-sided, full backpanel

SPECIFICATION OPTIONS

product #: See charts below
top: See page 26
casing: See page 26

ORDER EXAMPLE

product #: FD-OS-3612-C
top: Espresso
casing: Espresso

Options/Notes

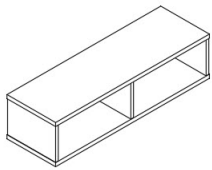
Standard Includes

- To align with 53" high towers, see guide on page 43

Order Separately

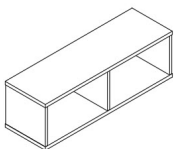
- Hutch supports, see page 171

OPEN SHELF, SINGLE-SIDED, 12" HIGH



PART #	HEIGHT	WIDTH	DEPTH	PRICE
FD-OS-1236-C	12"	36"	13.75"	\$483
FD-OS-1242-C	12"	42"	13.75"	\$531
FD-OS-1248-C	12"	48"	13.75"	\$578
FD-OS-1254-C	12"	54"	13.75"	\$625
FD-OS-1260-C	12"	60"	13.75"	\$673
FD-OS-1266-C	12"	66"	13.75"	\$720
FD-OS-1272-C	12"	72"	13.75"	\$768

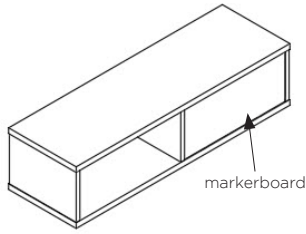
OPEN SHELF, SINGLE-SIDED, 15" HIGH



PART #	HEIGHT	WIDTH	DEPTH	PRICE
FD-OS-1536-C	15"	36"	13.75"	\$519
FD-OS-1542-C	15"	42"	13.75"	\$569
FD-OS-1548-C	15"	48"	13.75"	\$619
FD-OS-1554-C	15"	54"	13.75"	\$668
FD-OS-1560-C	15"	60"	13.75"	\$718
FD-OS-1566-C	15"	66"	13.75"	\$768
FD-OS-1572-C	15"	72"	13.75"	\$817

Hutch Overhead, Open Shelf

Shared



DESCRIPTION

Hutch overhead with open shelf, markerboard, shared

SPECIFICATION OPTIONS

product #: See charts below
top: See page 26
casing: See page 26

ORDER EXAMPLE

product #: FD-OS-4812-D
top: Espresso
casing: Espresso

Options/Notes

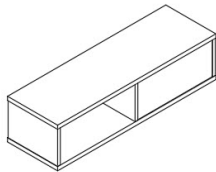
Standard Includes

- To align with 53" high towers, see guide on page 43

Order Separately

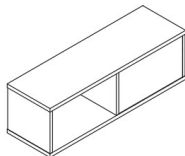
- Hutch supports, see page 171

OPEN SHELF, SHARED, 12" HIGH



PART #	HEIGHT	WIDTH	DEPTH	PRICE
FD-OS-1236-D	12"	36"	13.75"	\$611
FD-OS-1242-D	12"	42"	13.75"	\$679
FD-OS-1248-D	12"	48"	13.75"	\$747
FD-OS-1254-D	12"	54"	13.75"	\$814
FD-OS-1260-D	12"	60"	13.75"	\$882
FD-OS-1266-D	12"	66"	13.75"	\$950
FD-OS-1272-D	12"	72"	13.75"	\$1,017

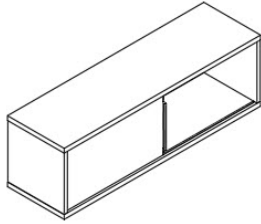
OPEN SHELF, SHARED, 15" HIGH



PART #	HEIGHT	WIDTH	DEPTH	PRICE
FD-OS-1536-D	15"	36"	13.75"	\$678
FD-OS-1542-D	15"	42"	13.75"	\$753
FD-OS-1548-D	15"	48"	13.75"	\$828
FD-OS-1554-D	15"	54"	13.75"	\$903
FD-OS-1560-D	15"	60"	13.75"	\$978
FD-OS-1566-D	15"	66"	13.75"	\$1,053
FD-OS-1572-D	15"	72"	13.75"	\$1,128

Hutch Overhead, Sliding Door

Single-sided



right shown

DESCRIPTION

Hutch overhead with sliding door, single-sided

SPECIFICATION OPTIONS

product #: See charts below
top: See page 26
casing: See page 26
front: See page 26
pulls: See page 22

ORDER EXAMPLE

product #: FD-OS-4812-E
top: Espresso
casing: Espresso
front: Espresso
pull: Wedge

Options/Notes

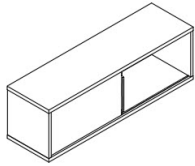
Standard Includes

- To align with 53" high towers, see guide on page 43

Order Separately

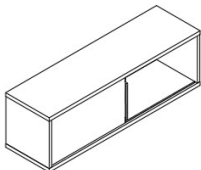
- Hutch supports, see page 171

SLIDING DOOR, SINGLE-SIDED, 12" HIGH



PART #	HEIGHT	WIDTH	DEPTH	PRICE	NOTES
FD-OS-1248L-E	12"	48"	13.75"	\$676	• Specify L for left or R for right indicating door pull location.
FD-OS-1248R-E	12"	48"	13.75"	\$676	
FD-OS-1254L-E	12"	54"	13.75"	\$729	
FD-OS-1254R-E	12"	54"	13.75"	\$729	
FD-OS-1260L-E	12"	60"	13.75"	\$781	
FD-OS-1260R-E	12"	60"	13.75"	\$781	
FD-OS-1266L-E	12"	66"	13.75"	\$834	
FD-OS-1266R-E	12"	66"	13.75"	\$834	
FD-OS-1272L-E	12"	72"	13.75"	\$887	
FD-OS-1272R-E	12"	72"	13.75"	\$887	

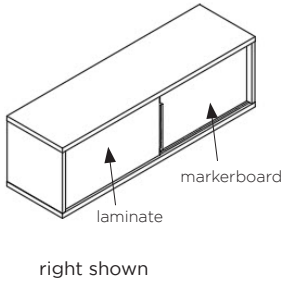
SLIDING DOOR, SINGLE-SIDED, 15" HIGH



PART #	HEIGHT	WIDTH	DEPTH	PRICE	NOTES
FD-OS-1548L-E	15"	48"	13.75"	\$716	• Specify L for left or R for right indicating door pull location.
FD-OS-1548R-E	15"	48"	13.75"	\$716	
FD-OS-1554L-E	15"	54"	13.75"	\$771	
FD-OS-1554R-E	15"	54"	13.75"	\$771	
FD-OS-1560L-E	15"	60"	13.75"	\$827	
FD-OS-1560R-E	15"	60"	13.75"	\$827	
FD-OS-1566L-E	15"	66"	13.75"	\$882	
FD-OS-1566R-E	15"	66"	13.75"	\$882	
FD-OS-1572L-E	15"	72"	13.75"	\$937	
FD-OS-1572R-E	15"	72"	13.75"	\$937	

Hutch Overhead, Sliding Door

Shared



DESCRIPTION

Hutch overhead with sliding laminate door and markerboard, shared

SPECIFICATION OPTIONS

product #: See charts below
top: See page 26
casing: See page 26
front: See page 26
pulls: See page 22

ORDER EXAMPLE

product #: FD-OS-4812-F
top: Espresso
casing: Espresso
front: Espresso
pull: Wedge

Options/Notes

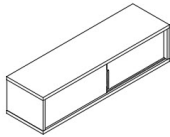
Standard Includes

- To align with 53" high towers, see guide on page 43

Order Separately

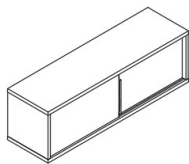
- Hutch supports, see page 171

SLIDING DOOR, SHARED, 12" HIGH



PART #	HEIGHT	WIDTH	DEPTH	PRICE	NOTES
FD-OS-1248L-F	12"	48"	13.75	\$1,072	• Specify L for left or R for right indicating door pull location.
FD-OS-1248R-F	12"	48"	13.75	\$1,072	
FD-OS-1254L-F	12"	54"	13.75	\$1,164	
FD-OS-1254R-F	12"	54"	13.75	\$1,164	
FD-OS-1260L-F	12"	60"	13.75	\$1,257	
FD-OS-1260R-F	12"	60"	13.75	\$1,257	
FD-OS-1266L-F	12"	66"	13.75	\$1,349	
FD-OS-1266R-F	12"	66"	13.75	\$1,349	
FD-OS-1272L-F	12"	72"	13.75	\$1,442	
FD-OS-1272R-F	12"	72"	13.75	\$1,442	

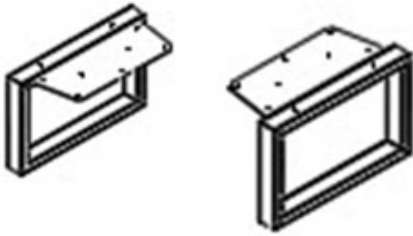
SLIDING DOOR, SHARED, 15" HIGH



PART #	HEIGHT	WIDTH	DEPTH	PRICE	NOTES
FD-OS-1548L-F	15"	48"	13.75	\$1,153	• Specify L for left or R for right indicating door pull location.
FD-OS-1548R-F	15"	48"	13.75	\$1,153	
FD-OS-1554L-F	15"	54"	13.75	\$1,253	
FD-OS-1554R-F	15"	54"	13.75	\$1,253	
FD-OS-1560L-F	15"	60"	13.75	\$1,353	
FD-OS-1560R-F	15"	60"	13.75	\$1,353	
FD-OS-1566L-F	15"	66"	13.75	\$1,452	
FD-OS-1566R-F	15"	66"	13.75	\$1,452	
FD-OS-1572L-F	15"	72"	13.75	\$1,552	
FD-OS-1572R-F	15"	72"	13.75	\$1,552	

Hutch Overhead

Hutch Support



DESCRIPTION

Hutch support for worksurface or credenza mount.

SPECIFICATION OPTIONS

product #: See charts below
support finish: CW, BU, SV

ORDER EXAMPLE

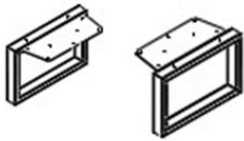
product #: FCHS.1412
support finish: SV Silver

Options/Notes

Standard Includes

- Supports for overhead Hutches
- Can be mounted to a credenza or worksurface
- To align with 53" high towers, see guide on page 43

HUTCH SUPPORT



PART #	HEIGHT	DEPTH	PRICE	NOTES
FCHS.1409	9"	13.75	\$148	• Sold in pairs
FCHS.1412	12"	13.75	\$157	
FCHS.1415	15"	13.75	\$167	

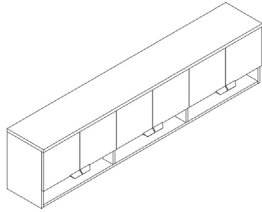
SHARED HUTCH SUPPORT



PART #	HEIGHT	PRICE	NOTES
FD-DA-DT300	12"	\$170	Used to mount shared hutches on top of a credenza. Sold in pairs.

Wall Mounted Overhead

Laminate



DESCRIPTION

Wall mounted overhead with laminate swing doors, open shelves and paper shelves

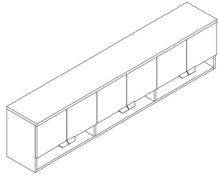
SPECIFICATION OPTIONS

product #: See charts below
top: See page 26
casing: See page 26
front: See page 26

ORDER EXAMPLE

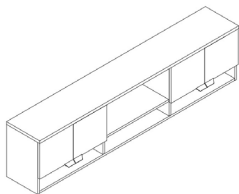
product #: FD-OS-1636-M
top: Espresso
casing: Espresso
front: Espresso

LAMINATE SWING DOORS & PAPER SHELF, 20" HIGH



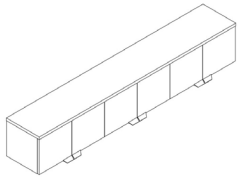
PART #	HEIGHT	WIDTH	DEPTH	PRICE	NOTES
FD-OS-2036-H	20"	36"	15"	\$1,064	• Laminate swing doors & paper shelf
FD-OS-2042-H	20"	42"	15"	\$1,151	
FD-OS-2048-H	20"	48"	15"	\$1,226	
FD-OS-2054-H	20"	54"	15"	\$1,313	
FD-OS-2060-H	20"	60"	15"	\$1,388	
FD-OS-2066-H	20"	66"	15"	\$1,697	
FD-OS-2072-H	20"	72"	15"	\$1,779	
FD-OS-2078-H	20"	78"	15"	\$1,859	
FD-OS-2084-H	20"	84"	15"	\$1,940	

LAMINATE SWING DOORS, OPEN SHELF & PAPER SHELF, 20" HIGH



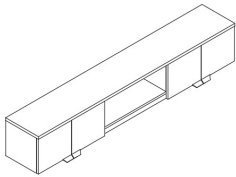
PART #	HEIGHT	WIDTH	DEPTH	PRICE	NOTES
FD-OS-2060-J	20"	60"	15"	\$1,465	• Laminate swing doors, open shelf, & paper shelf
FD-OS-2066-J	20"	66"	15"	\$1,486	
FD-OS-2072-J	20"	72"	15"	\$1,562	
FD-OS-2078-J	20"	78"	15"	\$1,638	
FD-OS-2084-J	20"	84"	15"	\$1,713	

LAMINATE SWING DOORS, 16" HIGH



PART #	HEIGHT	WIDTH	DEPTH	PRICE	NOTES
FD-OS-1636-M	16"	36"	15"	\$1,018	• Laminate swing doors
FD-OS-1642-M	16	42"	15"	\$1,093	
FD-OS-1648-M	16	48"	15"	\$1,158	
FD-OS-1654-M	16	54"	15"	\$1,234	
FD-OS-1660-M	16"	60"	15"	\$1,335	
FD-OS-1666-M	16	66"	15"	\$1,608	
FD-OS-1672-M	16	72"	15"	\$1,679	
FD-OS-1678-M	16	78"	15"	\$1,749	
FD-OS-1684-M	16"	84"	15"	\$1,819	

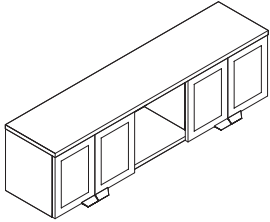
LAMINATE SWING DOORS & OPEN SHELF, 16" HIGH



PART #	HEIGHT	WIDTH	DEPTH	PRICE	NOTES
FD-OS-1660-N	16"	60"	15"	\$1,288	• Laminate swing doors & open shelf
FD-OS-1666-N	16	66"	15"	\$1,341	
FD-OS-1672-N	16	72"	15"	\$1,406	
FD-OS-1678-N	16	78"	15"	\$1,470	
FD-OS-1684-N	16"	84"	15"	\$1,535	

Wall Mounted Overhead

Aluminium/Glass



DESCRIPTION

Wall mount overhead with aluminum/glass swing doors, open shelves and paper shelves

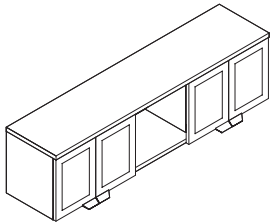
SPECIFICATION OPTIONS

product #: See charts below
top: See page 26
casing: See page 26

ORDER EXAMPLE

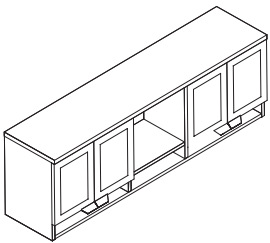
product #: FD-OS-1660-P
top: Espresso
casing: Espresso

ALUMINIUM/GLASS SWING DOORS & OPEN SHELF, 16" HIGH



PART #	HEIGHT	WIDTH	DEPTH	PRICE	NOTES
FD-OS-1660-P	16"	60"	15"	\$2,451	• Aluminum/Glass swing doors & open shelf
FD-OS-1666-P	16	66"	15"	\$2,593	
FD-OS-1672-P	16	72"	15"	\$2,646	
FD-OS-1678-P	16	78"	15"	\$2,697	
FD-OS-1684-P	16"	84"	15"	\$2,750	

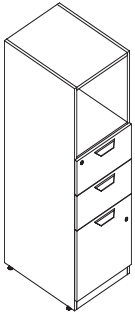
ALUMINIUM/GLASS SWING DOORS & OPEN SHELF, PAPER SHELF BELOW 20" HIGH



PART #	HEIGHT	WIDTH	DEPTH	PRICE	NOTES
FD-OS-2060-Q	20"	60"	15"	\$2,576	• Aluminum/Glass swing doors, open shelf & paper shelf
FD-OS-2066-Q	20"	66"	15"	\$2,629	
FD-OS-2072-Q	20"	72"	15"	\$2,682	
FD-OS-2078-Q	20"	78"	15"	\$2,734	
FD-OS-2084-Q	20"	84"	15"	\$2,786	

Towers

With Base



Shown above are two style options.
More styles are available below.

DESCRIPTION

Storage with vertical style combinations of drawers, shelves, and doors

SPECIFICATION OPTIONS

product #: See charts below
top: See page 26
casing: See page 26
front: See page 26
pull: See page 22

ORDER EXAMPLE

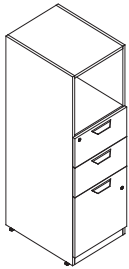
product #: FD-ST-1853-B
top: Espresso
casing: Espresso
front: Espresso
pull: Wedge

Options/Notes

Standard Includes

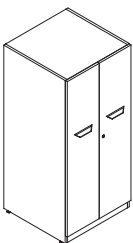
- See style specific notes below for specification options.
- Includes lock.
- Specify pull when ordering
- Designer pull has color options: specify color when ordering.
- Includes lock

18" WIDE

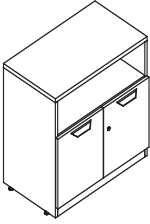


PART #	HEIGHT	WIDTH	DEPTH	PRICE	NOTES
FD-ST-1853-B	53"	18"	24"	\$1,232	<ul style="list-style-type: none"> • Includes lock • Specify pull when ordering

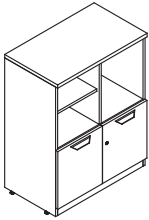
24" WIDE



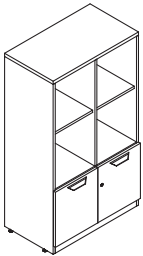
PART #	HEIGHT	WIDTH	DEPTH	PRICE	NOTES
FD-ST-2453-B	53"	24"	24"	\$1,475	<ul style="list-style-type: none"> • There is one adjustable shelf and one coat rod. There is no divider inside. • Includes lock • Specify pull when ordering

30" WIDE, 29" HIGH

PART #	HEIGHT	WIDTH	DEPTH	PRICE	NOTES
FD-ST-3029-B	29"	30"	18"	\$861	<ul style="list-style-type: none"> • Does not provide support for tabletop. • Includes lock • Specify pull when ordering

30" WIDE, 39" HIGH

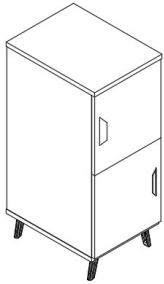
PART #	HEIGHT	WIDTH	DEPTH	PRICE	NOTES
FD-ST-3039-B	39"	30"	18"	\$961	<ul style="list-style-type: none"> • Includes lock • Specify pull when ordering

30" WIDE, 53" HIGH

PART #	HEIGHT	WIDTH	DEPTH	PRICE	NOTES
FD-ST-3053-B	53"	30"	18"	\$1,072	<ul style="list-style-type: none"> • Includes lock • Specify pull when ordering

Shared Storage Tower

With feet



DESCRIPTION

Shared storage tower with feet

SPECIFICATION OPTIONS

product #: See charts below
top: See page 26
casing: See page 26
front: See page 26
pull: See page 22
foot style: Taper or Inset
support finish: CW, BU, SV

ORDER EXAMPLE

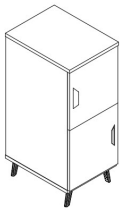
product #: FD-SST-1845-F
top: Espresso
casing: Espresso
front: Espresso
pull: Wedge
foot style: Taper
support finish: CW Cloud White

Options/Notes

Standard Includes

- Closed door and fixed shelf
- Shelving matches casing selection

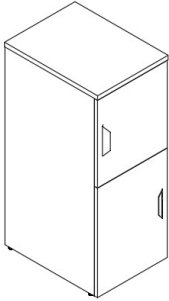
CLOSED DOOR, FIXED SHELF WITH FEET, 24" DEEP



PART #	HEIGHT	WIDTH	DEPTH	PRICE
FD-SST-1845-F	45"	18"	24"	\$1,443
FD-SST-1853-F	53"	18"	24"	\$1,521
FD-SST-1869-F	69"	18"	24"	\$1,730

Shared Storage Tower

With base



DESCRIPTION

Shared storage tower with base

SPECIFICATION OPTIONS

product #: See charts below
top: See page 26
casing: See page 26
front: See page 26
pull: See page 22

ORDER EXAMPLE

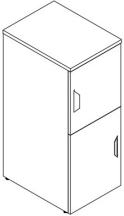
product #: FD-SST-1845-B
top: Espresso
casing: Espresso
front: Espresso
pull: Wedge

Options/Notes

Standard Includes

- Closed door and fixed shelf
- Shelving matches casing selection

CLOSED DOOR, FIXED SHELF WITH BASE, 24" DEEP

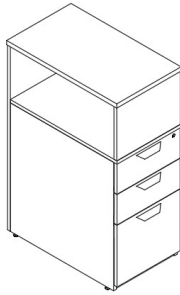


PART #	HEIGHT	WIDTH	DEPTH	PRICE	NOTES
FD-SST-1845-B	45"	18"	24"	\$1438	• Closed door, fixed shelf & base
FD-SST-1853-B	53"	18"	24"	\$1,534	
FD-SST-1869-B	69"	18"	24"	\$1,726	

DASH / STORAGE

Pedestal Tower

With base



Right Shown

DESCRIPTION

Pedestal tower with box/box/file and open side shelf with base

SPECIFICATION OPTIONS

product #: See charts below
top: See page 26
casing: See page 26
front: See page 26
pull: See page 22

ORDER EXAMPLE

product #: FD-NST-1845-F-L
top: Espresso
casing: Espresso
front: Espresso
pull: Slant

Options/Notes

Standard Includes

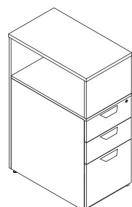
- Box/box/file and open side shelf
- Includes lock

PEDESTAL TOWER, 24" DEEP



PART #	HEIGHT	WIDTH	DEPTH	PRICE
FD-PTW24-1845-B-L	45"	18"	24"	\$1,632
FD-PTW24-1845-B-R	45"	18"	24"	\$1,632
FD-PTW24-1853-B-L	53"	18"	24"	\$1,712
FD-PTW24-1853-B-R	53"	18"	24"	\$1,712

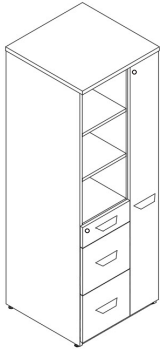
PEDESTAL TOWER, 30" DEEP



PART #	HEIGHT	WIDTH	DEPTH	PRICE
FD-PTW30-1845-B-L	45"	18"	30"	\$1,769
FD-PTW30-1845-B-R	45"	18"	30"	\$1,769
FD-PTW30-1853-B-L	53"	18"	30"	\$1,861
FD-PTW30-1853-B-R	53"	18"	30"	\$1,861

Wardrobe Tower

With base



Right Shown

DESCRIPTION

Wardrobe tower with base

SPECIFICATION OPTIONS

product #: See charts below
top: See page 26
casing: See page 26
front: See page 26
pull: See page 22

ORDER EXAMPLE

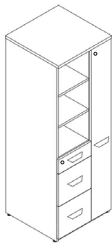
product #: FD-STW-2469-B-L
top: Espresso
casing: Espresso
front: Espresso
pull: Slant

Options/Notes

Standard Includes

- Storage tower with wardrobe, box/file/file and open front shelves
- Specify L for left wardrobe, R for right wardrobe
- Includes locks

Wardrobe Tower

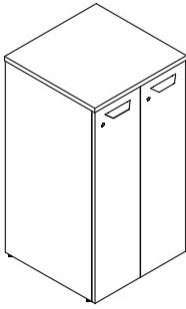


PART #	HEIGHT	WIDTH	DEPTH	PRICE
FD-STW-2445-B-L	45"	24"	24"	\$2,200
FD-STW-2445-B-R	45"	24"	24"	\$2,200
FD-STW-2453-B-L	53"	24"	24"	\$2,305
FD-STW-2453-B-R	53"	24"	24"	\$2,305
FD-STW-2469-B-L	69"	24"	24"	\$2528
FD-STW-2469-B-R	69"	24"	24"	\$2528

DASH / STORAGE

Lockers

With Base



DESCRIPTION

Base, locking door, wardrobe bar and fixed shelf.

SPECIFICATION OPTIONS

product #: See charts below
top: See page 26
casing: See page 26
front: See page 26
pull: See page 22

ORDER EXAMPLE

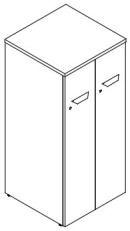
product #: FD-SL-2-45-B
top: Espresso
casing: Espresso
front: Espresso
pull: Wedge

Options/Notes

Standard Includes

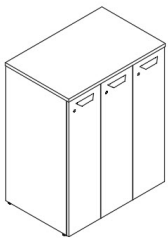
- Fixed matches casing selection
- Coat Rod Included in each section
- Each door has individual lock

LOCKER, 2 SECTION



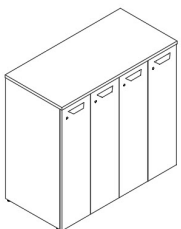
PART #	HEIGHT	WIDTH	DEPTH	PRICE
FD-SL-2-45-B	45"	24"	24"	\$1,530
FD-SL-2-53-B	53"	24"	24"	\$1,666
FD-SL-2-69-B	69"	24"	24"	\$1,972

LOCKER, 3 SECTION



PART #	HEIGHT	WIDTH	DEPTH	PRICE
FD-SL-3-45-B	45"	36"	24"	\$2,175
FD-SL-3-53-B	53"	36"	24"	\$2,367
FD-SL-3-69-B	69"	36"	24"	\$2,798

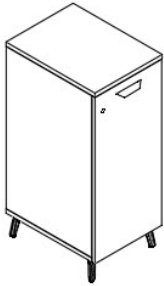
LOCKER, 4 SECTION



PART #	HEIGHT	WIDTH	DEPTH	PRICE
FD-SL-4-45-B	45"	48"	24"	\$2,820
FD-SL-4-53-B	53"	48"	24"	\$3,067
FD-SL-4-69-B	69"	48"	24"	\$3,624

Wardrobe

With feet



Right Shown

DESCRIPTION

Wardrobe cabinets with feet, closed door and fixed shelves

SPECIFICATION OPTIONS

product #: See charts below
top: See page 26
casing: See page 26
front: See page 26
pull: See page 22
foot style: Taper or Inset
support finish: CW, BU, SV

ORDER EXAMPLE

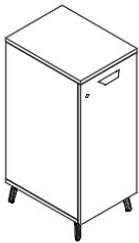
product #: FD-W-1845-F-L
top: Espresso
casing: Espresso
front: Espresso
pull: Wedge
foot style: Inset
support finish: SV Silver

Options/Notes

Standard Includes

- L for left door, or R for right door
- Shelving matches casing selection
- Coat rod included
- Fixed shelf included
- Includes lock

WARDROBE

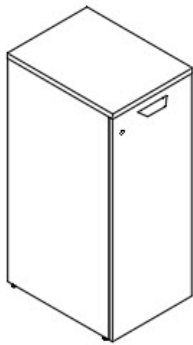


PART #	HEIGHT	WIDTH	DEPTH	PRICE
FD-W-1245-F-L	45"	12"	24"	\$921
FD-W-1245-F-R	45"	12"	24"	\$921
FD-W-1253-F-L	53"	12"	24"	\$1,011
FD-W-1253-F-R	53"	12"	24"	\$1,011
FD-W-1269-F-L	69"	12"	24"	\$1,207
FD-W-1269-F-R	69"	12"	24"	\$1,207
FD-W-1845-F-L	45"	18"	24"	\$1,113
FD-W-1845-F-R	45"	18"	24"	\$1,113
FD-W-1853-F-L	53"	18"	24"	\$1,205
FD-W-1853-F-R	53"	18"	24"	\$1,205
FD-W-1869-F-L	69"	18"	24"	\$1,414
FD-W-1869-F-R	69"	18"	24"	\$1,414

DASH / STORAGE

Wardrobe

With base



Right Shown

DESCRIPTION

Wardrobe cabinets with base, closed door and fixed shelves

SPECIFICATION OPTIONS

product #: See charts below
top: See page 26
casing: See page 26
front: See page 26
pull: See page 22

ORDER EXAMPLE

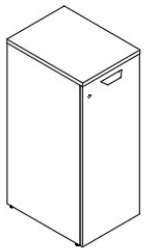
product #: FD-W-1845-B-L
top: Espresso
casing: Espresso
front: Espresso
pull: Wedge

Options/Notes

Standard Includes

- L for left door, or R for right door
- Shelving matches casing selection
- Coat rod included
- Fixed shelf included
- Includes lock

WARDROBE



PART #	HEIGHT	WIDTH	DEPTH	PRICE
FD-W-1245-B-L	45"	12"	24"	\$894
FD-W-1245-B-R	45"	12"	24"	\$894
FD-W-1253-B-L	53"	12"	24"	\$975
FD-W-1253-B-R	53"	12"	24"	\$975
FD-W-1269-B-L	69"	12"	24"	\$1,155
FD-W-1269-B-R	69"	12"	24"	\$1,155
FD-W-1845-B-L	45"	18"	24"	\$1,091
FD-W-1845-B-R	45"	18"	24"	\$1,091
FD-W-1853-B-L	53"	18"	24"	\$1,184
FD-W-1853-B-R	53"	18"	24"	\$1,184
FD-W-1869-B-L	69"	18"	24"	\$1,369
FD-W-1869-B-R	69"	18"	24"	\$1,369

DASH / STORAGE

Combo Wardrobe/Bookcase with Doors

With Feet



Right Shown

DESCRIPTION

Combo wardrobe/bookcase with doors, fixed shelves and feet

SPECIFICATION OPTIONS

product #: See charts below
top: See page 26
casing: See page 26
front: See page 26
pull: See page 22
foot style: Taper or Inset
support finish: CW, BU, SV

ORDER EXAMPLE

product #: FD-CWD-3645-F-L
top: Espresso
casing: Espresso
front: Espresso
pull: Wedge
foot style: Inset
support finish: SV Silver

Options/Notes

Standard Includes

- L for left wardrobe, or R for right wardrobe
- Shelving matches casing selection
- Coat rod on one side
- Shelf on opposite side

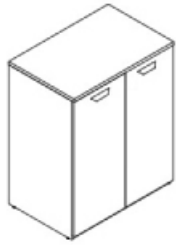
COMBO WARDROBE/BOOKCASE, 36" WIDE



PART #	HEIGHT	WIDTH	DEPTH	PRICE
FD-CWD-3645-F-L	45"	36"	24"	\$2,271
FD-CWD-3645-F-R	45"	36"	24"	\$2,271
FD-CWD-3653-F-L	53"	36"	24"	\$2,275
FD-CWD-3653-F-R	53"	36"	24"	\$2,275
FD-CWD-3669-F-L	69"	36"	24"	\$2,867
FD-CWD-3669-F-R	69"	36"	24"	\$2,867

Combo Wardrobe/Bookcase with doors

With Base



Right Shown

DESCRIPTION

Combo wardrobe/bookcase with doors, fixed shelves and base

SPECIFICATION OPTIONS

product #: See charts below
top: See page 26
casing: See page 26
front: See page 26
pull: See page 22

ORDER EXAMPLE

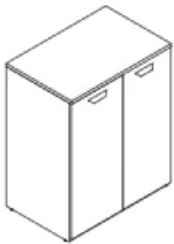
product #: FD-CWD-3645-B-L
top: Espresso
casing: Espresso
front: Espresso
pull: Wedge

Options/Notes

Standard Includes

- L for left wardrobe, or R for right wardrobe
- Shelving matches casing selection
- Coat rod on one side
- Shelves on opposite side

COMBO WARDROBE/BOOKCASE, 36" WIDE



PART #	HEIGHT	WIDTH	DEPTH	PRICE
FD-CWD-3645-B-L	45"	36"	24"	\$2,051
FD-CWD-3645-B-R	45"	36"	24"	\$2,051
FD-CWD-3653-B-L	53"	36"	24"	\$2,241
FD-CWD-3653-B-R	53"	36"	24"	\$2,241
FD-CWD-3669-B-L	69"	36"	24"	\$2,861
FD-CWD-3669-B-R	69"	36"	24"	\$2,861

Combo Wardrobe/Bookcase with open shelves

With Feet



right wardrobe shown

DESCRIPTION

Combo wardrobe/bookcase with open shelves, closed door and feet

SPECIFICATION OPTIONS

product #: See charts below
top: See page 26
casing: See page 26
front: See page 26
pull: See page 22
foot style: Taper or Inset
support finish: CW, BU, SV

ORDER EXAMPLE

product #: FD-CWO-3645-F-L
top: Espresso
casing: Espresso
front: Espresso
pull: Wedge
foot style: Inset
support finish: SV Silver

Options/Notes

Standard Includes

- L for left wardrobe, or R for right wardrobe
- Shelving matches casing selection
- Coat rod included
- Includes lock

COMBO WARDROBE/BOOKCASE, OPEN, 36" WIDE



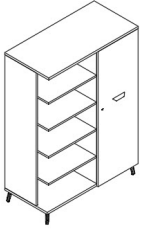
PART #	HEIGHT	WIDTH	DEPTH	PRICE
FD-CWO-3645-F-L	45"	36"	24"	\$1,740
FD-CWO-3645-F-R	45"	36"	24"	\$1,740
FD-CWO-3653-F-L	53"	36"	24"	\$1,885
FD-CWO-3653-F-R	53"	36"	24"	\$1,885
FD-CWO-3669-F-L	69"	36"	24"	\$2,443
FD-CWO-3669-F-R	69"	36"	24"	\$2,443

COMBO WARDROBE/BOOKCASE, OPEN, 42" WIDE



PART #	HEIGHT	WIDTH	DEPTH	PRICE
FD-CWO-4245-F-L	45"	42"	24"	\$1,827
FD-CWO-4245-F-R	45"	42"	24"	\$1,827
FD-CWO-4253-F-L	53"	42"	24"	\$1,978
FD-CWO-4253-F-R	53"	42"	24"	\$1,978
FD-CWO-4269-F-L	69"	42"	24"	\$2,548
FD-CWO-4269-F-R	69"	42"	24"	\$2,548

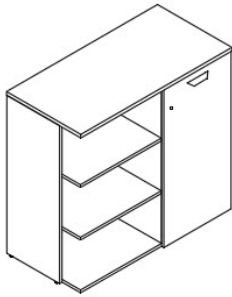
COMBO WARDROBE/BOOKCASE, 48" WIDE



PART #	HEIGHT	WIDTH	DEPTH	PRICE
FD-CWO-4845-F-L	45"	48"	24"	\$1,913
FD-CWO-4845-F-R	45"	48"	24"	\$1,913
FD-CWO-4853-F-L	53"	48"	24"	\$2,071
FD-CWO-4853-F-R	53"	48"	24"	\$2,071
FD-CWO-4869-F-L	69"	48"	24"	\$2,653
FD-CWO-4869-F-R	69"	48"	24"	\$2,653

Combo Wardrobe/Bookcase with open shelves

With Base



right wardrobe shown

DESCRIPTION

Combo wardrobe/bookcase with open shelves, closed door and base

SPECIFICATION OPTIONS

product #: See charts below
top: See page 26
casing: See page 26
front: See page 26
pull: See page 22

ORDER EXAMPLE

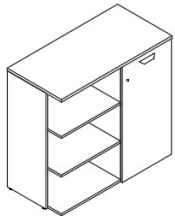
product #: FD-CWO-3645-B-L
top: Espresso
casing: Espresso
front: Espresso
pull: Wedge

Options/Notes

Standard Includes

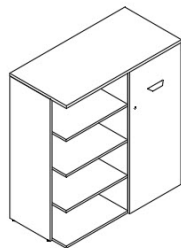
- L for left wardrobe, or R for right wardrobe
- Shelving matches casing selection
- Coat rod included
- Includes lock

COMBO WARDROBE/BOOKCASE, OPEN, 36" WIDE



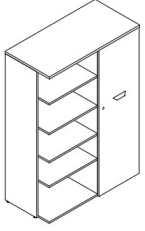
PART #	HEIGHT	WIDTH	DEPTH	PRICE
FD-CWO-3645-B-L	45"	36"	24"	\$1,772
FD-CWO-3645-B-R	45"	36"	24"	\$1,772
FD-CWO-3653-B-L	53"	36"	24"	\$1,918
FD-CWO-3653-B-R	53"	36"	24"	\$1,918
FD-CWO-3669-B-L	69"	36"	24"	\$2,475
FD-CWO-3669-B-R	69"	36"	24"	\$2,475

COMBO WARDROBE/BOOKCASE, OPEN, 42" WIDE



PART #	HEIGHT	WIDTH	DEPTH	PRICE
FD-CWO-4245-B-L	45"	42"	24"	\$1,869
FD-CWO-4245-B-R	45"	42"	24"	\$1,869
FD-CWO-4253-B-L	53"	42"	24"	\$2,021
FD-CWO-4253-B-R	53"	42"	24"	\$2,021
FD-CWO-4269-B-L	69"	42"	24"	\$2,591
FD-CWO-4269-B-R	69"	42"	24"	\$2,591

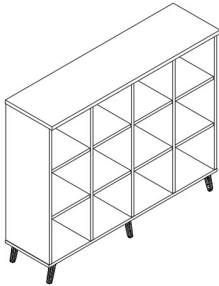
COMBO WARDROBE/BOOKCASE, OPEN, 48" WIDE



PART #	HEIGHT	WIDTH	DEPTH	PRICE
FD-CWO-4845-B-L	45"	48"	24"	\$1,967
FD-CWO-4845-B-R	45"	48"	24"	\$1,967
FD-CWO-4853-B-L	53"	48"	24"	\$2,124
FD-CWO-4853-B-R	53"	48"	24"	\$2,124
FD-CWO-4869-B-L	69"	48"	24"	\$2,707
FD-CWO-4869-B-R	69"	48"	24"	\$2,707

Open Bookcase with Cube Shelves

With Feet



DESCRIPTION

Open bookcase with feet, center dividers

SPECIFICATION OPTIONS

product #: See charts below
top: See page 26
casing: See page 26
foot style: Taper or Inset
support finish: CW, BU, SV

ORDER EXAMPLE

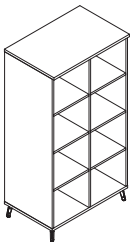
product #: FD-OBC-5445-F
top: Espresso
casing: Espresso
foot style: Taper
support finish: CW Cloud White

Options/Notes

Standard Includes

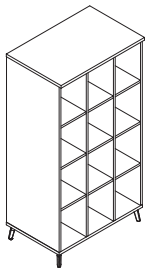
- Freestanding open bookcase
- Shelving matches casing selection

OPEN BOOKCASE with feet, 36" WIDE



PART #	HEIGHT	WIDTH	DEPTH	PRICE
FD-OBC-3645-F	45"	36"	15"	\$1,416
FD-OBC-3653-F	53"	36"	15"	\$1,491
FD-OBC-3669-F	69"	36"	15"	\$1,931

OPEN BOOKCASE with feet, 42" WIDE



PART #	HEIGHT	WIDTH	DEPTH	PRICE
FD-OBC-4245-F	45"	42"	15"	\$1,714
FD-OBC-4253-F	53"	42"	15"	\$1,860
FD-OBC-4269-F	69"	42"	15"	\$2,344

OPEN BOOKCASE with feet, 48" WIDE



PART #	HEIGHT	WIDTH	DEPTH	PRICE
FD-OBC-4845-F	45"	48"	15"	\$1,819
FD-OBC-4853-F	53"	48"	15"	\$1,963
FD-OBC-4869-F	69"	48"	15"	\$2,406

OPEN BOOKCASE with feet, 54" WIDE



PART #	HEIGHT	WIDTH	DEPTH	PRICE
FD-OBC-5445-F	45"	54"	15"	\$2,069
FD-OBC-5453-F	53"	54"	15"	\$2,271
FD-OBC-5469-F	69"	54"	15"	\$2,795

OPEN BOOKCASE with feet, 60" WIDE

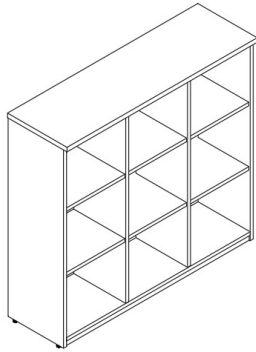


PART #	HEIGHT	WIDTH	DEPTH	PRICE
FD-OBC-6045-F	45"	60"	15"	\$2,439
FD-OBC-6053-F	53"	60"	15"	\$2,667
FD-OBC-6069-F	69"	60"	15"	\$3,309

DASH / STORAGE

Open Bookcase with Cube Shelves

With Base



DESCRIPTION

Open bookcase with base, center dividers

SPECIFICATION OPTIONS

product #: See charts below
top: See page 26
casing: See page 26

ORDER EXAMPLE

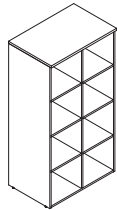
product #: FD-OBC-4845-B
top: Espresso
casing: Espresso

Options/Notes

Standard Includes

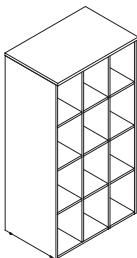
- Freestanding open bookcase
- Shelving matches casing selection

OPEN BOOKCASE with base, 36" WIDE



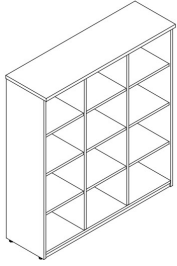
PART #	HEIGHT	WIDTH	DEPTH	PRICE
FD-OBC-3645-B	45"	36"	15"	\$1,440
FD-OBC-3653-B	53"	36"	15"	\$1,559
FD-OBC-3669-B	69"	36"	15"	\$1,927

OPEN BOOKCASE with base, 42" WIDE



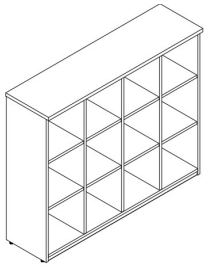
PART #	HEIGHT	WIDTH	DEPTH	PRICE
FD-OBC-4245-B	45"	42"	15"	\$1,735
FD-OBC-4253-B	53"	42"	15"	\$1,889
FD-OBC-4269-B	69"	42"	15"	\$2,335

OPEN BOOKCASE with base, 48" WIDE



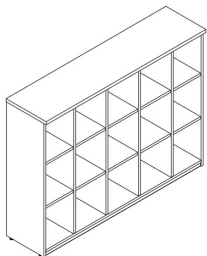
PART #	HEIGHT	WIDTH	DEPTH	PRICE
FD-OBC-4845-B	45"	48"	15"	\$1,807
FD-OBC-4853-B	53"	48"	15"	\$1,952
FD-OBC-4869-B	69"	48"	15"	\$2,421

OPEN BOOKCASE with base, 54" WIDE



PART #	HEIGHT	WIDTH	DEPTH	PRICE
FD-OBC-5445-B	45"	54"	15"	\$2,105
FD-OBC-5453-B	53"	54"	15"	\$2,284
FD-OBC-5469-B	69"	54"	15"	\$2,808

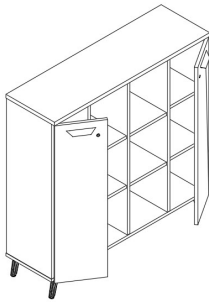
OPEN BOOKCASE with base, 60" WIDE



PART #	HEIGHT	WIDTH	DEPTH	PRICE
FD-OBC-6045-B	45"	60"	15"	\$2,490
FD-OBC-6053-B	53"	60"	15"	\$2,718
FD-OBC-6069-B	69"	60"	15"	\$3,237

Combo Bookcase Cube Shelves

With Feet



DESCRIPTION

Combo bookcase with feet, center dividers, adjustable shelves and doors.

SPECIFICATION OPTIONS

product #: See charts below
top: See page 26
casing: See page 26
front: See page 26
pull: See page 22
foot style: Taper or Inset
support finish: CW, BU, SV

ORDER EXAMPLE

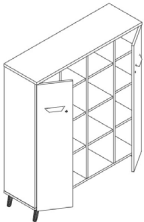
product #: FD-CBC-4845-F
top: Espresso
casing: Espresso
front: Espresso
pull: Wedge
foot style: Inset
support finish: CW Cloud White

Options/Notes

Standard Includes

- Shelving matches casing selection
- Includes lock

COMBO BOOKCASE with feet, 48" WIDE



PART #	HEIGHT	WIDTH	DEPTH	PRICE
FD-CBC-4845-F	45"	48"	15"	\$2,264
FD-CBC-4853-F	53"	48"	15"	\$2,447
FD-CBC-4869-F	69"	48"	15"	\$3,030

COMBO BOOKCASE with feet, 54" WIDE



PART #	HEIGHT	WIDTH	DEPTH	PRICE
FD-CBC-5445-F	45"	54"	15"	\$2,537
FD-CBC-5453-F	53"	54"	15"	\$2,754
FD-CBC-5469-F	69"	54"	15"	\$3,419

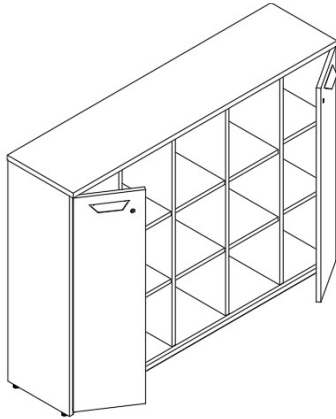
COMBO BOOKCASE with feet, 60" WIDE



PART #	HEIGHT	WIDTH	DEPTH	PRICE
FD-CBC-6045-F	45"	60"	15"	\$2,884
FD-CBC-6053-F	53"	60"	15"	\$3,150
FD-CBC-6069-F	69"	60"	15"	\$3,934

Combo Bookcase Cube Shelves

With Base



DESCRIPTION

Combo bookcase with base, center dividers, adjustable shelves and doors.

SPECIFICATION OPTIONS

product #: See charts below
top: See page 26
casing: See page 26
front: See page 26
pull: See page 22

ORDER EXAMPLE

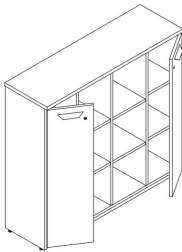
product #: FD-CBC-6045-B
top: Espresso
casing: Espresso
front: Espresso
pull: Wedge

Options/Notes

Standard Includes

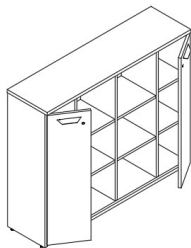
- Shelving matches casing selection
- Includes lock

COMBO BOOKCASE with base, 48" WIDE



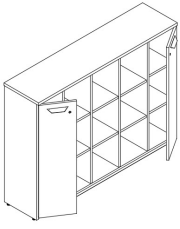
PART #	HEIGHT	WIDTH	DEPTH	PRICE
FD-CBC-4845-B	45"	48"	15"	\$2,283
FD-CBC-4853-B	53"	48"	15"	\$2,467
FD-CBC-4869-B	69"	48"	15"	\$3,050

COMBO BOOKCASE with base, 54" WIDE



PART #	HEIGHT	WIDTH	DEPTH	PRICE
FD-CBC-5445-B	45"	54"	15"	\$2,581
FD-CBC-5453-B	53"	54"	15"	\$2,798
FD-CBC-5469-B	69"	54"	15"	\$3,463

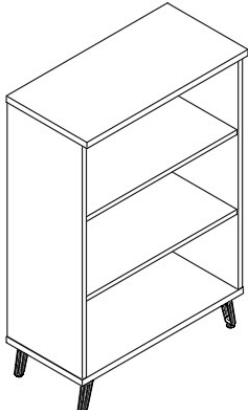
COMBO BOOKCASE with base, 60" WIDE



PART #	HEIGHT	WIDTH	DEPTH	PRICE
FD-CBC-6045-B	45"	60"	15"	\$2,966
FD-CBC-6053-B	53"	60"	15"	\$3,232
FD-CBC-6069-B	69"	60"	15"	\$3,892

Classic Bookcase

With Feet



DESCRIPTION

Classic bookcase with feet and adjustable shelves

SPECIFICATION OPTIONS

product #: See charts below
top: See page 26
casing: See page 26
foot style: Taper or Inset
support finish: CW, BU, SV

ORDER EXAMPLE

product #: FD-BC-3-30-F
top: Espresso
casing: Espresso
foot style: Inset
support finish: CW Cloud White

Options/Notes

Standard Includes

- Freestanding open bookcase
- Shelving matches casing selection

CLASSIC BOOKCASE with Feet, 29" HIGH



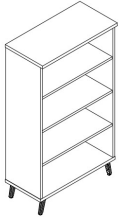
PART #	HEIGHT	WIDTH	DEPTH	PRICE	NOTES
FD-BC-2-30-F	29"	30"	15"	\$761	• (1) adjustable shelf
FD-BC-2-36-F	29"	36"	15"	\$922	

CLASSIC BOOKCASE with Feet, 45" HIGH



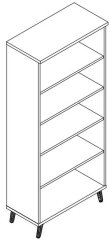
PART #	HEIGHT	WIDTH	DEPTH	PRICE	NOTES
FD-BC-3-30-F	45"	30"	15"	\$1,136	• (2) adjustable shelves
FD-BC-3-36-F	45"	36"	15"	\$1,254	

CLASSIC BOOKCASE with Feet, 53" HIGH



PART #	HEIGHT	WIDTH	DEPTH	PRICE	NOTES
FD-BC-4-30-F	53"	30"	15"	\$1,272	• (3) adjustable shelves
FD-BC-4-36-F	53"	36"	15"	\$1,396	

CLASSIC BOOKCASE with Feet, 69" HIGH

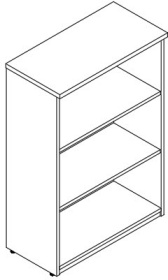


PART #	HEIGHT	WIDTH	DEPTH	PRICE	NOTES
FD-BC-5-30-F	69"	30"	15"	\$1,570	• (4) adjustable shelves
FD-BC-5-36-F	69"	36"	15"	\$1,727	

DASH / STORAGE

Classic Bookcase

With base



DESCRIPTION

Classic bookcase with base and adjustable shelves

SPECIFICATION OPTIONS

product #: See charts below
top: See page 26
casing: See page 26

ORDER EXAMPLE

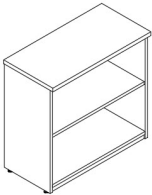
product #: FD-BC-3-30-B
top: Espresso
casing: Espresso

Options/Notes

Standard Includes

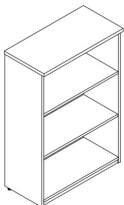
- Freestanding open bookcase
- Shelving matches casing selection

CLASSIC BOOKCASE with Base, 29" HIGH



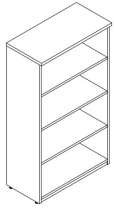
PART #	HEIGHT	WIDTH	DEPTH	PRICE	NOTES
FD-BC-2-30-B	29"	30"	15"	\$754	• (1) adjustable shelf
FD-BC-2-36-B	29"	36"	15"	\$843	

CLASSIC BOOKCASE with Base, 45" HIGH



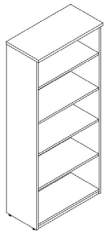
PART #	HEIGHT	WIDTH	DEPTH	PRICE	NOTES
FD-BC-3-30-B	41"	30"	15"	\$1,027	• (2) adjustable shelves
FD-BC-3-36-B	41"	36"	15"	\$1,148	

CLASSIC BOOKCASE with Base, 53" HIGH



PART #	HEIGHT	WIDTH	DEPTH	PRICE	NOTES
FD-BC-4-30-B	53"	30"	15"	\$995	• (3) adjustable shelves
FD-BC-4-36-B	53"	36"	15"	\$1,103	

CLASSIC BOOKCASE with Base, 69" HIGH



PART #	HEIGHT	WIDTH	DEPTH	PRICE	NOTES
FD-BC-5-30-B	69"	30"	15"	\$1,175	• (4) adjustable shelves
FD-BC-5-36-B	69"	36"	15"	\$1,296	

End Bookcase

With Feet



DESCRIPTION

End bookcase with feet and adjustable shelves

SPECIFICATION OPTIONS

product #: See charts below
top: See page 26
casing: See page 26
foot style: Taper or Inset
support finish: CW, BU, SV

ORDER EXAMPLE

product #: FD-EBC-4829-F
top: Espresso
casing: Espresso
foot style: Inset
support finish: CW Cloud White

Options/Notes

Standard Includes

- Freestanding open bookcase
- Shelving matches casing selection
- Sized for use at end of back to back DASH tops

END BOOKCASE with Feet

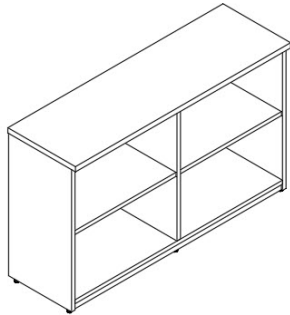


PART #	HEIGHT	WIDTH	DEPTH	PRICE	NOTES
FD-EBC-4829-F	29"	48"	15"	\$1,294	<ul style="list-style-type: none"> • Sized for use with Friant's DASH system • (2) Adjustable shelves
FD-EBC-6029-F	29"	60"	15"	\$1,498	

DASH / STORAGE

End Bookcase

With base



DESCRIPTION

End bookcase with base and adjustable shelves

SPECIFICATION OPTIONS

product #: See charts below
top: See page 26
casing: See page 26

ORDER EXAMPLE

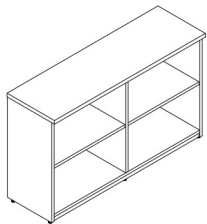
product #: FD-EBC-4829-B
top: Espresso
casing: Espresso

Options/Notes

Standard Includes

- Freestanding open bookcase
- Shelving matches casing selection
- Sized for use at end of back to back DASH tops

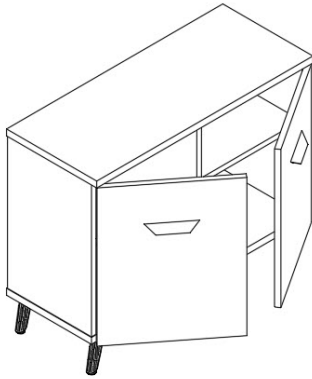
END BOOKCASE with Base



PART #	HEIGHT	WIDTH	DEPTH	PRICE	NOTES
FD-EBC-4829-B	29"	48"	15"	\$1,281	• Sized for use with Friant's DASH system
FD-EBC-6029-B	29"	60"	15"	\$1,493	• (2) Adjustable shelves

Storage Cabinet

With Feet



DESCRIPTION

Storage cabinet with feet and adjustable shelves

SPECIFICATION OPTIONS

product #: See charts below
top: See page 26
casing: See page 26
front: See page 26
pull: See page 22
foot style: Taper or Inset
support finish: CW, BU, SV

ORDER EXAMPLE


product #: FD-SC-2-30-F
top: Espresso
casing: Espresso
front: Espresso
pull: Wedge
foot style: Inset
support finish: CW Cloud White

Options/Notes

Standard Includes

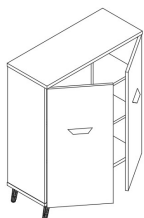
- Freestanding cabinet
- Shelving matches casing selection
- Includes lock

STORAGE CABINET, 29" HIGH



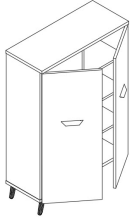
PART #	HEIGHT	WIDTH	DEPTH	PRICE	NOTES
FD-SC-2-30-F	29"	30"	15"	\$1,059	<ul style="list-style-type: none"> • (1) Adjustable shelf • 42" wide includes one center divider and two locks. • 30" and 36" wide have one lock and do not include center divider.
FD-SC-2-36-F	29"	36"	15"	\$1,161	
FD-SC-2-42-F	29"	42"	15"	\$1,388	

STORAGE CABINET, 45" HIGH



PART #	HEIGHT	WIDTH	DEPTH	PRICE	NOTES
FD-SC-3-30-F	45"	30"	15"	\$1,453	<ul style="list-style-type: none"> • (2) Adjustable shelves • 42" wide includes one center divider and two locks. • 30" and 36" wide have one lock and do not include center divider.
FD-SC-3-36-F	45"	36"	15"	\$1,599	
FD-SC-3-42-F	45"	42"	15"	\$1,918	

STORAGE CABINET, 53" HIGH

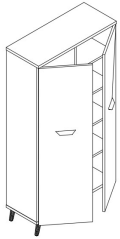


PART #	HEIGHT	WIDTH	DEPTH	PRICE
FD-SC-4-30-F	53"	30"	15"	\$1,606
FD-SC-4-36-F	53"	36"	15"	\$1,764
FD-SC-4-42-F	53"	42"	15"	\$2,118

NOTES

- (3) Adjustable shelves
- 42" wide includes one center divider and two locks.
- 30" and 36" wide have one lock and do not include center divider.

STORAGE CABINET, 69" HIGH



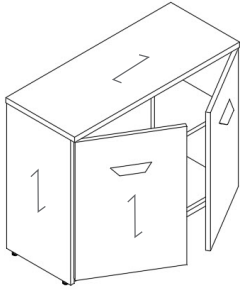
PART #	HEIGHT	WIDTH	DEPTH	PRICE
FD-SC-5-30-F	69"	30"	15"	\$2,012
FD-SC-5-36-F	69"	36"	15"	\$2,215
FD-SC-5-42-F	69"	42"	15"	\$2,370

NOTES

- (4) Adjustable shelves
- 42" wide includes one center divider and two locks.
- 30" and 36" wide have one lock and do not include center divider.

Storage Cabinet

With Base



DESCRIPTION

Storage cabinet with base and adjustable shelves

SPECIFICATION OPTIONS

product #: See charts below
top: See page 26
casing: See page 26
front: See page 26
pull: See page 22

ORDER EXAMPLE

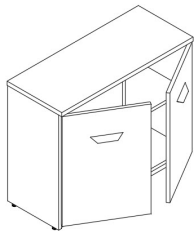
product #: FD-SC-2-30-B
top: Espresso
casing: Espresso
front: Espresso
pull: Wedge

Options/Notes

Standard Includes

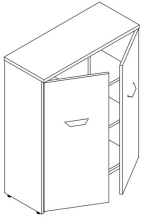
- Freestanding cabinet
- Shelving matches casing selection
- Includes lock

STORAGE CABINET, 29" HIGH



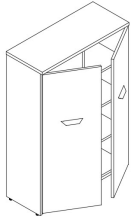
PART #	HEIGHT	WIDTH	DEPTH	PRICE	NOTES
FD-SC-2-30-B	29"	30"	15"	\$1,078	<ul style="list-style-type: none"> • (1) Adjustable shelf • 42" wide includes one center divider and two locks. • 30" and 36" wide have one lock and do not include center divider
FD-SC-2-36-B	29"	36"	15"	\$1,195	
FD-SC-2-42-B	29"	42"	15"	\$1,422	

STORAGE CABINET, 45" HIGH



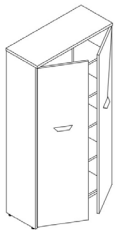
PART #	HEIGHT	WIDTH	DEPTH	PRICE	NOTES
FD-SC-3-30-B	45"	30"	15"	\$1,472	<ul style="list-style-type: none"> (2) Adjustable shelves 42" wide includes one center divider and two locks. 30" and 36" wide have one lock and do not include center divider
FD-SC-3-36-B	45"	36"	15"	\$1,633	
FD-SC-3-42-B	45"	42"	15"	\$1,952	

STORAGE CABINET, 53" HIGH



PART #	HEIGHT	WIDTH	DEPTH	PRICE	NOTES
FD-SC-4-30-B	53"	30"	15"	\$1,596	<ul style="list-style-type: none"> (3) Adjustable shelves 42" wide includes one center divider and two locks. 30" and 36" wide have one lock and do not include center divider
FD-SC-4-36-B	53"	36"	15"	\$1,770	
FD-SC-4-42-B	53"	42"	15"	\$2,293	

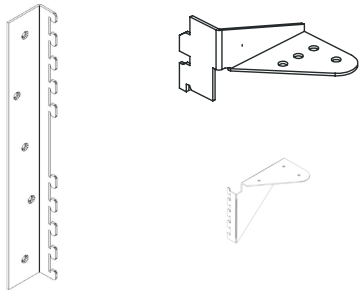
STORAGE CABINET, 69" HIGH



PART #	HEIGHT	WIDTH	DEPTH	PRICE	NOTES
FD-SC-5-30-B	69"	30"	15"	\$2,003	<ul style="list-style-type: none"> (4) Adjustable shelves 42" wide includes one center divider and two locks. 30" and 36" wide have one lock and do not include center divider
FD-SC-5-36-B	69"	36"	15"	\$2,220	
FD-SC-5-42-B	69"	42"	15"	\$3,234	

INTERRA CONNECTORS

Interra Connectors



DESCRIPTION

Parts for combining Dash and Interra

SPECIFICATION OPTIONS

product #: See charts below

ORDER EXAMPLE

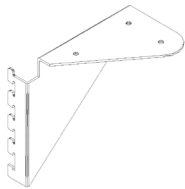
product #: FD-FM-X9

Options/Notes

Standard Includes


- See individual notes per part below.

PANEL MOUNT KIT



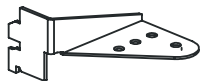
PART #	HEIGHT	WIDTH	DEPTH	PRICE	NOTES
FD-FM-X9	-	-	-	\$30	<ul style="list-style-type: none"> • Package of 4, (2) L and (2) R. • Supports shared hutch on top of Interra panel(s)

CREDENZA BRACKET



PART #	HEIGHT	WIDTH	DEPTH	PRICE	NOTES
FD-FM-X10	-	11"	1-3/5"	\$14	<ul style="list-style-type: none"> • Used to anchor Dash credenza to Interra frames. • Sold in pairs. • Cloud White (CW) only.

CORNER BRACKET

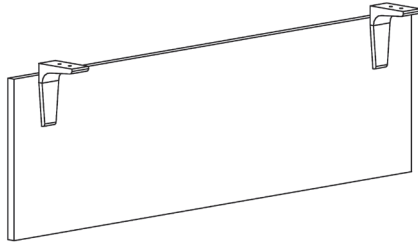


Right Shown
FIWSB.R

PART #	HEIGHT	WIDTH	DEPTH	PRICE	NOTES
FIWSB.L	-	-	-	\$6	<ul style="list-style-type: none"> • Used to attach Freestanding Dash table to Interra Panels to help support the Interra panel run • Specify L for left and R for right. • Available in Cloud White (CW) and Black.
FIWSB.R				\$6	

COMPONENTS

Modesty Panel



DESCRIPTION

Attaches to the tabletop to provide privacy

SPECIFICATION OPTIONS

product #: See charts below
laminate: See page
brackets: CW, BU, SV

ORDER EXAMPLE

product #: FLMOD.1660
laminate: Medium Walnut
brackets: Cloud White

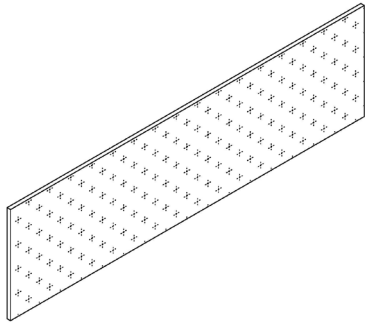
Options/Notes

Laminate modesty panel with matching PVC edge painted brackets

MODESTY PANEL

PART #	HEIGHT	WIDTH	LIST	NOTES
FLMOD.0836	8"	36"	\$197	<ul style="list-style-type: none"> Modesty panel is actual width Shorter than actual width modesty may be needed based on leg type. Example: 24x60 freestanding top with concave taper legs requires 48" wide modesty.
FLMOD.0842	8"	42"	\$204	
FLMOD.0848	8"	48"	\$210	
FLMOD.0854	8"	54"	\$253	
FLMOD.0860	8"	60"	\$317	
FLMOD.0866	8"	66"	\$323	
FLMOD.0872	8"	72"	\$330	
FLMOD.0884	8"	84"	\$342	
FLMOD.0896	8"	96"	\$355	
FLMOD.1636	16"	36"	\$243	
FLMOD.1642	16"	42"	\$249	
FLMOD.1648	16"	48"	\$255	
FLMOD.1654	16"	54"	\$336	
FLMOD.1660	16"	60"	\$400	
FLMOD.1666	16"	66"	\$406	
FLMOD.1672	16"	72"	\$413	
FLMOD.1684	16"	84"	\$425	
FLMOD.1696	16"	96"	\$438	

Wall Mounted Tackboard



DESCRIPTION

Fabric covered tackboard that attaches to a wall

SPECIFICATION OPTIONS

product #: See charts below
fabric: See page

ORDER EXAMPLE

product #: FD-FM-X6012
fabric: PF101-21, Slide, Azure

Options/Notes

Standard Includes

- For use with wall mounted overhead or alone.
- May not be used with hutches.
- Specify panel fabric (Note: **Passage and Terrain fabric not approved for this application.** See page 7.)

12" HIGH

PART #	HEIGHT	WIDTH	PRICE
FD-FM-X3612	12"	36"	\$371
FD-FM-X4212	12"	42"	\$371
FD-FM-X4812	12"	48"	\$385
FD-FM-X5412	12"	54"	\$503
FD-FM-X6012	12"	60"	\$503
FD-FM-X6612	12"	66"	\$517
FD-FM-X7212	12"	72"	\$517
FD-FM-X7812	12"	78"	\$517
FD-FM-X8412	12"	84"	\$531

19" HIGH

PART #	HEIGHT	WIDTH	PRICE
FD-FM-X3619	19"	36"	\$371
FD-FM-X4219	19"	42"	\$371
FD-FM-X4819	19"	48"	\$385
FD-FM-X5419	19"	54"	\$503
FD-FM-X6019	19"	60"	\$503
FD-FM-X6619	19"	66"	\$517
FD-FM-X7219	19"	72"	\$517
FD-FM-X7819	19"	78"	\$517
FD-FM-X8419	19"	84"	\$531

22" HIGH

PART #	HEIGHT	WIDTH	PRICE
FD-FM-X3622	22"	36"	\$371
FD-FM-X4222	22"	42"	\$371
FD-FM-X4822	22"	48"	\$385
FD-FM-X5422	22"	54"	\$503
FD-FM-X6022	22"	60"	\$503
FD-FM-X6622	22"	66"	\$517
FD-FM-X7222	22"	72"	\$517
FD-FM-X7822	22"	78"	\$517
FD-FM-X8422	22"	84"	\$531

23" HIGH

PART #	HEIGHT	WIDTH	PRICE
FD-FM-X3623	23"	36"	\$411
FD-FM-X4223	23"	42"	\$411
FD-FM-X4823	23"	48"	\$424
FD-FM-X5423	23"	54"	\$739
FD-FM-X6023	23"	60"	\$739
FD-FM-X6623	23"	66"	\$753
FD-FM-X7223	23"	72"	\$753
FD-FM-X7823	23"	78"	\$753
FD-FM-X8423	23"	84"	\$767

25" HIGH

PART #	HEIGHT	WIDTH	PRICE
FD-FM-X3625	25"	36"	\$411
FD-FM-X4225	25"	42"	\$411
FD-FM-X4825	25"	48"	\$424
FD-FM-X5425	25"	54"	\$739
FD-FM-X6025	25"	60"	\$739
FD-FM-X6625	25"	66"	\$753
FD-FM-X7225	25"	72"	\$753
FD-FM-X7825	25"	78"	\$753
FD-FM-X8425	25"	84"	\$767

26" HIGH

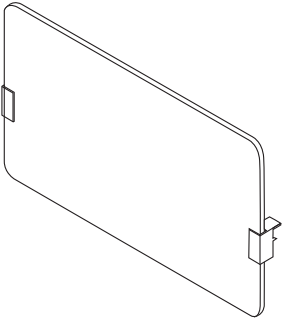
PART #	HEIGHT	WIDTH	PRICE
FD-FM-X3626	26"	36"	\$438
FD-FM-X4226	26"	42"	\$438
FD-FM-X4826	26"	48"	\$480
FD-FM-X5426	26"	54"	\$795
FD-FM-X6026	26"	60"	\$795
FD-FM-X6626	26"	66"	\$767
FD-FM-X7226	26"	72"	\$767
FD-FM-X7826	26"	78"	\$767
FD-FM-X8426	26"	84"	\$851

28" HIGH

PART #	HEIGHT	WIDTH	PRICE
FD-FM-X3628	28"	36"	\$438
FD-FM-X4228	28"	42"	\$438
FD-FM-X4828	28"	48"	\$480
FD-FM-X5428	28"	54"	\$795
FD-FM-X6028	28"	60"	\$795
FD-FM-X6628	28"	66"	\$767
FD-FM-X7228	28"	72"	\$767
FD-FM-X7828	28"	78"	\$767
FD-FM-X8428-	28"	84"	\$851

Privacy Screen

Fabric



DESCRIPTION

Work Surface mounted fabric covered privacy screen

SPECIFICATION OPTIONS

product #: See charts below
fabric: See page 7
brackets: CW, BU, SV

ORDER EXAMPLE

product #: FPSFLUSH.2442
fabric: PF-101-1, Slide, Caramel
brackets: SV Silver

Options/Notes

Standard Includes

- Actual screen is narrower than the worktop.
- Example: FPSFLUSH.2448 for use on 46"/48" width table, actual width of screen is 40"
- Fabric covered privacy screens have Black Reveal.
- Includes attachment hardware.
- **Passage and Terrain fabric not approved for this application.**

FABRIC PRIVACY SCREEN, Flush

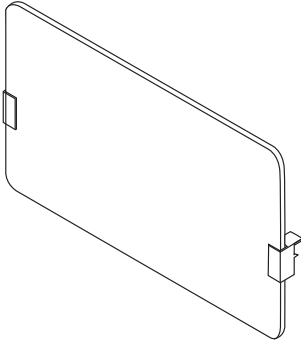
PART #	HEIGHT	WIDTH	PRICE	NOTES
FPSFLUSH.2442	24"	34"	\$480	<ul style="list-style-type: none"> • Privacy screen sits flush with the back of the worktop. • Fabric covered privacy screens have Black Reveal.
FPSFLUSH.2448	24"	40"	\$520	
FPSFLUSH.2454	24"	46"	\$560	
FPSFLUSH.2460	24"	52"	\$601	
FPSFLUSH.2466	24"	58"	\$642	
FPSFLUSH.2472	24"	64"	\$683	

FABRIC PRIVACY SCREEN, with Wire Management Gap

PART #	HEIGHT	WIDTH	PRICE	NOTES
FPSGAP.2442	24"	34"	\$480	<ul style="list-style-type: none"> • Fabric covered privacy screens have Black Reveal. • With 1" gap at back of worksurface for cord/wire management.
FPSGAP.2448	24"	40"	\$520	
FPSGAP.2454	24"	46"	\$560	
FPSGAP.2460	24"	52"	\$601	
FPSGAP.2466	24"	58"	\$642	
FPSGAP.2472	24"	64"	\$683	

Privacy Screen

Marker Board



DESCRIPTION

Work Surface mounted marker board privacy screen

SPECIFICATION OPTIONS

product #: See charts below
brackets: CW, BU, SV

ORDER EXAMPLE

product #: FMPSFLUSH.2442
brackets: SV Silver

Options/Notes

Standard Includes

- Actual screen is narrower than the worktop.
- Example: FPSFLUSH.2448 for use on 46"/48" width table, actual width of screen is 40"
- Includes attachment hardware

MARKER BOARD PRIVACY SCREEN, Flush

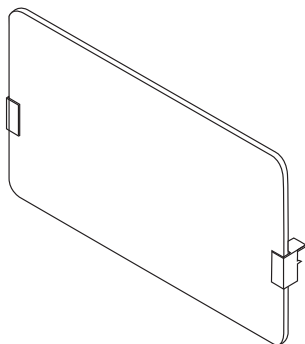
PART #	HEIGHT	WIDTH	PRICE	NOTES
FMPSFLUSH.2442	24"	34"	\$621	• Privacy screen sits flush with the back of the worktop.
FMPSFLUSH.2448	24"	40"	\$711	
FMPSFLUSH.2454	24"	46"	\$801	
FMPSFLUSH.2460	24"	52"	\$892	
FMPSFLUSH.2466	24"	58"	\$982	
FMPSFLUSH.2472	24"	64"	\$1,073	

MARKER BOARD PRIVACY SCREEN, with Wire Management Gap

PART #	HEIGHT	WIDTH	PRICE	NOTES
FMPSGAP.2442	24"	34"	\$621	• With 1" gap at back of worksurface for cord/wire management.
FMPSGAP.2448	24"	40"	\$711	
FMPSGAP.2454	24"	46"	\$801	
FMPSGAP.2460	24"	52"	\$892	
FMPSGAP.2466	24"	58"	\$982	
FMPSGAP.2472	24"	64"	\$1,073	

Privacy Screen

Laminate



DESCRIPTION

Work Surface mounted laminate privacy screen

SPECIFICATION OPTIONS

product #: See charts below
finish: See page 9
brackets: CW, BU, SV

ORDER EXAMPLE

product #: FLPSFLUSH.2442
finish: M15 Mousse
brackets: SV Silver

Options/Notes

Standard Includes

- Actual screen is narrower than the worktop.
- Example: FLPSFLUSH.2448 for use on 46"/48" width table, actual width of screen is 40"
- Includes attachment hardware

LAMINATE PRIVACY SCREEN, Flush

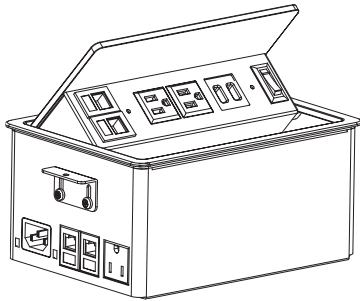
PART #	HEIGHT	WIDTH	PRICE	NOTES
FLPSFLUSH.2442	24"	34"	\$327	• Privacy screen sits flush with the back of the worktop.
FLPSFLUSH.2448	24"	40"	\$364	
FLPSFLUSH.2454	24"	46"	\$400	
FLPSFLUSH.2460	24"	52"	\$436	
FLPSFLUSH.2466	24"	58"	\$473	
FLPSFLUSH.2472	24"	64"	\$509	

LAMINATE PRIVACY SCREEN, with Wire Management Gap

PART #	HEIGHT	WIDTH	PRICE	NOTES
FLPSGAP.2442	24"	34"	\$327	• With 1" gap at back of worksurface for cord/wire management.
FLPSGAP.2448	24"	40"	\$364	
FLPSGAP.2454	24"	46"	\$400	
FLPSGAP.2460	24"	52"	\$436	
FLPSGAP.2466	24"	58"	\$473	
FLPSGAP.2472	24"	64"	\$509	

ACCESSORIES

Power Grommet Worksurface Mounted



DESCRIPTION

Worksurface mounted power/data grommet

NOTES

Includes 8' coiled power cord to connect to power source, or daisy chain to next power grommet
Optional 10' coiled power cord is sold separately


SPECIFICATION OPTIONS

product #: see charts below
finish: BA Brushed Aluminum, BC Brushed Charcoal or CW Cloud White (contact customer service for lead time)

ORDER EXAMPLE

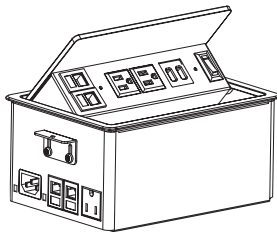
product #: FPWR.0608
finish: BA Brushed Aluminum

POWER GROMMET, 5x8



PART #	HEIGHT	WIDTH	DEPTH	PRICE	NOTES
FPWR.0508		8"	5"	\$550	<ul style="list-style-type: none"> Worksurface mounted power/data grommet, 5x8 Includes 8' coiled power cord to connect to power source Optional 10' coiled power cord is sold separately Above Worksurface: (2) CAT6 data ports (out), (2) power outlets, (2) USB ports Below Worksurface: (2) CAT6 data ports (in), (1) power outlet, Daisy Chain ports (in/out)

POWER GROMMET, 6x8



PART #	HEIGHT	WIDTH	DEPTH	PRICE	NOTES
FPWR.0608		8"	6"	\$550	<ul style="list-style-type: none"> Worksurface mounted power/data grommet, 6x8 Includes 8' coiled power cord to connect to power source Optional 10' coiled power cord is sold separately Above Worksurface: (2) CAT6 data ports (out), (2) power outlets, (2) USB ports Below Worksurface: (2) CAT6 data ports (in), (2) power outlets, Daisy Chain ports (in/out)

GROMMET COILED POWER CORD

PART #	HEIGHT	WIDTH	DEPTH	PRICE	NOTES
FPWRC-10		10'		\$60	<ul style="list-style-type: none"> Optional 10' coiled power is sold separately.

DESK MOUNTED POWER UNIT


DESCRIPTION

See individual notes for parts below.



PART #	PRICE	NOTES
FPWR.DM	\$375	<ul style="list-style-type: none"> • Worksurface mounted power unit • The power cord comes attached to the unit. The cord measures approximately 6 ft in length. • Includes 3 plugs and 2 USB ports • finish: available in BU and CW

MESH WIRE MANAGER



PART #	LENGTH	PRICE	NOTES
FFWM.18	18"	\$125	<ul style="list-style-type: none"> • Wire manager mounts to the bottom of a worksurface to manage cords
FFWM.34	34"	\$125	<ul style="list-style-type: none"> • Finish: Black with red zipper

Monitor Arms

Worksurface/Table Accessories



DESCRIPTION

Monitor arms.

SPECIFICATION OPTIONS

product #: See charts below
finish: CW, BU, SV

ORDER EXAMPLE

product #: FMA-S
finish: CW

Options/Notes

Standard Includes

- Includes attachment hardware for clamp, grommet and Verity track mount

SINGLE MONITOR ARM



PART #	PRICE
FMA-S	\$568

DOUBLE MONITOR ARM



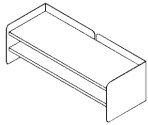
PART #	PRICE
FMA-D	\$811

Accessories

DESCRIPTION

See individual notes for parts below.

TABLETOP SHELF



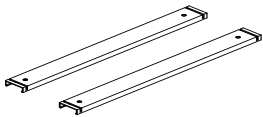
PART #	HEIGHT	WIDTH	DEPTH	PRICE	NOTES
FD-FM-X5	10"	30"	12"	\$222	<ul style="list-style-type: none"> • Cloud White painted metal outer, and laminate shelves • Specify shelf finish

LED TASKLIGHT



PART #	HEIGHT	WIDTH	PRICE	NOTES
FLED.20 (For use with overheads 24" - 36")	0.75"	20"	\$255	<ul style="list-style-type: none"> • Attaches beneath overheads or hutches
FLED.38 (For use with overheads 42" or wider)	0.75"	38"	\$321	<ul style="list-style-type: none"> • Includes an LED light, power cord, motion sensor and installation hardware for wood or metal overhead. The cord for the tasklight is 6 ft. long.


FILE BARS



PART #	HEIGHT	WIDTH	DEPTH	PRICE	NOTES
FFB (Front to back file bar)	-	-	-	\$25	<ul style="list-style-type: none"> • Comes in pairs • Order one per drawer • Finish black
FSSB (Side to side file bar)	-	-	-	\$22	<ul style="list-style-type: none"> • Side to side file bar for filing letter or legal size folders • Order one per drawer • Finish black

Pulls

for Lateral



DESCRIPTION

3 different pull options to choose from

SPECIFICATION OPTIONS

product #: See charts below
pull: See page 22

ORDER EXAMPLE

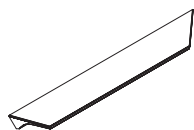
product #: WEDGE-PULL-244
pull: Wedge

Options/Notes

Standard Includes


- Designer pull offers options: specify color when ordering. (See chart below)
- Pulls are included with cabinets. These are sold separately for replacement.
- Wedge pull is the default pull

WEDGE PULL FOR LATERAL



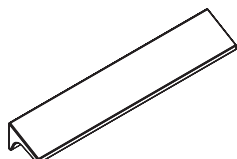
PART #	WIDTH	PRICE	NOTES
WEDGE-PULL-244	9.5"	\$25	<ul style="list-style-type: none"> • Wedge Pull for Lateral • Default Pull

DESIGNER PULL FOR LATERAL



PART #	WIDTH	PRICE	NOTES
DESIGNER-PULL-250-RED	10"	\$25	<ul style="list-style-type: none"> • Designer Pull is CW (Cloud White) with non-slip color trim on underside. Trim available in 3 colors: Red, Green, and Grey
DESIGNER-PULL-250-GREEN	10"	\$25	
DESIGNER-PULL-250-GREY	10"	\$25	

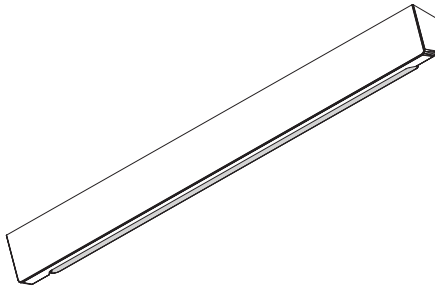
SLANT PULL FOR LATERAL



PART #	WIDTH	PRICE	NOTES
SLANT-PULL-244	8"	\$25	<ul style="list-style-type: none"> • Slant Pull for Lateral

Pulls

for pedestal



DESCRIPTION

3 different pull options to choose from

SPECIFICATION OPTIONS

product #: See charts below
pull: See page 22

ORDER EXAMPLE

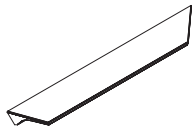
product #: DESIGNER-PULL-250-RED
pull: Designer Pull RED

Options/Notes

Standard Includes

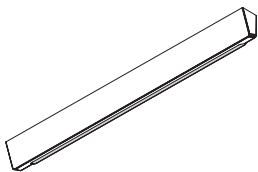
- Wedge Pull for Pedestal
- Designer pull has color options: specify color when ordering. (See chart below)
- Slant Pull for Pedestal
- Wedge pull is the default pull

WEDGE PULL FOR PEDESTAL



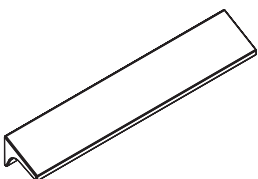
PART #	WIDTH	PRICE	NOTES
WEDGE-PULL-167	6.5"	\$25	<ul style="list-style-type: none"> • Wedge Pull for Pedestal • Default Pull

DESIGNER PULL FOR PEDESTAL



PART #	WIDTH	PRICE	NOTES
DESIGNER-PULL-250-RED	10"	\$25	<ul style="list-style-type: none"> • Designer Pull is CW (Cloud White) with non-slip color trim on underside. Trim available in 3 colors: Red, Green, and Grey
DESIGNER-PULL-250-GREEN	10"	\$25	
DESIGNER-PULL-250-GREY	10"	\$25	

SLANT PULL FOR PEDESTAL



PART #	WIDTH	DEPTH	PRICE	NOTES
SLANT-PULL-167	8"		\$25	<ul style="list-style-type: none"> • Slant Pull for Pedestal

Keyed-Alike

Storage Accessories

DESCRIPTION

All towers, credenzas, pedestals and lateral files can be keyed alike

SPECIFICATION OPTIONS

product #: See charts below

ORDER EXAMPLE

product #: LAM1-KEY-ALIKE-4

Options/Notes

Standard Includes

- Keyed-Alike Lock Cores are sold in sets of 4 or 6.
- Each set of keyed alike cores includes the cores, each core has two keys and all cores are the same lock number.
- Lock core removal/change keys will need to be ordered separately.
- Specific lock numbers are unavailable.
- Dash Key Cores are for use with laminate storage only. Cannot be keyed alike with metal storage.

KEYED-ALIKE LOCKS

PART #		PRICE
LAM1-KEY-ALIKE-4	Lock Core Keyed-Alike (set of 4)-Type 1 Laminate Storage	\$139
LAM1-KEY-ALIKE-6	Lock Core Keyed-Alike (set of 6)-- Type 1 Laminate Storage	\$209
LAM1-FCK	Lock Core Change Key - Type 1 Laminate Storage	\$21
LAM1-FMK	Lock Core Master Key - Type 1 Laminate Storage	\$21
LAM1-KEY-CORE	Single Lock Core - Type 1 Laminate Storage	\$35 each